

# Should I Stay or Should I Go?

## *Retention of English-Speaking Students Post-Graduation in Quebec*

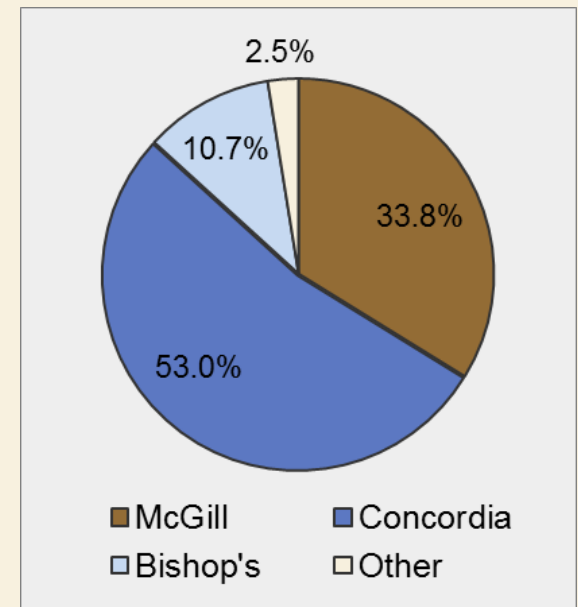
*October 29, 2018*

*Presented by:*  
**Paul Holley, PhD**  
**Research Director**  
**ACS-AEC**



# Study Methodology

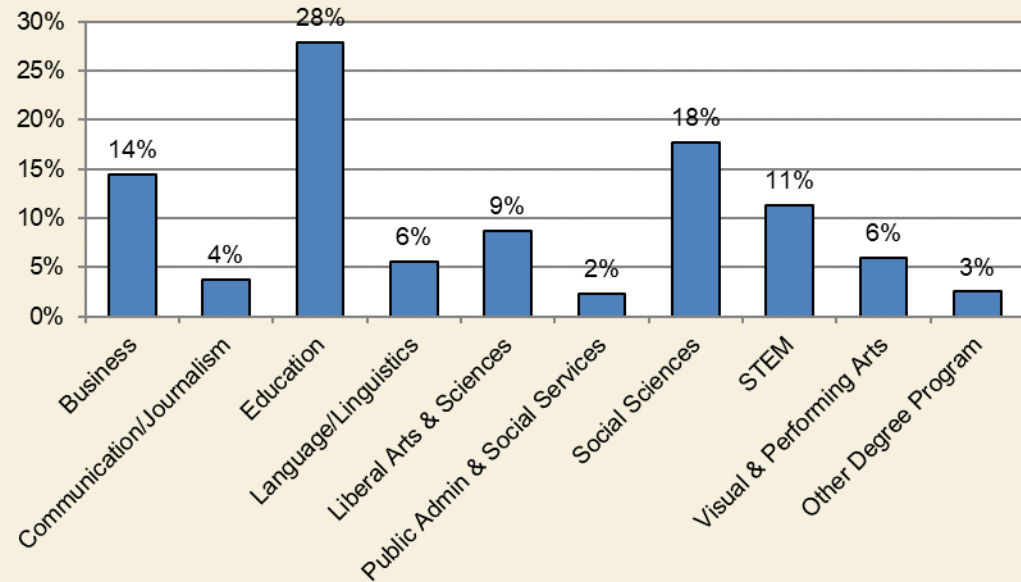
- On-line survey and focus groups with English-speaking students from Quebec's three English-language universities: McGill, Concordia and Bishop's.
- 355 valid survey responses
  - McGill (120), Concordia (188), Bishop's/Other (47)
- Student's Place of Birth:
  - Quebec (124), Rest of Canada (101)
  - International (130)
    - Studying...
      - Full-time (293)
      - Part-time (50)
      - Studies on hold (12)



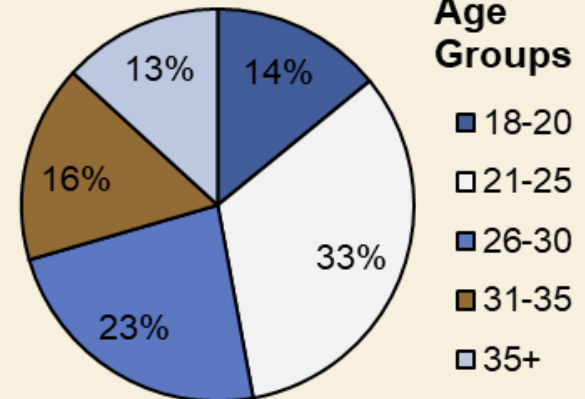
# Sample Characteristics

- Full-time students (83%)
- Part-time students (14%)
- Studies on hold (3%)
- Undergraduate (44%)
- Graduate (56%)
- Female (73%)
- Visible Minority (35%)
- Mother Tongue:
  - English only (45%)
  - French only (9%)
  - English and French (18%)
  - Other language (19%)
  - Multiple (9%)

**Students' Degree Program**



**Age Groups**



# Independent Variable

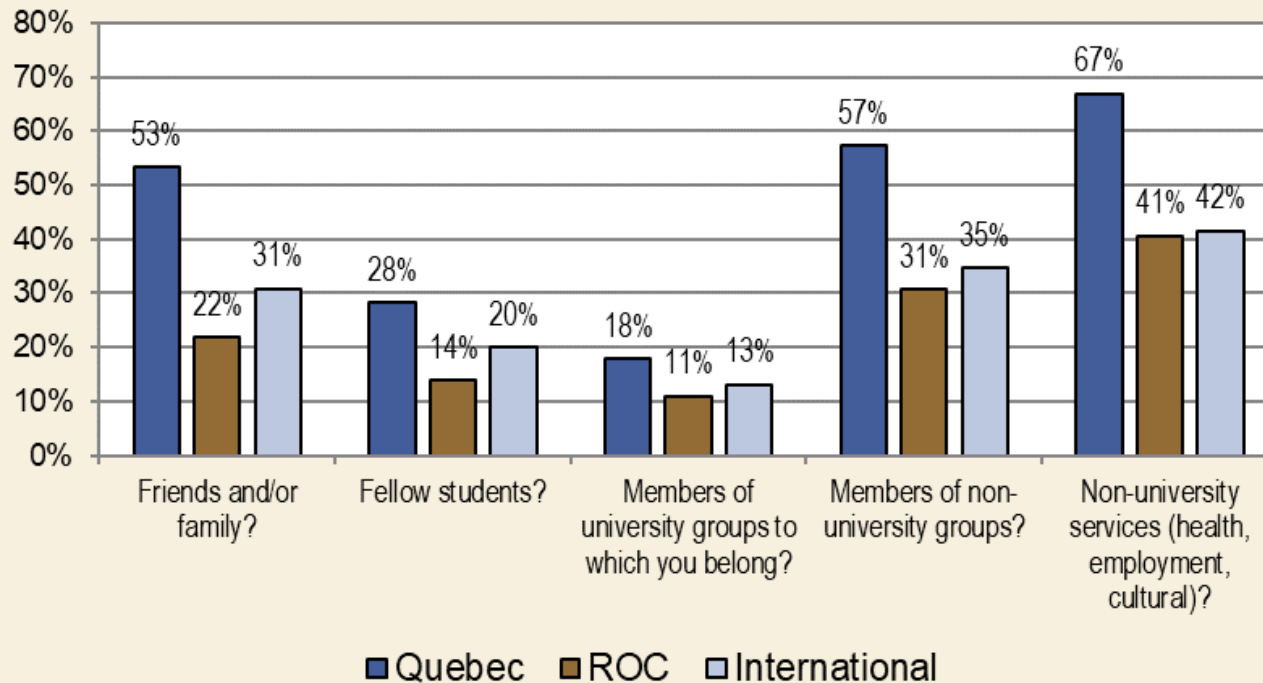
What is your level of proficiency in the French language? (1-5)		Quebec	ROC	International	Total
Speaking	Mean	3.99	3.00	2.47	3.15
	SD	1.17	1.41	1.67	1.57
	n	124	101	130	355
Understanding Spoken French	Mean	4.20	3.30	2.72	3.40
	SD	1.01	1.43	1.67	1.53
	n	124	101	129	354
Reading	Mean	4.11	3.33	2.81	3.42
	SD	1.01	1.28	1.65	1.45
	n	124	101	129	354
Writing	Mean	3.76	2.72	2.28	2.92
	SD	1.24	1.48	1.70	1.62
	n	124	101	130	355

French Proficiency (Weighted)*		Quebec	ROC	International	Total
	Mean	3.11	2.34	1.97	2.48
	SD	0.90	0.99	1.19	1.15
	N	124	101	130	355

Note: 0 = "None" ... 4 = "Native or Bilingual"

# (In)Dependent Variable

## Social Interactions in French



Descriptive Variable

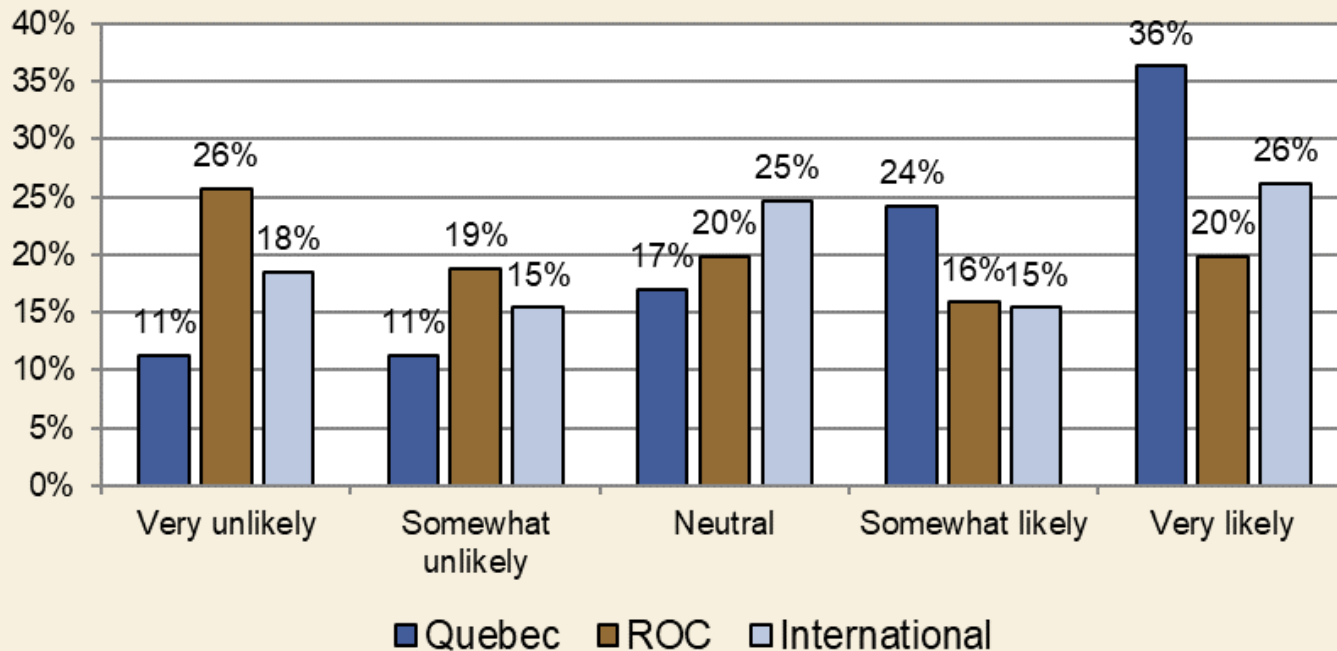
Inferential Variable

Interactions	#	%
None	144	40.6
1	42	11.8
2	62	17.5
3	49	13.8
4	25	7.0
5	33	9.3
Total	355	100.0



# Dependent Variable

How likely are you to stay in Quebec after you graduate?



Note: 1 = "Very unlikely" ... 5 = Very likely

# Estimated Retention Rates

(% Very Likely or Likely to Stay in Quebec\*)

Home	Quebec	124	69.0%	Sex	Male	90	48.9%
	Rest of Canada	101	45.5%		Female	259	58.9%
	International	130	53.8%		Other	6	83.3%
School	Concordia	188	59.3%	Studies	Full-time	293	54.4%
	McGill	150	53.3%		Part-time	50	67.0%
	Bishops	38	50.0%		On hold	12	70.8%
Mother Tongue	English	159	46.9%	Age Group	18 to 20	50	50.0%
	French	32	68.8%		21 to 25	117	56.8%
	English and French	65	60.0%		26 to 30	83	63.3%
	Non-official language	67	61.9%		31 to 35	58	47.4%
	Multiple languages	30	75.0%		Over 35	47	63.8%
FR	Proficient	140	63.3%	Viz Min	Visible minority	125	54.4%
	Not proficient	215	49.5%		Not a visible minority	230	58.0%
Satisfied with...	Learning Experience	331	56.5%	Living Situation	Alone (by myself)	75	54.0%
	Living Experience	316	58.9%		Parents / family	71	61.3%
	University Services	310	57.3%		Spouse / partner	92	58.7%
	Community Services	241	63.9%		Roommate(s)	84	49.4%
Overall		355	56.8%		University Rez	25	72.0%

\*Notes: Sample sizes and estimated group retention rates presented above. Estimated retention rates include half of respondents in the neutral or undecided category. Proficiency in French is defined as being a native French speaker, bilingual, and/or having a professional working knowledge of the language. Non-proficiency is defined as no knowledge of the French language, elementary or limited working knowledge.

# Pathways to Stay in Quebec

## Post-Graduation

DEMOGRAPHICS		$\beta$ (STAY)	$\beta$ (SIFL)
CONTROLS	Female	+0.050	+0.015
	Visible Minority	-.068	+0.066
	Age (in years)	+0.077	+0.053
	From Quebec	+0.170**	-.001

FRENCH PROFICIENCY		$\beta$ (STAY)	$\beta$ (SIFL)
INDEX	Speaking, Understanding, Reading and Writing	+0.094	+0.608***

LANGUAGE		$\beta$ (STAY)	$\beta$ (SIFL)
MOTHER TONGUE	English only	--	--
	French only	-.019	+0.101*
	French and English	-.031	+0.075
	Non-official language	+0.136*	+0.016
	Multiple languages	+0.133*	+0.056

$R^2$  (STAY) = .167  
 $R^2$  (SIFL) = .466

Statistical Significance:  
\* $p < .05$ , \*\* $p < .01$ ,  
\*\*\* $p < .001$

SOCIAL INTERACTIONS IN FRENCH	
INDEX	Friends and Family
	Fellow Students
	University Groups
	Non-University Groups
	Community Services

### FRENCH PROFICIENCY

Direct = .239\*\*\* (zero order)  
Direct = .094<sup>NS</sup> (w/ correlates)  
Indirect = .608 x .163 = .099  
Total = .094 + .099 = .193<sup>p=.023</sup>



STAY in Quebec

INTEGRATION MEASURES		$\beta$ (STAY)	$\beta$ (SIFL)
LIVE	University Residence	+0.138*	+0.088*
	Other living situation	--	--
STUDY	Full-time	--	--
	Part-time	+0.070	+0.019
	Studies on hold	+0.069	-.031
WORK	Full-time	+0.018	+0.015
	Part-time	-.045	+0.074
	Self-employed	+0.043	+0.100*
	Unemployed	--	--

### INTEGRATION MEASURES

University Residence  
Direct = .090+ (zero order)  
Direct = .138\* (w/ correlates)  
Indirect = .088 x .163 = .014  
Total = .138 + .014 = .152<sup>p=.057</sup>

\*Note: P-value calculator for mediation analysis was used to determine statistical significance of indirect effects (Falk 2017).



# Summary of Key Findings

- **Student's proficiency in French** is not a strong determinant of their likelihood of staying in Quebec post-graduation.
- French proficiency does however improve student retention indirectly through social interactions (in French).
- Students belonging to **non-official language groups or multiple languages** (mother tongue) have significantly higher retention rates than English speakers, controlling for demographics, social interactions in French, and measures of integration (live, study, work).
  - While **French speakers** (mother tongue) are more likely than **English speakers** to engage in social interactions (using French), they are not more likely to stay in Quebec after graduation.
  - **University Residence** is a significant predictor of both student retention (direct) and social interactions using the French language (indirect).