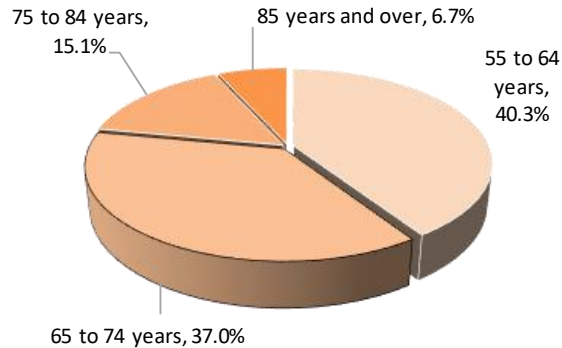


RTS du Saguenay – Lac-Saint-Jean - Population Aged 55 Years And Over, 2021

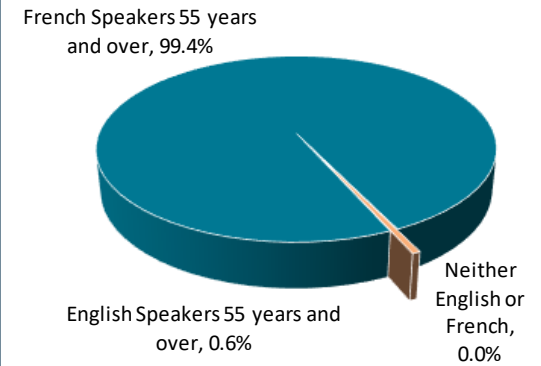
English-speaking Population 55+ by Age



RTS du Saguenay – Lac-Saint-Jean - Population Aged 55 years and over

Characteristics	English Speakers		French Speakers	
	Total	%	Total	%
Total Population	2,150	0.8%	270,600	99.2%
Aged 55 years and over	595	27.7%	112,420	41.5%
In Private Households	605	26.7%	108,660	40.8%
Lone Parent Family	25	4.1%	3,360	3.1%
Living Alone	110	18.2%	28,245	26.0%
Recent inter-prov.	15	2.5%	225	0.2%
Recent immigrants	10	-	55	0.1%
Below LICO	25	4.2%	6,855	6.3%
Low Education	230	38.3%	51,500	47.4%
High Education	160	26.7%	11,865	10.9%
In Labour Force	255	42.5%	34,345	31.6%
Unemployed	25	9.8%	3,735	10.9%
Out of Labour Force	350	58.3%	74,315	68.4%
Income under \$20k	110	18.3%	23,535	21.7%
Income over \$50k	235	39.2%	31,820	29.3%

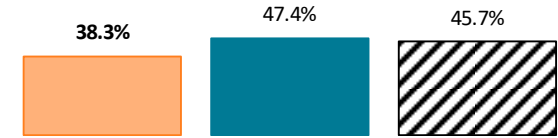
Proportion of English Speakers



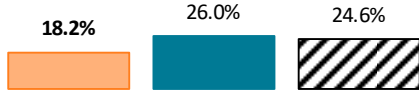
Lone Parent Family (55 years and over)



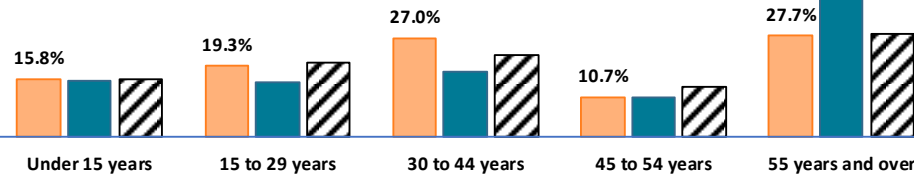
Low Education (55 years and over)



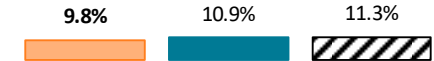
Living Alone (55 years and over)



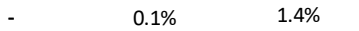
Age Structure



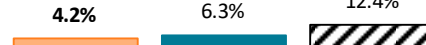
Unemployment (55 years and over)



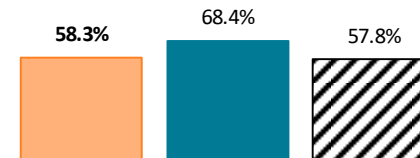
Recent Immigrants (55 years and over)



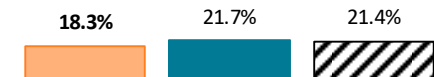
Below LICO (55 years and over)



Out of the Labour Force (55 years and over)



Low Income (55 years and over)



Legend
■ Local English speakers ■ Local French speakers ■ Quebec's English speakers

