



# **Webinar launch of report: A Snapshot of Poverty among Québec's English-speaking Communities**

August 30th, 2023



# Land Acknowledgement



# Our mission



# Provincial Employment Roundtable

The Provincial Employment Roundtable (PERT) is a non-profit multi-stakeholder initiative whose main goal is to aid in addressing issues of employment and employability facing the English-speaking community in Québec. PERT accomplishes this through researching the major challenges facing the community, supporting partners in developing and implementing employment responses, and engaging with government stakeholders to increase awareness of issues.





# PERT's two main pillars





# **A Snapshot of Poverty among Québec's English-speaking Communities**



# Research Objective

## Project objective:

- Demonstrate the linguistic dimension of poverty in Québec to inform the province's policy responses to poverty and support the goal of a poverty-free Québec

A light gray silhouette map of the United Kingdom, including Great Britain and Northern Ireland, is positioned on the left side of the slide.

# Methodology





# Data Sources

- **Census of Canada**
  - Unemployment rate data
  - Income data
  - Low-income cut-off data
  - Poverty rate data
- **Limitations on poverty rate data**
  - Not equipped to capture homelessness
  - Not applied on reserves

A light gray silhouette of the United Kingdom, including Great Britain and Northern Ireland, is positioned on the left side of the slide.

# Findings

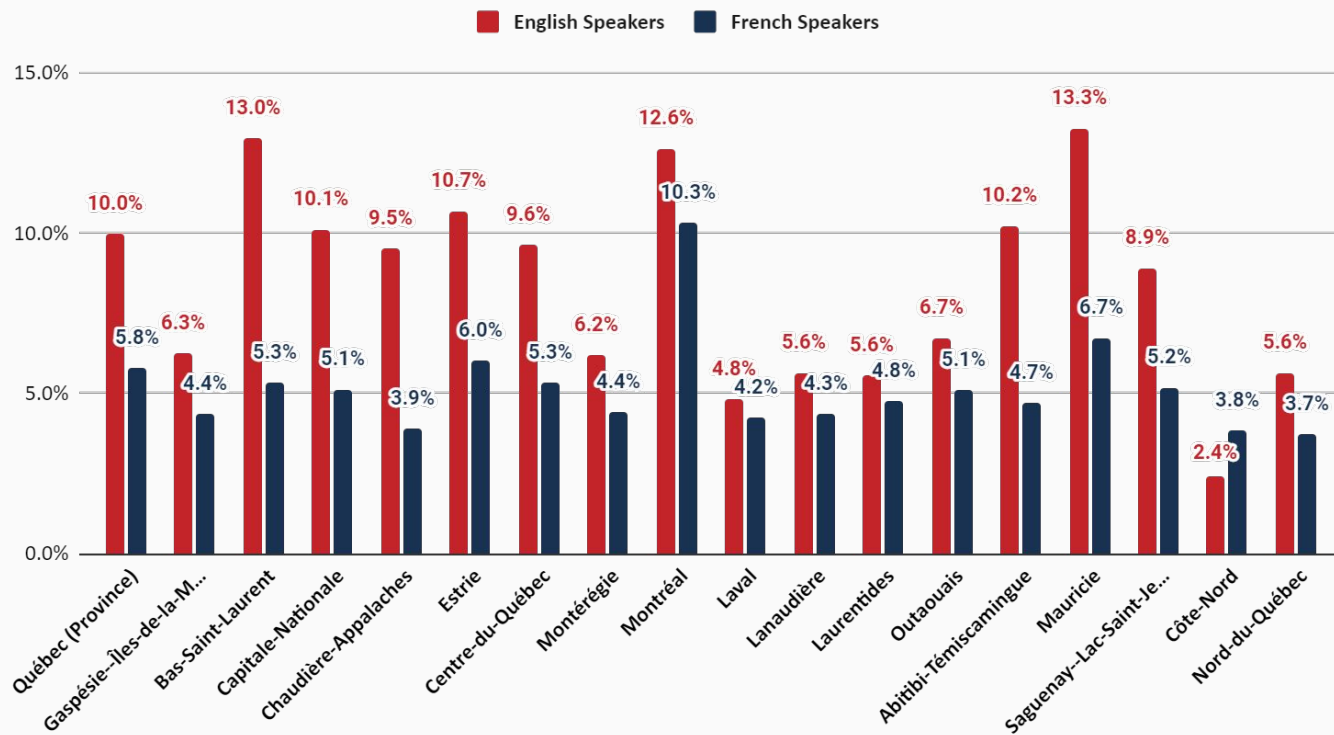


# Findings

- English speakers experience a **poverty rate almost twice as high** as French speakers (10.0% versus 5.8%)
- English speakers represent 14.9% of the population in Québec but **23.0% of all Quebecers living in poverty**
- English-speaking **youth and seniors** experience disproportionately higher rates of poverty
- 54.0% of English speakers living in poverty are **visible minorities**

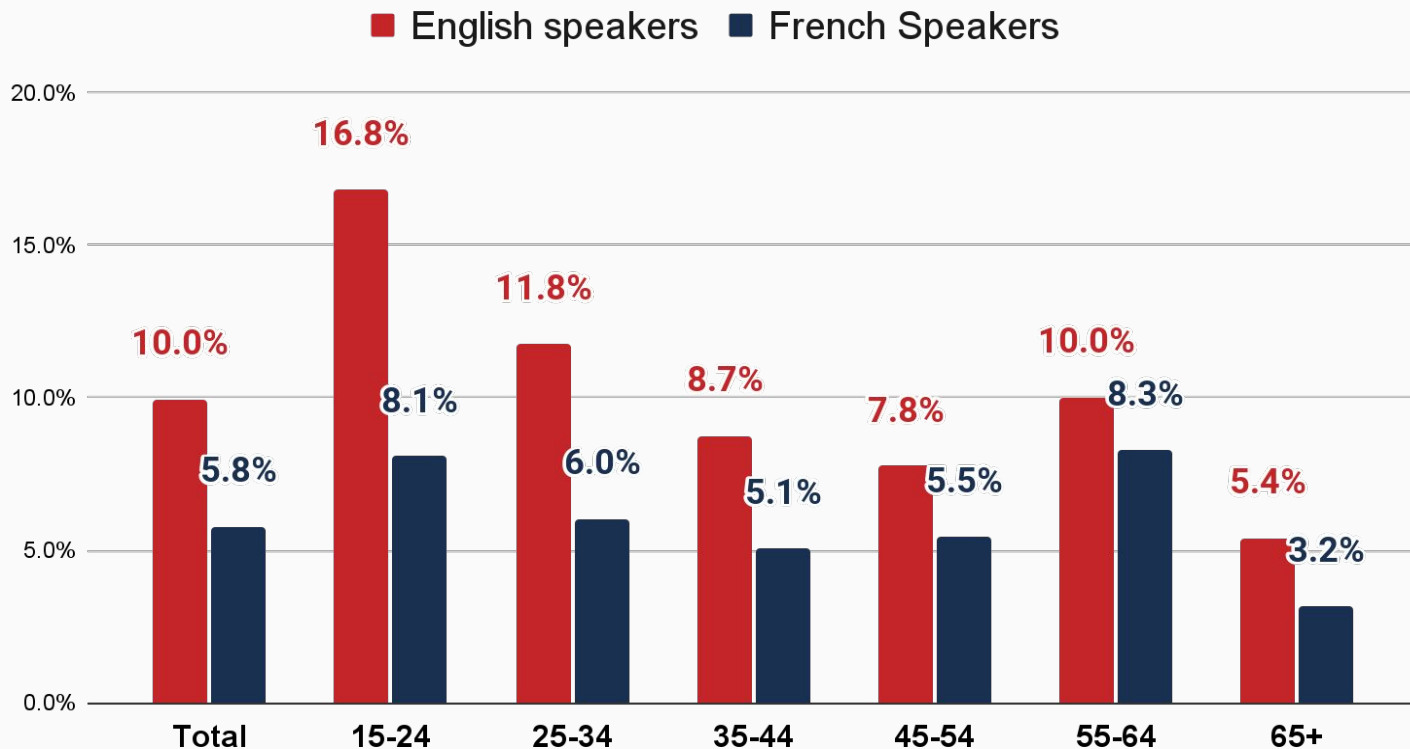


## Poverty Rate (%) in Québec by Region (2021)



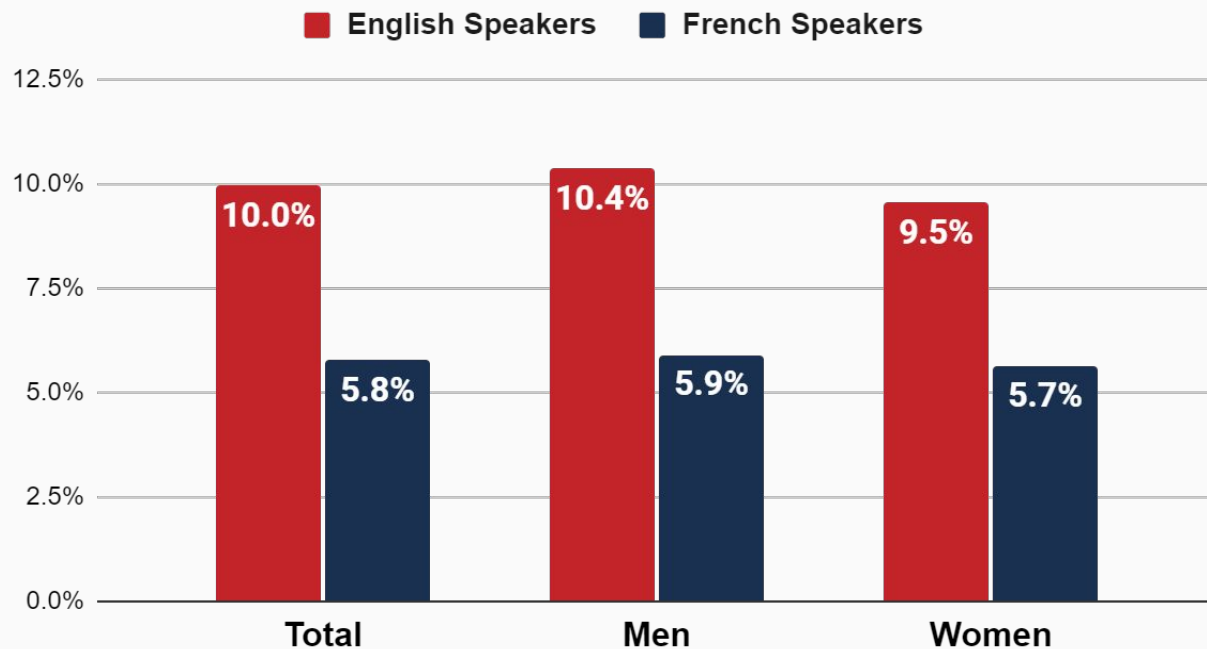


## Poverty rate in Québec by age group (2021)





## Poverty rate in Quebec by gender (2021)



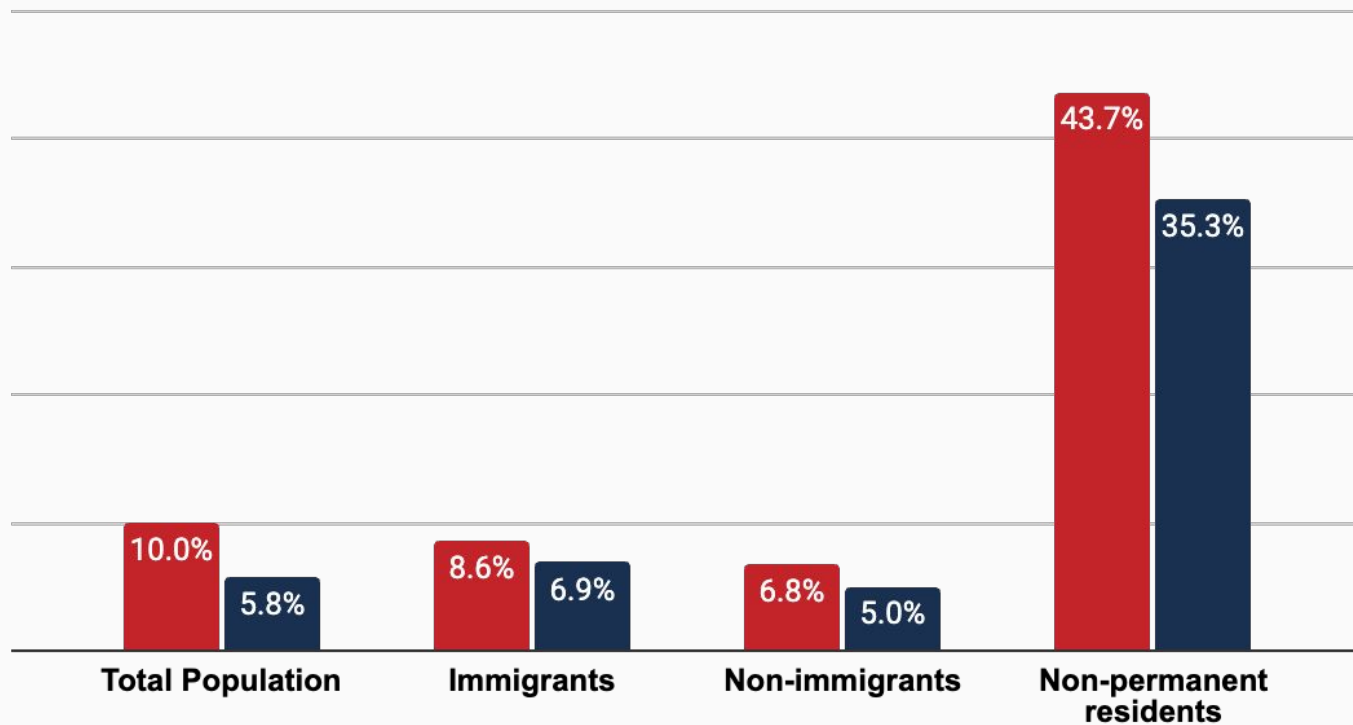


Poverty Rate in Québec by Visible Minority Identity (2021)		
	English Speakers	French Speakers
Total Population	10.0%	5.8%
Total visible minority population	15.1%	9.9%
South Asian	19.1%	7.7%
Chinese	19.0%	11.0%
Black	12.0%	9.8%
Filipino	6.0%	4.7%
Arab	16.6%	11.3%
Latin American	13.0%	9.5%
Southeast Asian	11.3%	6.1%
West Asian	16.8%	9.2%
Korean	24.2%	13.5%
Japanese	14.0%	9.0%
Visible minority, n.i.e.	11.4%	11.1%
Multiple visible minorities	10.4%	8.8%
Not a visible minority	7.1%	5.3%



## Poverty Rate in Québec by Immigration Status (2021)

■ English Speakers ■ French Speakers







# Issues



# Language-based Disparities

- **Disparities between English and French speakers:** English speakers experience higher unemployment and poverty rates, and earn lower incomes. A higher proportion of English speakers also live below the LICO
- **Language barriers experienced by English speakers** include lack of French-language proficiency and lack of French-language learning programming
- **Need to adopt a linguistic lens** when reviewing poverty data and understanding factors that contribute to poverty



# Access to Wrap-around Supports

- **There is a need for wrap-around supports** including food security programs, transportation, housing, childcare, and mental health care. Essential services must be available in English
- This programming cannot only **provide English speakers with foundation to pursue employment programming**, but also help to **lift them out of poverty directly**



# Access to English-language Services

- There is a **need for English-language services** both in regard to employment and other sectors such as healthcare and social assistance
- There is also a **need for resources such as accompaniment and translated documents** to help English speakers access current French-language offerings



# Regional Disparities

- **English speakers in the often regions experience higher unemployment rates and earn lower incomes** than French speakers in the same regions, as well as English speakers in other regions
- **More qualitative data is needed** to examine experiences of poverty in rural, remote, and Northern areas



# Vulnerable Groups

- **English-speaking visible minorities experience a higher rate of poverty** than French-speaking visible minorities, English-speaking non-visible minorities, and French-speaking non-visible minorities
- **English-speaking non-permanent residents and immigrants experience a higher rate of poverty** than French-speaking immigrants, English-speaking non-immigrants, and French-speaking non-immigrants
- Vulnerable groups benefit from employability programming that considers their specific circumstances and unique barriers they face

# Upcoming Webinars



HOSTED BY:  
**STA KUZVIWANZA**  
Director, Policy & Research

## Québec and the Rest: A Survey of National and International Approaches to Adult Language Training



SEPTEMBER 7TH  
12 PM - 1 PM

Scan to register!



HOSTED BY:  
**STA KUZVIWANZA**  
Director, Policy & Research

## Mapping Employment Supports for Québec's Immigrant and Racialized English-speaking Communities



SEPTEMBER 18TH  
12 PM - 1 PM

Scan to register!





# Merci! Thank you!

Connect with us / *Contactez-nous:*

**Sta Kuzviwanza**

[sta@pertquebec.ca](mailto:sta@pertquebec.ca)

Director, Policy and Research

*Directrice, Politiques et recherche*

**Morgan Gagnon**

[morgan@pertquebec.ca](mailto:morgan@pertquebec.ca)

Policy Research Lead

*Rechercheuse en politiques*

**Avec le soutien financier de:**

**Secrétariat aux relations  
avec les Québécois  
d'expression anglaise**

**Québec**

