

# ENGLISH-SPEAKING COMMUNITIES

*of the Gaspésie - Îles-de-la-Madeleine*




**A REGIONAL  
PROFILE**



NOVEMBER 2018

# ACKNOWLEDGEMENTS

This document was produced in collaboration with the Committee for Anglophone Social Action (CASA), the Council for Anglophone Magdalen Islanders (CAMI) and Vision Gaspé-Percé Now (Vision). It was made possible through financial contributions from Health Canada as part of the *Action Plan for Official Languages – 2018-2023: Investing in our future* and from the *Fonds d'appui au rayonnement des régions* of the ministère des Affaires municipales et de l'Habitation.



▶ Research support was provided by Mary Richardson, PhD and Joanne Pocock, PhD.

Data is drawn from the 2016 Census of Canada.

The views expressed herein do not necessarily represent the views of Health Canada.

---

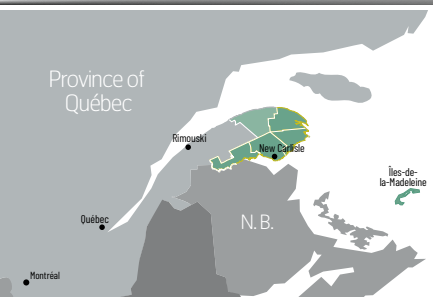
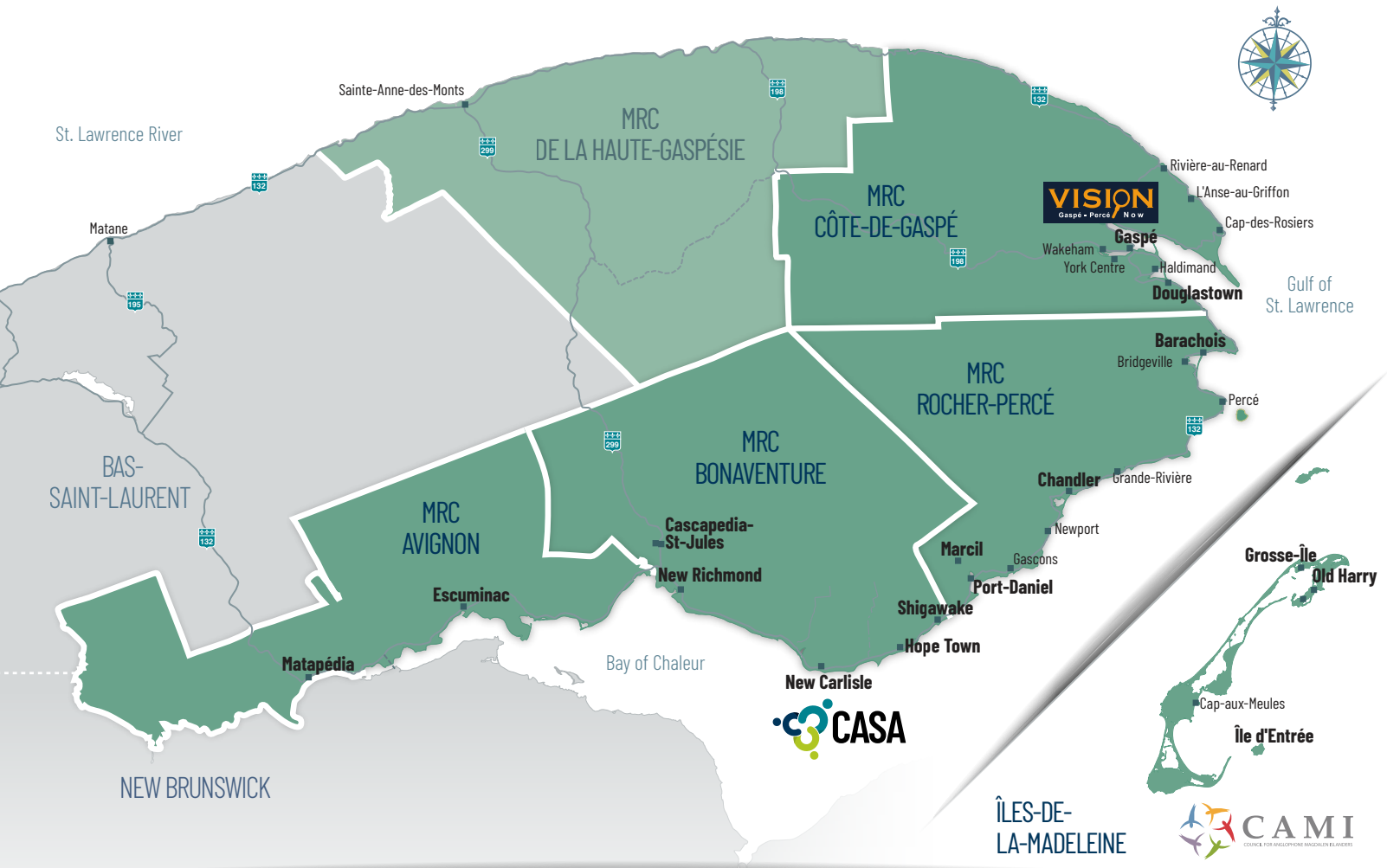
This document is available in the document centre at [www.chssn.org](http://www.chssn.org)

# TABLE OF CONTENTS

5	English speakers in Quebec	12	Unemployment
6	English-speaking population in GIM	13	Age groups
7	Our collective approach	18	Our response
8	Target populations	19	Summary key points
10	Educational attainment	20	Communicating our values
11	Income	21	Regional community mobilization model



# THE GASPÉ COAST



	Total population	English population		Distance
MRC d'Avignon	14 040	2 570	18,3%	New Carlisle to Gaspé 176 km
MRC de Bonaventure	17 195	2 510	14,6%	New Carlisle to Matapédia 151 km
MRC du Rocher-Percé	17 045	1 230	7,2%	New Carlisle to Rimouski 328 km
MRC de La Côte-de-Gaspé	16 700	1 735	10,4%	New Carlisle to Quebec 649 km
Les Îles-de-la-Madeleine	12 190	695	5,7%	New Carlisle to Montreal 871 km
				Gaspé to Matapédia 323 km



**Committee for Anglophone Social Action**  
 168 Gerard D. Levesque  
 New Carlisle, QC  
 GoC 1Z0

Tel: 418-752-5995 / 418-752-2127  
 Toll-free: 1-877-752-5995

[www.casa-gaspe.com](http://www.casa-gaspe.com)



**Council for Anglophone Magdalen Islanders**  
 787 chemin Principal  
 Grosse-Île, QC  
 G4T 6B5

Tel: 418-985-2116, extension # 1

[www.micami.ca](http://www.micami.ca)



**Vision Gaspé-Percé Now**  
 28 Rue St. Patrick  
 Douglastown  
 Gaspé, QC  
 G4X 1H0

Tel: 418-368-3212

[www.visiongaspeperce.ca](http://www.visiongaspeperce.ca)

# ENGLISH SPEAKERS *in Quebec*

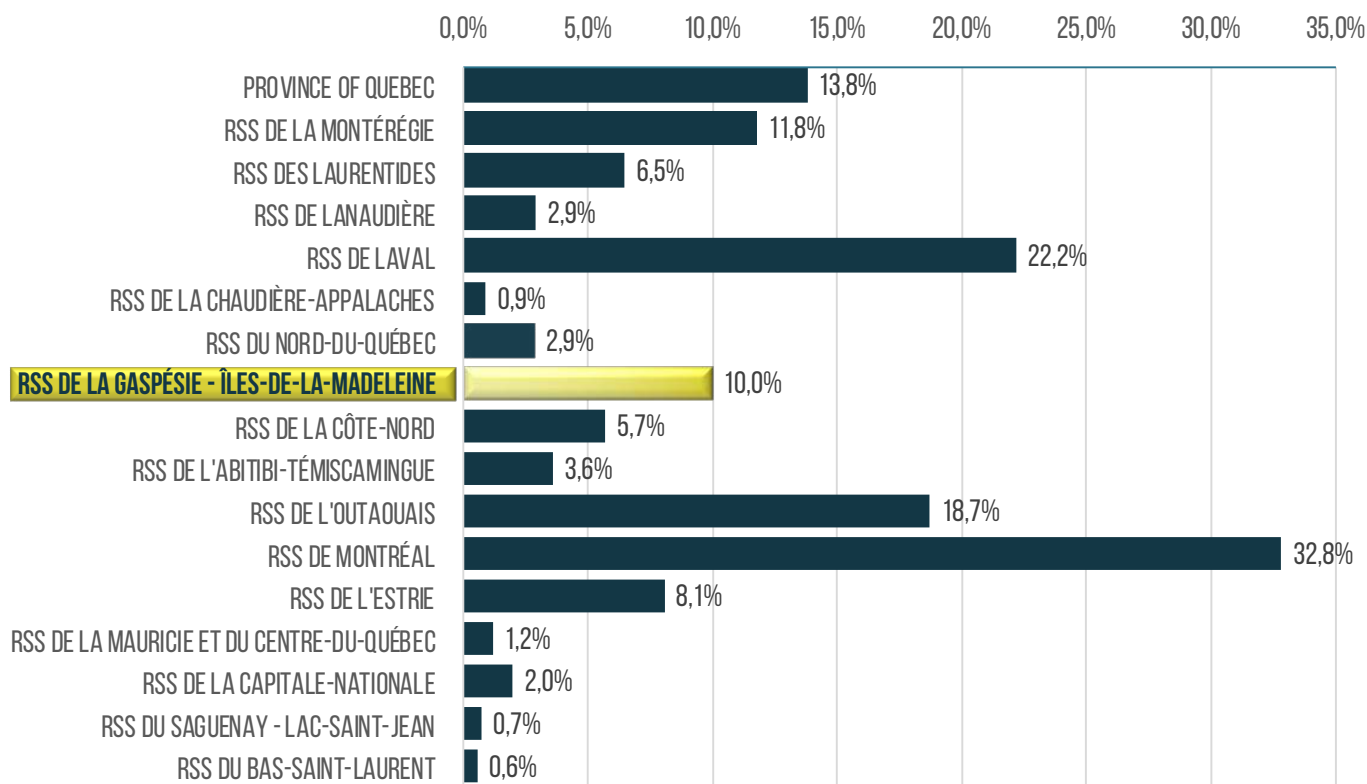
There are about one million (1,097,925) individuals living in Quebec whose first official language is English.

Quebec's English-speaking communities comprise 13.8% of the Quebec population.

Regional populations vary greatly, as does the proportion of the population made up of English speakers, from 32.8% in Montreal to 0.6% in the Lower Saint-Lawrence.

IN THE GASPÉSIE - ÎLES-DE-LA-MADELEINE REGION, THE ENGLISH-SPEAKING COMMUNITY IS COMPRISED OF **8,790** INDIVIDUALS AND MAKES UP **10%** OF THE REGIONAL POPULATION.

## PROPORTION OF THE ENGLISH-SPEAKING POPULATIONS OF QUEBEC, BY HEALTH REGION, 2016

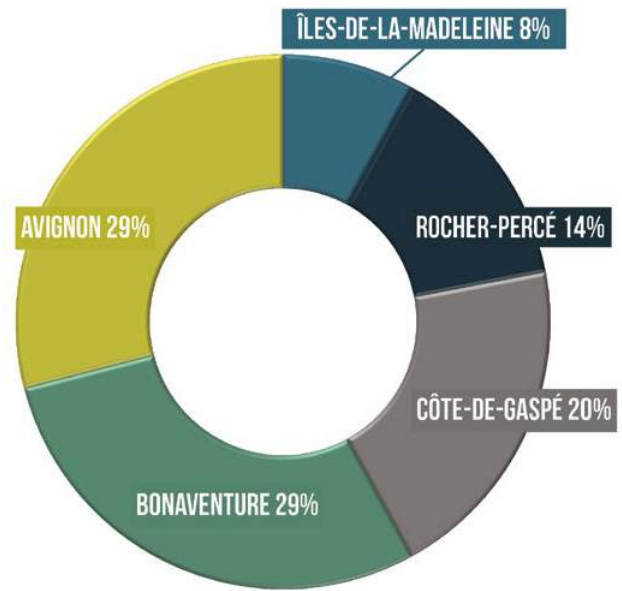




# English-speaking POPULATION IN GIM

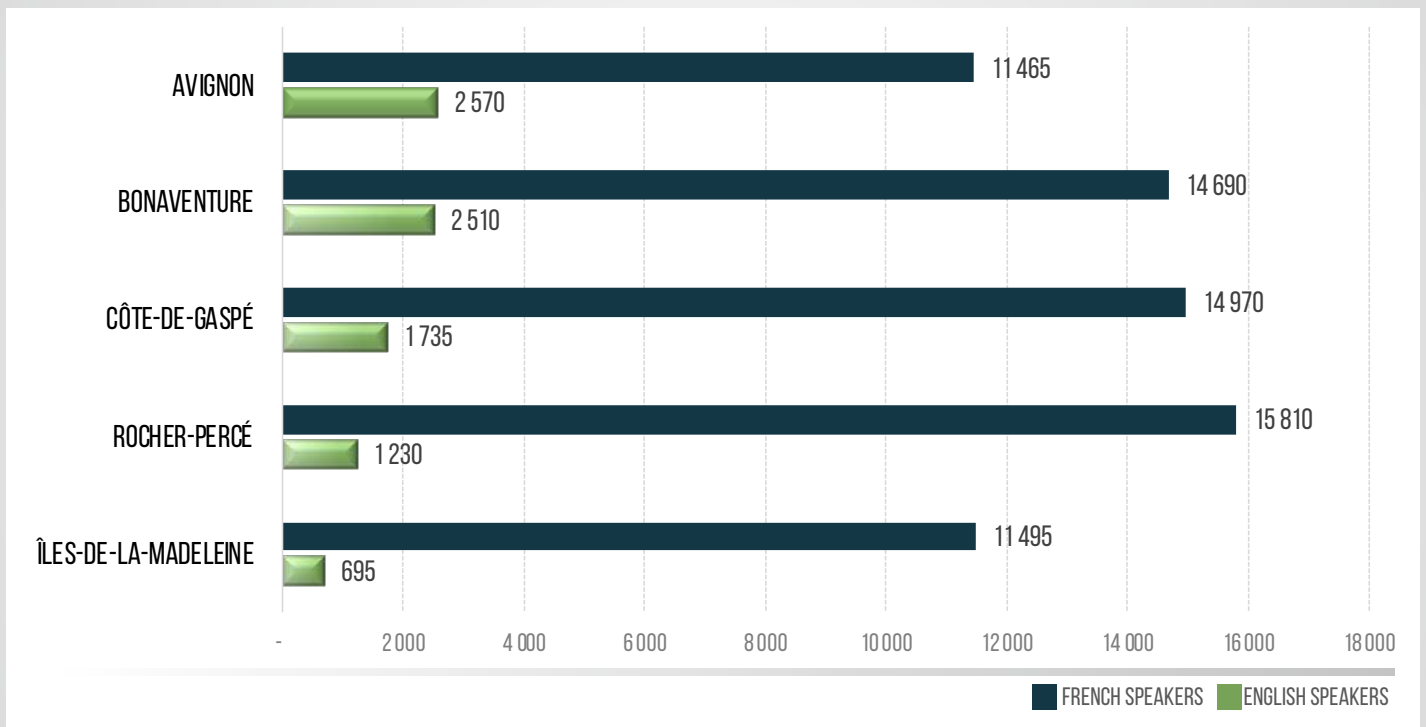
The smallest English-speaking population is the Magdalen Islands, while the largest is in Avignon.

In terms of the proportion of the overall population, the Magdalen Islands has the lowest proportion of the population that is English-speaking, while Bonaventure and Avignon have the highest.



## ENGLISH SPEAKERS

### ENGLISH-AND FRENCH-SPEAKING POPULATIONS BY CENSUS DIVISION



# OUR COLLECTIVE *approach*



## *Access to services and information*

We aim to increase access to services and information for our English-speaking community members.



## *Collaboration and partnership*

We support shared planning and action with relevant stakeholders.



## *Volunteerism and leadership development*

We aim to involve community members and develop their community leadership interests and capacity.



## *Knowledge development and evaluation*

We aim to develop and share knowledge on regional realities to support evidence-based action.

Three community-based organizations in the Gaspésie—Îles-de-la-Madeleine region are pooling their efforts to meet a shared goal:



**BUILD AND STRENGTHEN THE  
VITALITY OF THE ENGLISH-SPEAKING  
COMMUNITY OF THE GASPÉSIE—  
ÎLES-DE-LA-MADELEINE**

# TARGET POPULATIONS *and our shared goals*



## PRE-SCHOOLERS 0-5

Promote early childhood development such as attachment, early literacy, school readiness and parenting support.




## CHILDREN 6-14

Support children in adopting healthy lifestyle behaviours, developing resiliency and school attachment, and discovering their cultural and linguistic identities.



## YOUTH 15-29

Motivate youth to become bilingual, increase their sense of belonging, foster social and linguistic integration and promote education and employment.







## ADULTS 30-54

Mobilize adults to volunteer and be engaged in community development efforts, including employment and education opportunities and caregiver support.



## SENIORS 55 AND OVER

Provide opportunities for seniors and caregivers to reduce isolation, engage in physical, social and cognitive activities, maintain health and autonomy, and access services.



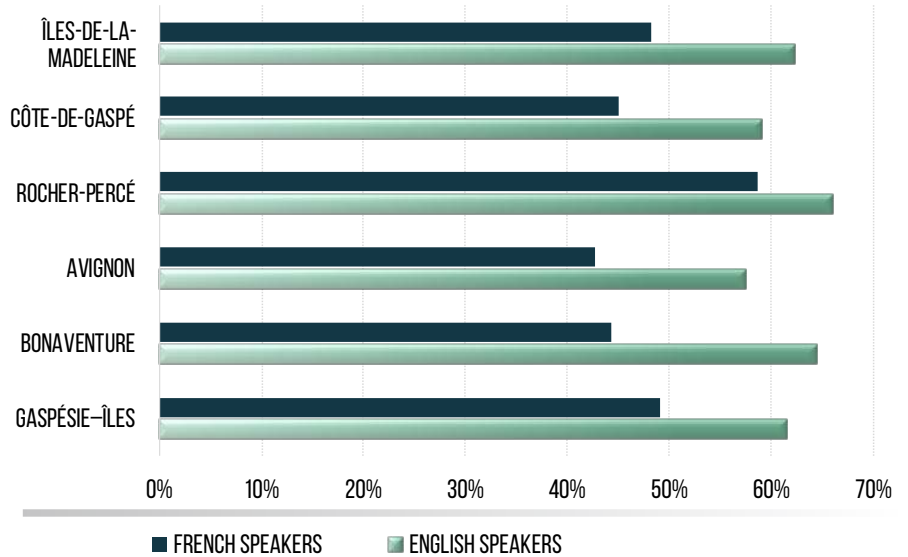
# EDUCATIONAL ATTAINMENT

## POPULATION WITH HIGH SCHOOL DIPLOMA OR LESS

At the provincial level, the proportion of English speakers with a high school diploma or less is similar to the level found in the French-speaking majority population.

In GIM, English speakers are more likely to have low levels of educational attainment. This is true for all territories.

## LOW EDUCATIONAL ATTAINMENT (% OF POPULATION AGE 15 AND OVER)



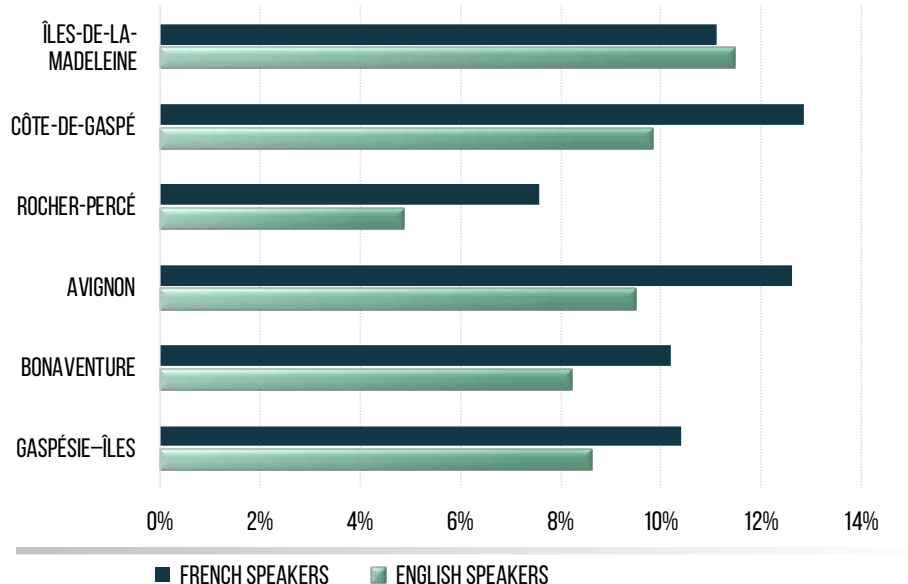
## POPULATION WITH UNIVERSITY B.A. OR HIGHER

Provincially, English speakers are more likely than French speakers to have high educational attainment.

In GIM, however, English speakers are much less likely to attain higher levels of education.

This is true for all territories with the exception of the Magadalen Islands.

## HIGH EDUCATIONAL ATTAINMENT (% OF POPULATION AGE 15 AND OVER)



# INCOME



## POPULATION WITH LOW INCOME

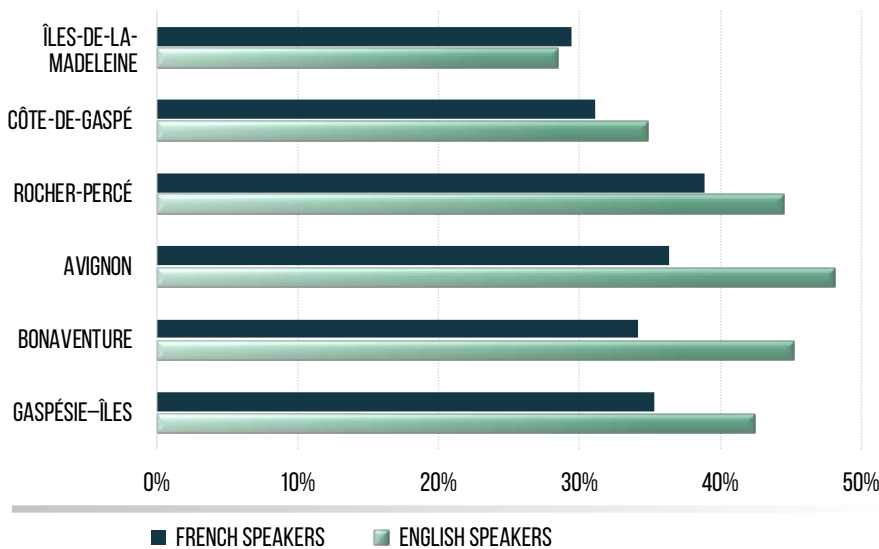
Provincially, English speakers have a greater tendency than French speakers to have low income.

In GIM, the tendency is much higher among English speakers.

This is true for all territories with the exception of the Magadalen Islands.

## POPULATION WITH LOW INCOME\*

(% WITH LESS THAN \$20,000)



## POPULATION WITH HIGH INCOME

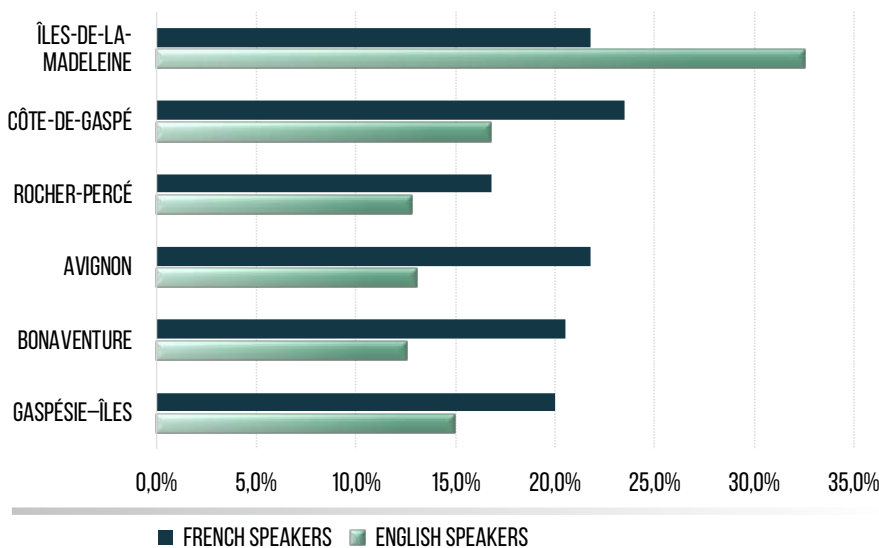
In the province of Quebec, the tendency to have high income is similar among English speakers and French speakers.

In GIM, English speakers are much less likely than French speakers to be living with a high income.

This is true for all territories with the exception of the Magadalen Islands.

## POPULATION WITH HIGH INCOME\*

(% WITH \$55,000 AND OVER)



\* Caution should be used when assessing the situation of Îles-de-la-Madeleine given the census is conducted during 12-14 weeks of the year that this small English-speaking population is most likely to be actively employed. A survey limited to the active period of their seasonal work rather than off-season may not accurately reflect their overall socio-economic status.

# UNEMPLOYMENT



## POPULATION UNEMPLOYED BY LANGUAGE GROUP

In the province of Quebec, the tendency to be unemployed is much higher among English speakers compared to French speakers.

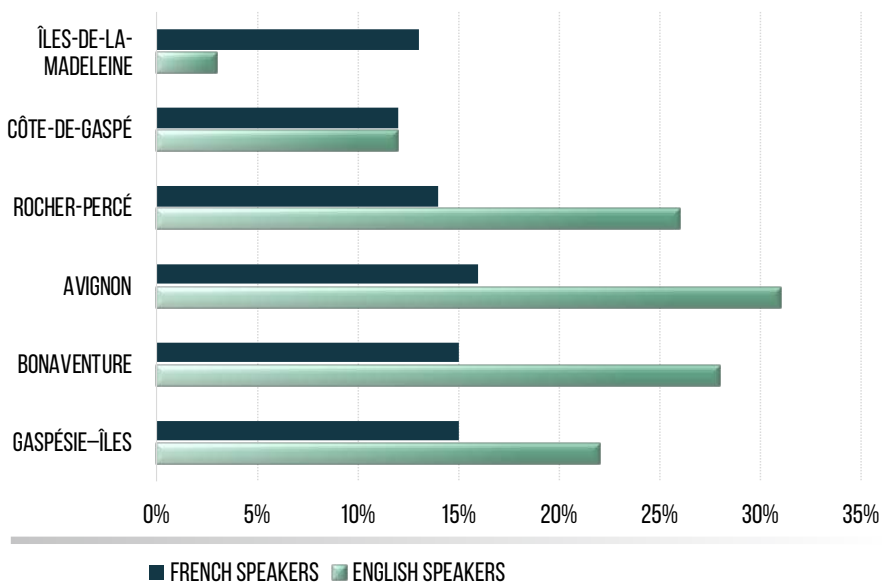
In GIM, the levels of unemployment are also much higher among English speakers than French speakers.

This is true for all territories with the exception of the Magadalen Islands. The gap between unemployment levels for French and English-speakers in Côte-de-Gaspé is small.



### UNEMPLOYMENT \*

(% OF THE POPULATION AGE 15 AND OVER)



\* Caution should be used when assessing the situation of Îles-de-la-Madeleine given the census is conducted during 12-14 weeks of the year that this small English-speaking population is most likely to be actively employed. A survey limited to the active period of their seasonal work rather than off-season may not accurately reflect their overall socio-economic status.

# AGE GROUPS

## 0-5 PRE-SCHOOLERS

In the province of Quebec, children ages 0-5 make up a smaller percentage of the English-speaking population than among French speakers.

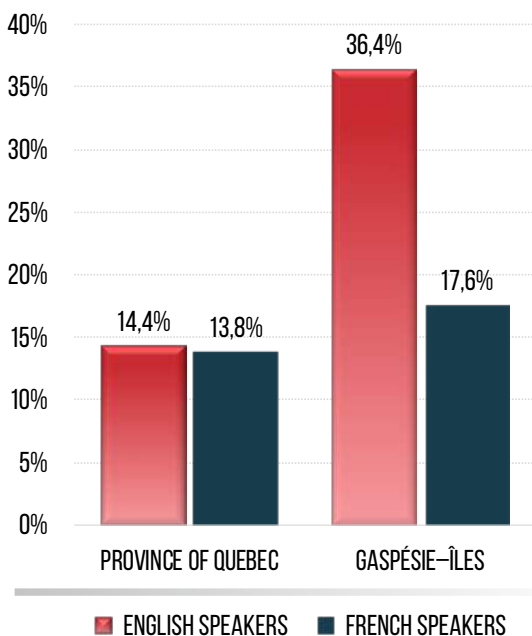
▶ **In GIM, the situation is reversed: children ages 0-5 make up a larger portion of the English-speaking population.**

Provincially, children ages 0-5 live in lone-parent families in similar proportions.

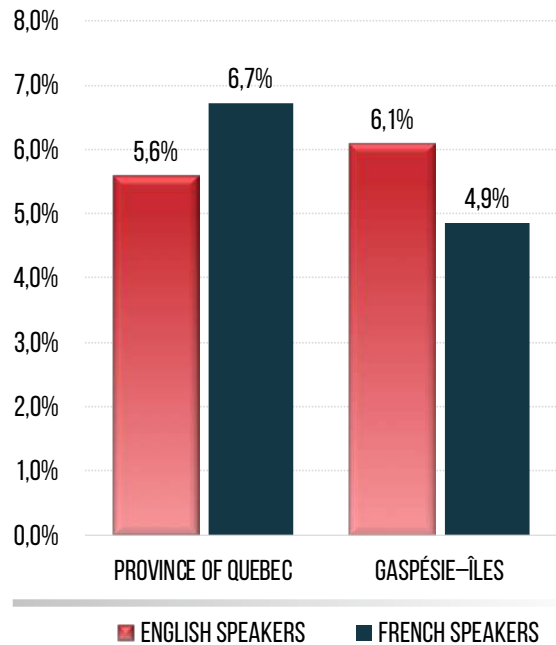
▶ **In GIM, however, a much larger proportion of English-speaking pre-schoolers live in lone-parent families.**



### PROPORTION OF CHILDREN 0-5 LIVING IN LONE-PARENT FAMILY



### PROPORTION OF CHILDREN 0-5 IN THE ENGLISH- AND FRENCH-SPEAKING POPULATION





# AGE GROUPS

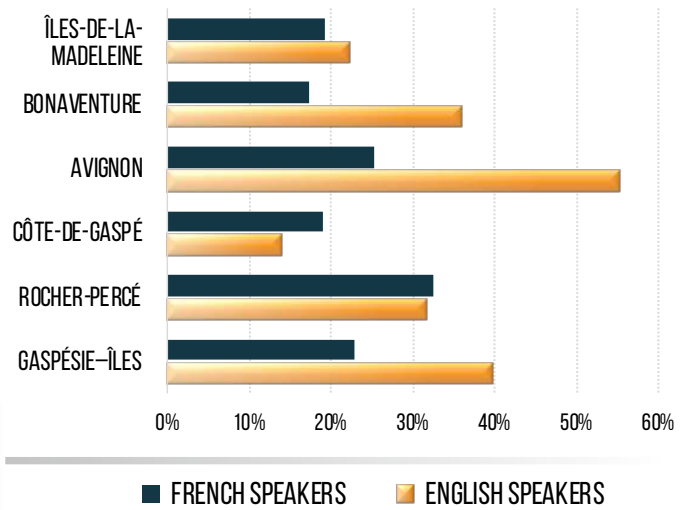
## 0-14 CHILDREN

The proportion of children between 0-14 years of age is much higher among English speakers than among Francophones in Avignon.

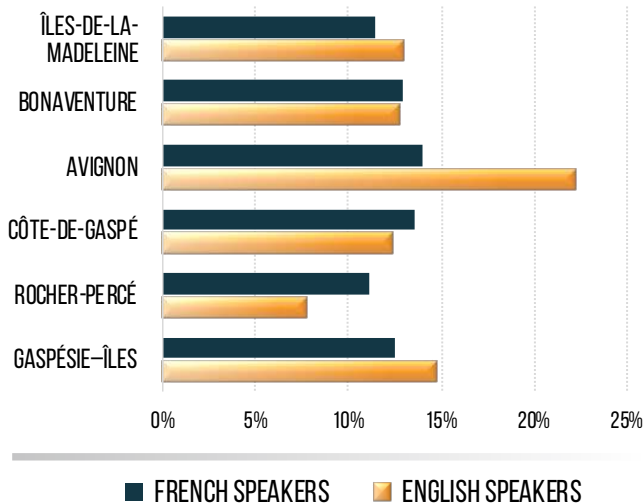
A high proportion of children live in lone-parent families (40% overall in GIM compared to 23% among Francophones). This may help explain why a high percentage of English-speaking children are living below the low-income cut-off.



### PROPORTION OF CHILDREN 0-14 LIVING IN LONE-PARENT FAMILIES



### PROPORTION OF CHILDREN 0-14 IN THE ENGLISH- AND FRENCH-SPEAKING POPULATION



# AGE GROUPS

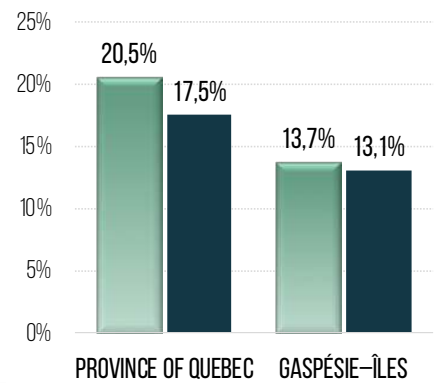
## 15-29 YOUTH



Compared to their French-speaking neighbours, English-speaking youth aged 15-29 in GIM are more likely to:

- have a high school diploma or less (and less likely to have a university degree)
- be unemployed (29.6% vs 15.1%)
- be living on less than \$20,000 a year
- be living below the low-income cut-off

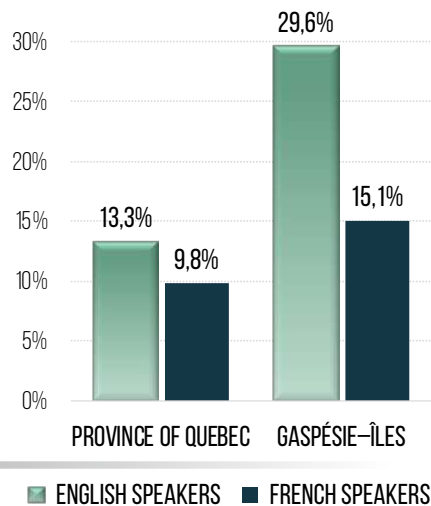
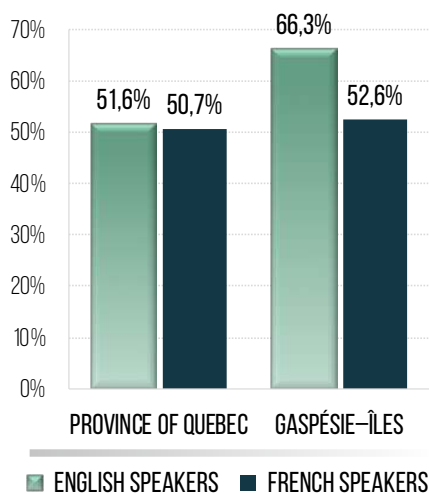
### PROPORTION OF YOUTH 15-29 IN THE ENGLISH- AND FRENCH-SPEAKING POPULATION



### AMONG ENGLISH- AND FRENCH-SPEAKING YOUTH AGED 15-29

#### LOW EDUCATIONAL ATTAINMENT

#### UNEMPLOYMENT RATE



# AGE GROUPS

## 30-54 ADULTS



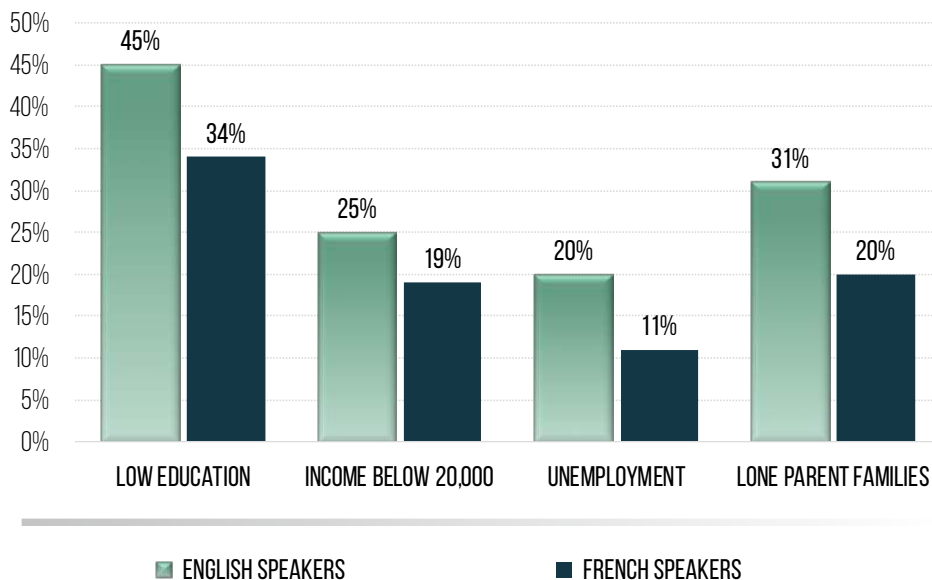
Adults between 30-54 years of age are often parents of young children and sometimes caregivers to older relatives, so their living conditions and quality of life may have a direct effect on those close to them.

Data for the 30-54 age group is not available. However, as we have seen for the population age 15 and over as a whole, compared to French speakers, English speakers in the Gaspésie—Îles-de-la-Madeleine region are more likely to:

- have low levels of education
- have low incomes
- be unemployed
- be living in lone-parent families

This suggests that their work prospects, resources and support with child-rearing may be limited.

PROPORTION (%) OF ADULTS, AGE 30-54



# AGE GROUPS

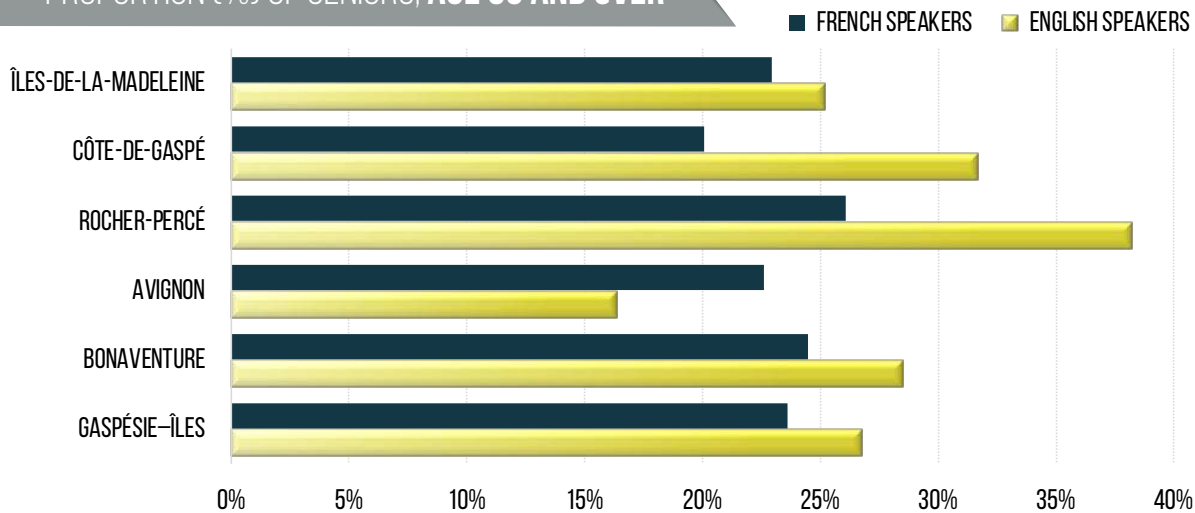
## 55 AND OVER SENIORS

The proportion of seniors in the population is higher among English speakers than among Francophones in all territories with the exception of Avignon.

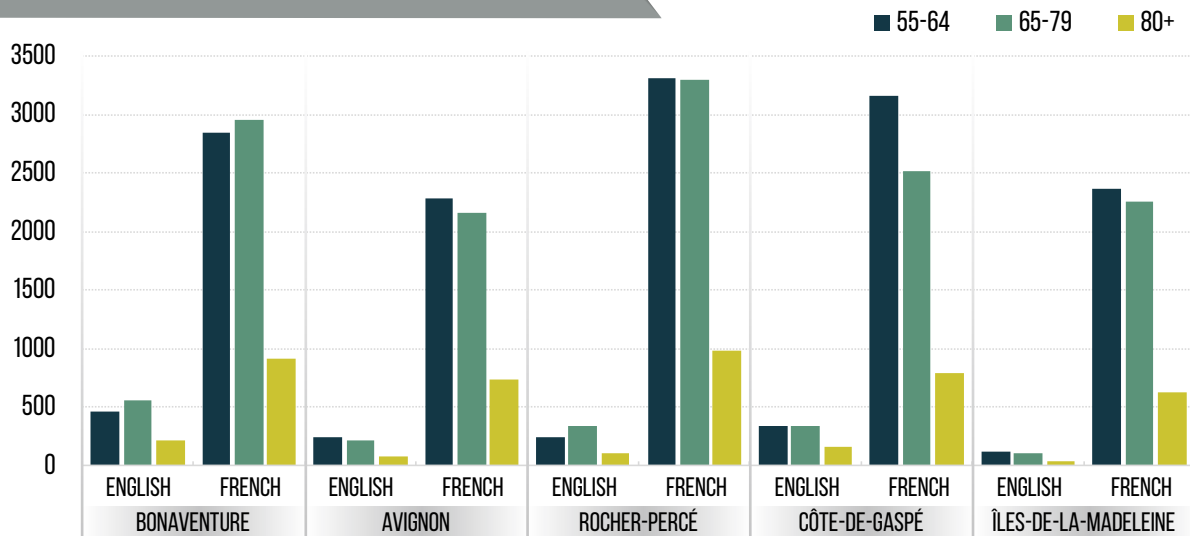
We can also break seniors down into different age categories: age 55-64, 65-79 and 80 years old and over.



### PROPORTION (%) OF SENIORS, AGE 65 AND OVER



### SENIORS, POPULATION BY MOTHER TONGUE



# OUR RESPONSE

WORKING WITH LOCAL, REGIONAL AND PROVINCIAL PARTNERS, CASA, CAMI AND VISION COLLABORATE TO OFFER THE FOLLOWING PROGRAMS AND SERVICES:

## BRIGHT BEGINNINGS

This program supports English-speaking children and their families by adapting existing programs and services and creating new services where none exist.

## MENTAL HEALTH AND WELLNESS

The Mental Health Task Force works to increase access to mental health and addiction services for English-speakers and to provide community-based wellness activities.

## SENIORS WELLNESS

Cooperation with partners in adapting and implementing services provides seniors with the opportunities to reduce isolation and maintain health and autonomy.

## *The role of community organizations*

In English-speaking communities in Quebec, local community organizations play an important role in providing information and services. According to the **CHSSN/CROP Survey on Community Vitality (2015-2016)**, only 24.7% of English-speaking respondents had received information about public health promotion or prevention programs in English from the public health system in the previous 2 years.

English-speaking communities in GIM show the highest tendency to receive information about health and social services in English from a community organization. They are also the most likely regional community to turn to a community resource as a source of support in the case of illness. This underlines the important role of community organizations in supporting community needs.

## HEALTH AND SOCIAL SERVICES NETWORKING AND PARTNERSHIP INITIATIVE

Collaboration and partnerships with the health and social services system ensure that the community has access to the programs, services and information it needs in English.



# SUMMARY

## *Key points*

### **SOCIAL AND ECONOMIC VULNERABILITY**

Statistics Canada's Census of Canada shows that the English-speaking population of the Gaspésie—Îles-de-la-Madeleine is the most vulnerable socio-economic group among all official language minority communities in Canada.

As shown above, English speakers in GIM are more likely than their French-speaking neighbours to have low levels of education, low incomes and high levels of unemployment. This is in a region that, as a whole, is more disadvantaged in social and economic terms than many other regions of the province.

In addition, the English-speaking population has a higher percentage of seniors (65+) and of children aged 0-5. English-speaking pre-schoolers are more likely than their French-speaking peers to live in lone-parent families; and youth 15-29 are more likely to have low educational attainment, to be unemployed, and to have low incomes.



### **OUR RESPONSE: BUILDING COMMUNITY VITALITY**

Three community-based associations (CASA, CAMI and Vision) serving English-speaking communities in the Gaspésie—Îles-de-la-Madeleine region are aligning their efforts to build community vitality. These efforts are grounded in the values of identity, inclusion and equity.

Together, they take an approach focused on raising awareness of the situation, developing knowledge, supporting volunteerism, and collaborating with relevant regional partners.

Actions are then developed to address specific issues for different age groups, focusing on improving access to services and supporting community and economic development.

Community engagement is central to all actions, as community members are encouraged to be involved in setting priorities, in taking action and in developing leadership skills.

# COMMUNICATING *our Values*

## *Identity*

Strengthening and promoting the English-speaking community's unique characteristics and assets is an important aspect to ensuring a strong and vibrant Gaspésie-Îles-de-la-Madeleine. Our English-speaking community is rich in culture, language and history, and contributes to the overall social, cultural and economic conditions within our region. Efforts to preserve our identity should be focused on valuing our members and mobilizing them to take leadership in improving the conditions for a healthier future for all Gaspésians.

## *Social Inclusion*

Social inclusion reflects an approach to social well-being that aims to close physical, social and economic distances separating people. This can be supported by French and English communities in the GIM all working together to recognize people's differences, nurturing their capacities, and engaging them in making a positive contribution to our communities. For example, a sense of belonging is fragile for many English-speakers, and efforts to strengthen their attachment to our region would be a significant step towards social inclusion.

## *Equity*

Equity is also an important value for our English-speaking community as we seek to gain a fair share of resources and opportunities. Our government, institution and community partners can play an important role in staying aware of our unique needs and developing policies and programs that specifically aim to address them. Our English-speaking community must also play a proactive role in representation, awareness and advocacy efforts as a way to support our partners in becoming more aware of our community's needs and offering solutions to address them.

# REGIONAL COMMUNITY MOBILIZATION MODEL

## GOAL

Build and strengthen the vitality of the English-speaking community of the Gaspésie-Îles-de-la-Madeleine

## KEY ACTION STRATEGIES

Access to services and information

Collaboration and partnership

Volunteerism and leadership development

Knowledge development and evaluation

## DESIGN AND ADAPT INNOVATIVE PROGRAMS AND SERVICES for all age groups in the population



### PRE-SCHOOLERS 0-5

early childhood development  
attachment to family  
literacy and school readiness  
parenting support



### CHILDREN 6-14

healthy lifestyles  
attachment to school  
resiliency  
discovering cultural and linguistic identities



### YOUTH 15-29

bilingualism  
employment and educational opportunities  
sense of belonging  
social and linguistic integration



### ADULTS 30-54

community development  
employment and education opportunities  
caregiver support



### SENIORS 55 AND OVER

social inclusion  
health and autonomy  
access to services  
physical, social and cognitive activities

## COMMUNITY ENGAGEMENT

## VALUES

identity

inclusion

equity

Supported by:



Financial contribution by:



Health Canada

Santé Canada



