

# CONSENSUS ON LANGUAGE ISSUES IN QUEBEC

---

*Quebec Community Groups Network and the  
Association for Canadian Studies  
November 28, 2022*

# Methodology

---

These findings arise from a survey conducted via web panel by Léger for the Quebec Community Groups Network and the Association for Canadian Studies between November 1 and November 4, 2022. The sample size was N=601 Quebecers aged 18 and over.

While no margin of error can be associated with a non-probability sample, for comparative purposes the sample would have a margin of error of  $\pm 3.9\%$ , 19 times out of 20. The research results presented here are in full compliance with the CRIC Public Opinion Research Standards and Disclosure Requirements.




Web survey using computer-assisted Web interviewing (CAWI) technology.



N= 601 Quebecers, including 355 French-speaking, 222 English-speaking, and 24 other), aged 18 and over, randomly recruited from Léger's LEO online panel.



Using data from the 2016 Census, results are weighted by gender, age, mother tongue, region, education level and presence of children in the household in order to ensure a representative sample of the population.



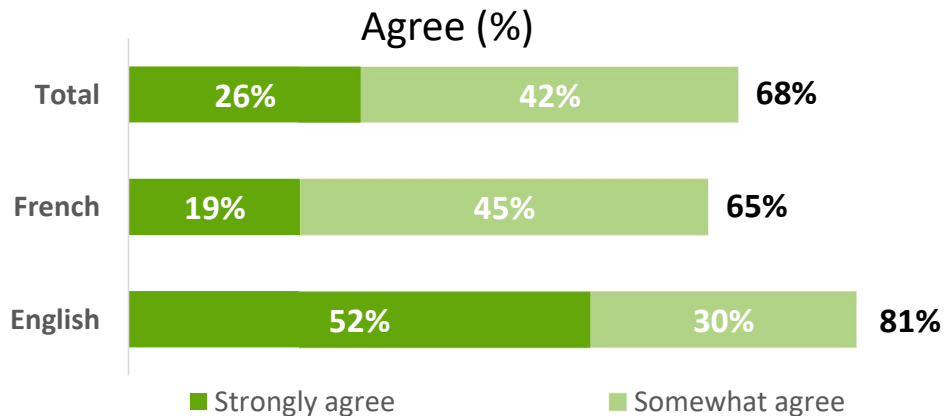
**When it comes to  
equal access to services  
for English speakers,  
there are important  
areas of convergence  
among Quebecers**

# Funding for Community Projects

Two thirds of French-speaking Quebecers and 80 per cent of English-speaking Quebecers agree that when government funding for community projects is available, it is only fair that the English-speaking community should receive funding that reflects its size within the population of Quebec.

To what extent do you agree or disagree:

When government funding for community projects is available, it is only fair that the English-speaking community should receive funding that reflects its size within the population of Quebec



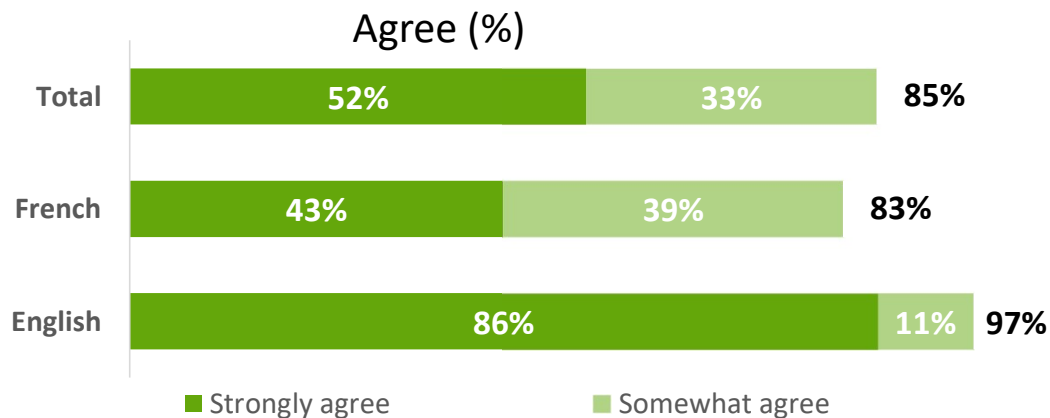
	Total	French	English
TOTAL AGREE	68%	65%	81%
Strongly agree	26%	19%	52%
Somewhat agree	42%	45%	30%
TOTAL DISAGREE	32%	35%	19%
Somewhat disagree	23%	26%	12%
Strongly disagree	9%	9%	7%

NB: A **green number** indicates the number is significantly higher than the number in the opposite column. A **red number** indicates the number is significantly lower than the number in the opposite column.

# Access to the Court System

Nearly all English-speaking Quebecers (97%) and eight in ten French-speaking Quebecers (83%) agree that both groups should be equally able to access the court system in their own language.

To what extent do you agree or disagree:  
French- and English-speaking Quebecers should be equally able to access the court system in their own language



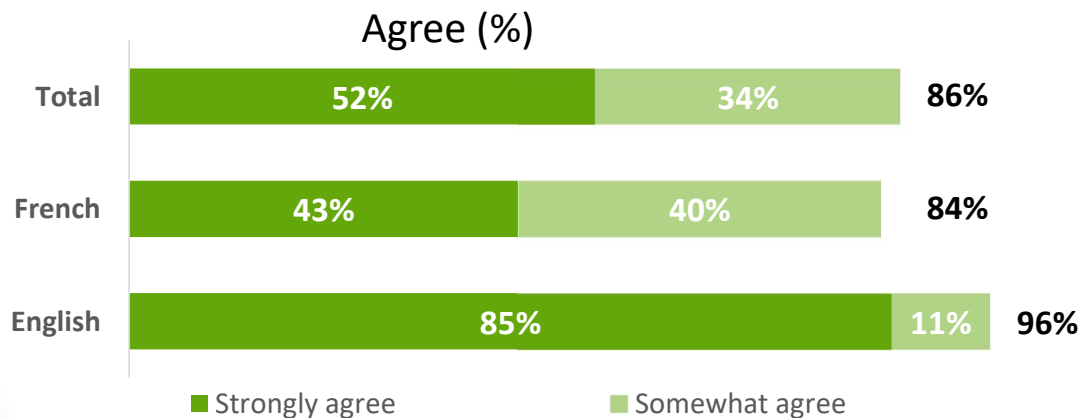
	Total	French	English
TOTAL AGREE	85%	83%	97%
Strongly agree	52%	43%	86%
Somewhat agree	33%	39%	11%
TOTAL DISAGREE	15%	17%	3%
Somewhat disagree	11%	14%	2%
Strongly disagree	3%	4%	1%

NB: A **green number** indicates the number is significantly higher than the number in the opposite column. A **red number** indicates the number is significantly lower than the number in the opposite column.

# Access to the Health Care System

The vast majority of French- and English-speaking Quebecers agree that French- and English-speaking Quebecers should be equally able to access the public health care system in their own language.

To what extent do you agree or disagree:  
French- and English-speaking Quebecers should be equally able to access the public health care system  
in their own language



	Total	French	English
TOTAL AGREE	86%	84%	96%
Strongly agree	52%	43%	85%
Somewhat agree	34%	40%	11%
TOTAL DISAGREE	14%	16%	4%
Somewhat disagree	10%	12%	2%
Strongly disagree	4%	4%	2%

NB: A **green number** indicates the number is significantly higher than the number in the opposite column. A **red number** indicates the number is significantly lower than the number in the opposite column.

# Contact

---

For more information, please contact:

---

438 270-0680  
[communications@qcgnc.ca](mailto:communications@qcgnc.ca)