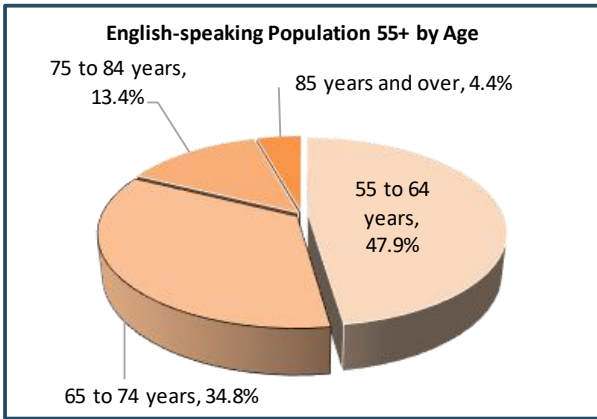
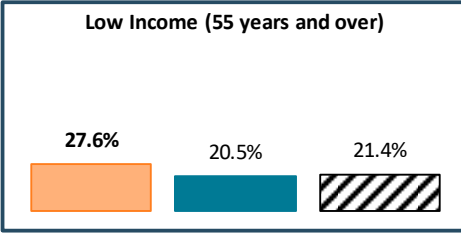
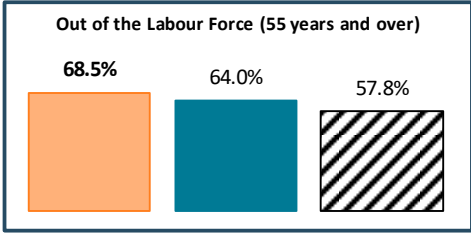
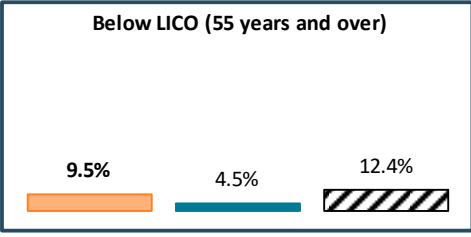

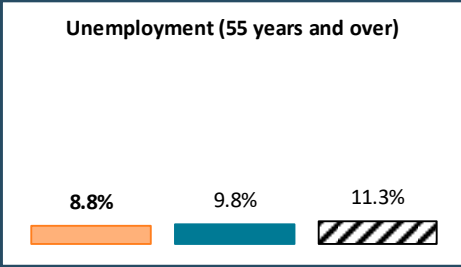
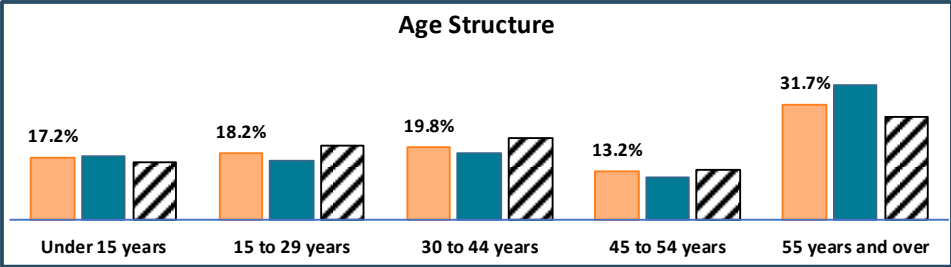
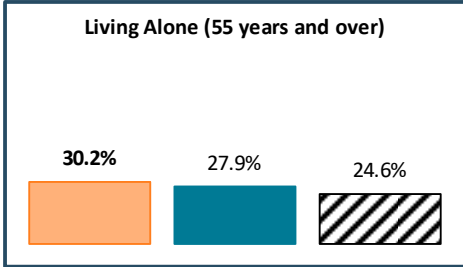
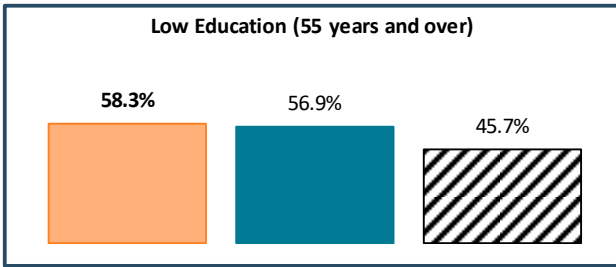
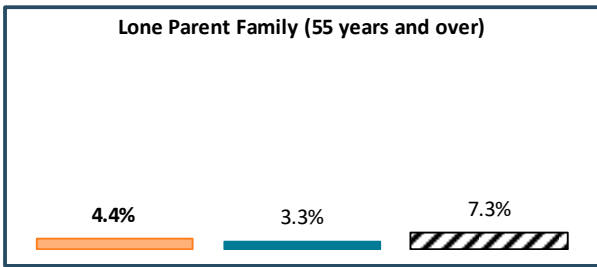



RTS de l'Abitibi-Témiscamingue - Population Aged 55 Years And Over, 2021



RTS de l'Abitibi-Témiscamingue - Population Aged 55 years and over

Characteristics	English Speakers		French Speakers	
	Total	%	Total	%
Total Population	5,765	4.0%	139,820	96.0%
Aged 55 years and over	1,825	31.7%	51,690	37.0%
In Private Households	1,805	31.0%	50,045	36.3%
Lone Parent Family	80	4.4%	1,665	3.3%
Living Alone	545	30.2%	13,940	27.9%
Recent inter-prov.	120	6.6%	225	0.4%
Recent immigrants	-	-	20	-
Below LICO	145	9.5%	2,220	4.5%
Low Education	1,055	58.3%	28,460	56.9%
High Education	220	12.2%	4,210	8.4%
In Labour Force	570	31.5%	18,005	36.0%
Unemployed	50	8.8%	1,760	9.8%
Out of Labour Force	1,240	68.5%	32,040	64.0%
Income under \$20k	500	27.6%	10,265	20.5%
Income over \$50k	505	27.9%	14,505	29.0%



Legend

- Local English speakers
- Local French speakers
- Quebec's English speakers



JPocock Research Consulting. 2021 Census. Statistics Canada. Population in private households (25% sample) except for total population and age tabulations which include non-institutional collective dwellings (100% sample).