
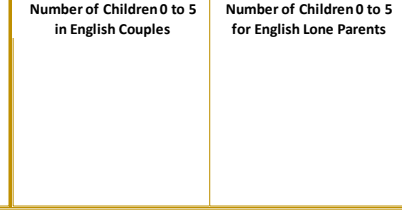
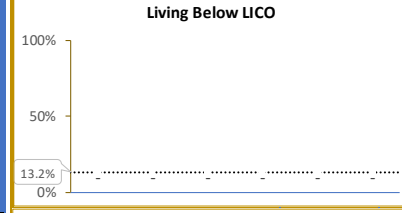
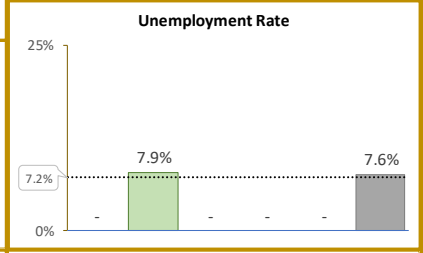
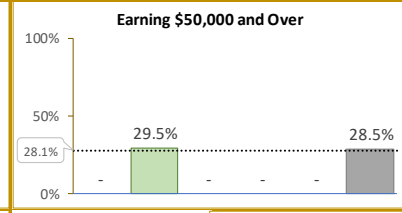
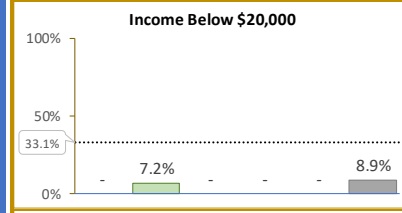
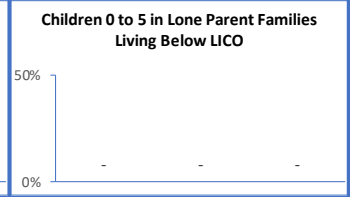
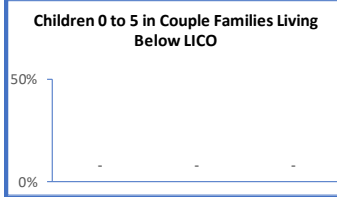
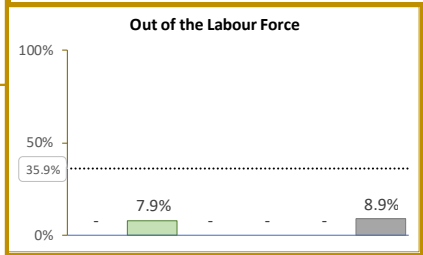
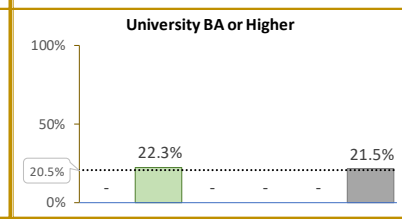
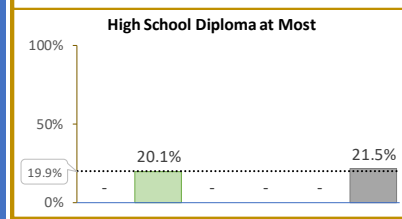
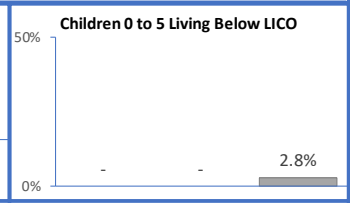
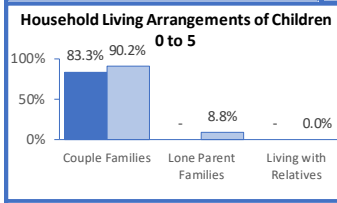
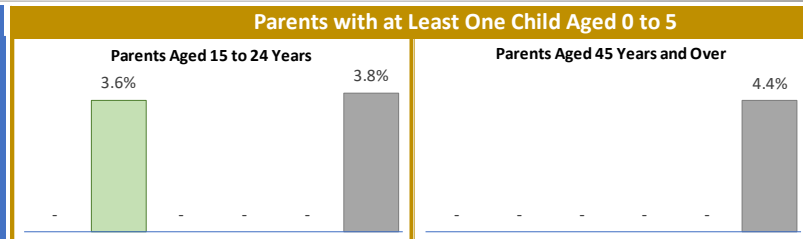
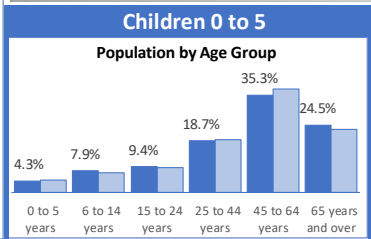


Children 0 to 5 and their Parents RTS des Îles, 2016



Children Aged 0 to 5	English Speakers		French Speakers	
	Number	Percent	Number	Percent
Children Aged 0 to 5	30	100.0%	505	100.0%
Living in a Couple Family	25	83.3%	460	91.1%
In Lone Parent Families	-	-	45	8.9%
Living with Relatives	-	-	-	-
Living Below LICO	-	-	-	-
Living in a Couple Family Below LICO	-	-	-	-
In a Lone Parent Family Living Below LICO	-	-	-	-
Visible Minority	-	-	-	-
Aboriginal Identity	-	-	-	-

Parents with at Least One Child Aged 0 to 5	Total Number	Young Parents (15-24)	Older Parents (45+)	Low Education	High Education	Out of Labour Force	Un-employed	Earning Less Than 20k	Living Below LICO	With 3 or More Children	Recent Migrants (2011-2016)
All Parents with Children 0 to 5	790	30	35	170	170	70	55	70	-	140	100
In an English Couple	-	-	-	-	-	-	-	-	-	-	-
In an French Couple	695	25	-	140	155	55	50	50	-	120	85
In an English-French Couple	30	-	-	-	-	-	-	-	-	-	-
English Single Parent	-	-	-	-	-	-	-	-	-	-	-
French Single Parent	45	-	-	-	-	-	-	-	-	-	-
All Other Parents of Children 0 to 5	-	-	-	-	-	-	-	-	-	-	-

Source: JPocock Research Consulting, 2016 Census, Statistics Canada. Population in private households - 25% sample. The linguistic concept is First Official Language Spoken with multiple responses distributed equally.