Children 0 to 5 and their Parents
RTS de Lanaudière, 2016

CHSSN
Community Health And Social Services Network
Réseau communautaire de santé et de services sociaux

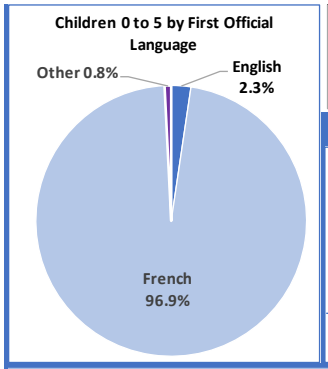

Children 0 to 5

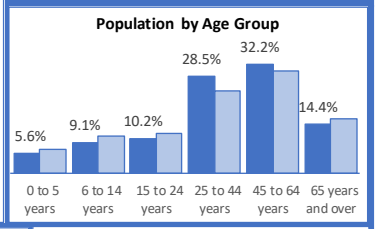

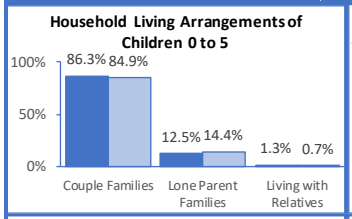

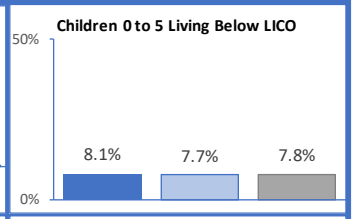

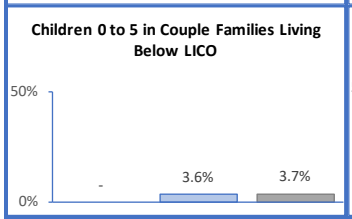

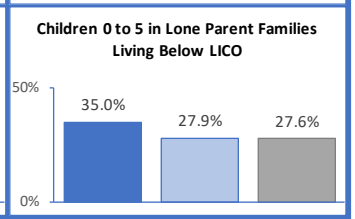

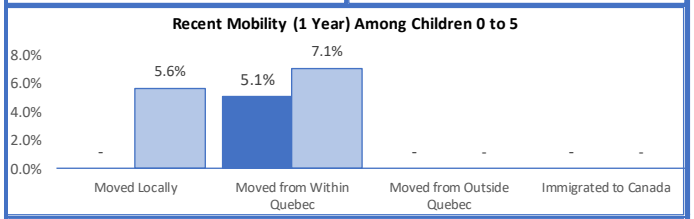

English Speakers | French Speakers | Local Total

Parents with at Least One Child Aged 0 to 5

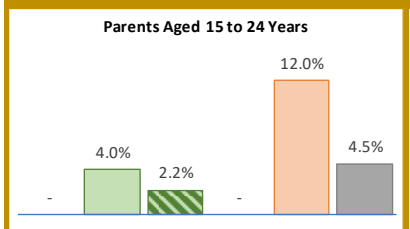

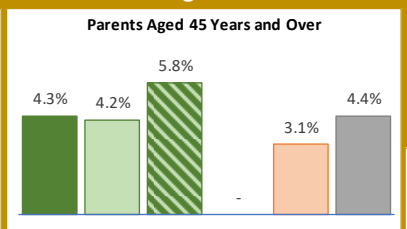

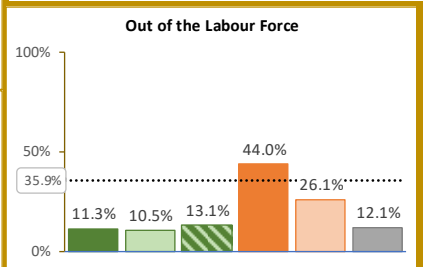

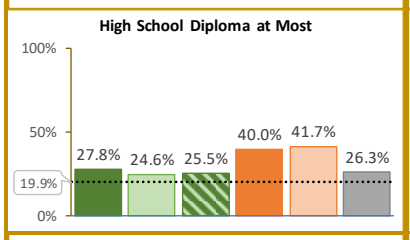

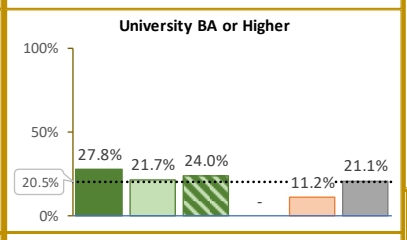

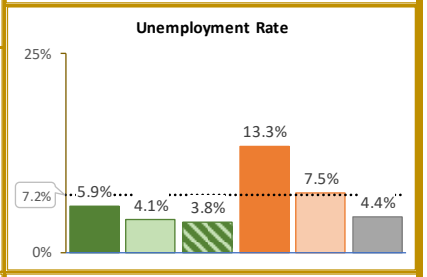

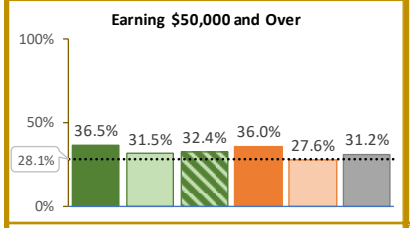

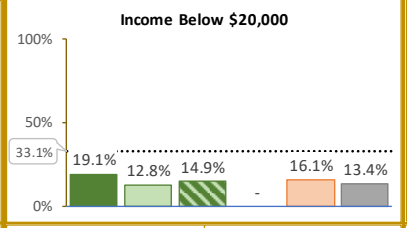

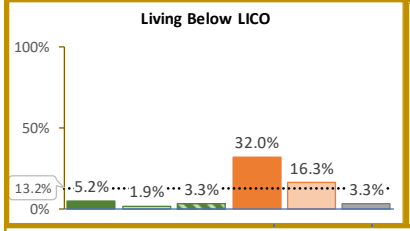

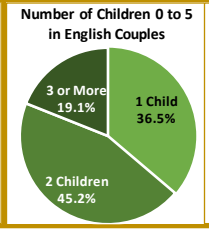

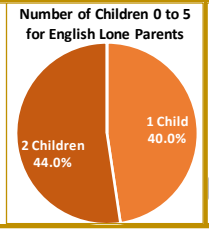

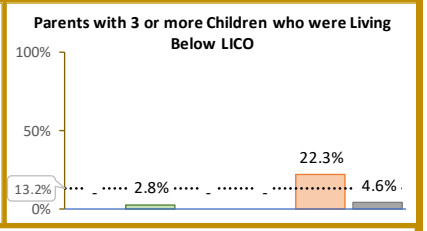

In an English Couple | In a French Couple | In an English & French Couple | English Single Parent | French Single Parent | All Parents with Children 0 to 5

Provincial Average for the Total Population Aged 15+

Children Aged 0 to 5	English Speakers		French Speakers	
	Number	Percent	Number	Percent
Children Aged 0 to 5	800	100.0%	33,155	100.0%
Living in a Couple Family	690	86.3%	28,150	84.9%
In Lone Parent Families	100	12.5%	4,780	14.4%
Living with Relatives	-	-	230	0.7%
Living Below LICO	65	8.1%	2,560	7.7%
Living in a Couple Family Below LICO	25	3.6%	1,190	4.2%
In a Lone Parent Family Living Below LICO	35	35.0%	1,335	27.9%
Visible Minority	175	21.9%	3,505	10.6%
Aboriginal Identity	-	-	610	1.8%

Parents with at Least One Child Aged 0 to 5	Total Number	Young Parents (15-24)	Older Parents (45+)	Low Education	High Education	Out of Labour Force	Un-employed	Earning Less Than 20k	Living Below LICO	With 3 or More Children	Recent Migrants (2011-2016)
All Parents with Children 0 to 5	45,555	2,060	2,190	11,965	9,610	5,500	1,780	6,100	1,510	11,075	16,675
In an English Couple	575	-	25	160	160	65	30	110	30	110	240
In an French Couple	38,585	1,550	1,725	9,490	8,380	4,040	1,420	4,950	725	9,490	13,900
English-French Couple	1,375	30	90	350	330	180	45	205	45	335	490
English Single Parent	125	-	-	50	25	55	-	-	40	-	40
French Single Parent	3,875	465	190	1,615	435	1,010	215	625	630	785	1,470
All Other Parents of Children 0 to 5	1,020	-	150	310	295	150	60	190	50	330	535

Source: JPocock Research Consulting, 2016 Census, Statistics Canada. Population in private households - 25% sample. The linguistic concept is First Official Language Spoken with multiple responses distributed equally.