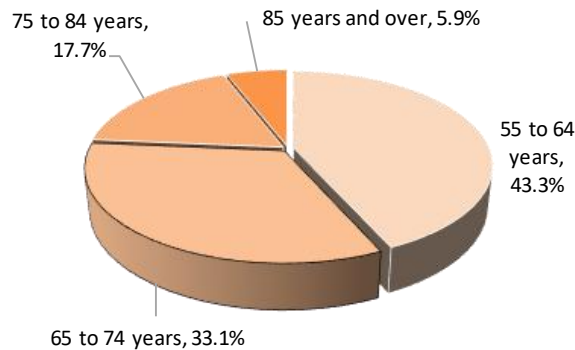


# RTS de la Montérégie-Centre - Population Aged 55 Years And Over, 2021

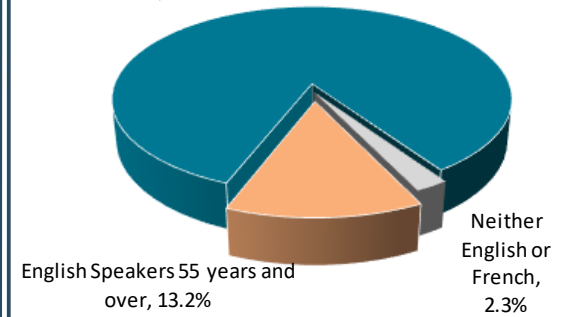
English-speaking Population 55+ by Age




RTS de la Montérégie-Centre - Population Aged 55 years and over

Characteristics	English Speakers		French Speakers	
	Total	%	Total	%
<b>Total Population</b>	63,650	15.2%	349,515	83.4%
<b>Aged 55 years and over</b>	18,455	29.0%	117,230	33.5%
<b>In Private Households</b>	17,865	28.5%	114,715	33.1%
<b>Lone Parent Family</b>	1,270	7.1%	5,535	4.8%
<b>Living Alone</b>	3,515	19.7%	28,950	25.2%
<b>Recent inter-prov.</b>	220	1.2%	245	0.2%
<b>Recent immigrants</b>	220	1.2%	345	0.3%
<b>Below LICO</b>	2,020	11.3%	9,245	8.1%
<b>Low Education</b>	8,100	45.3%	55,045	48.0%
<b>High Education</b>	4,810	26.9%	19,955	17.4%
<b>In Labour Force</b>	6,960	39.0%	43,420	37.9%
<b>Unemployed</b>	775	11.1%	3,700	8.5%
<b>Out of Labour Force</b>	10,900	61.0%	71,290	62.1%
<b>Income under \$20k</b>	3,945	22.1%	19,635	17.1%
<b>Income over \$50k</b>	5,690	31.8%	39,520	34.5%

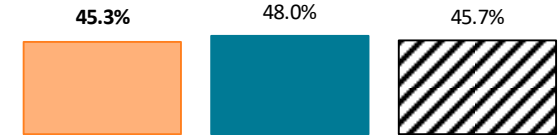
Proportion of English Speakers French Speakers 55 years and over, 84.5%



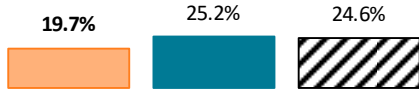
Lone Parent Family (55 years and over)



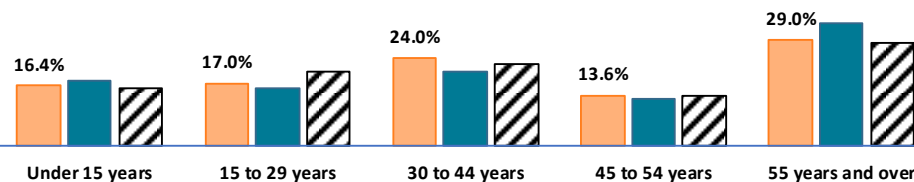
Low Education (55 years and over)



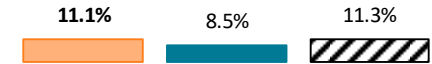
Living Alone (55 years and over)



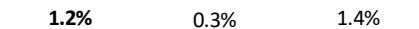
Age Structure



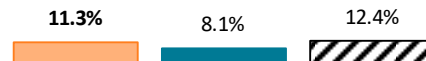
Unemployment (55 years and over)



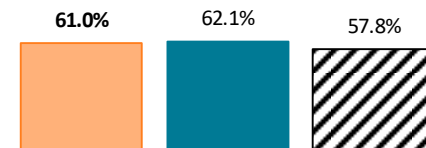
Recent Immigrants (55 years and over)



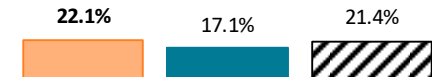
Below LICO (55 years and over)



Out of the Labour Force (55 years and over)



Low Income (55 years and over)



**Legend**  
■ Local English speakers    ■ Local French speakers    ■ Quebec's English speakers

