

LES ÎLES-DE-LA-MADELEINE

PERT TRIP



695

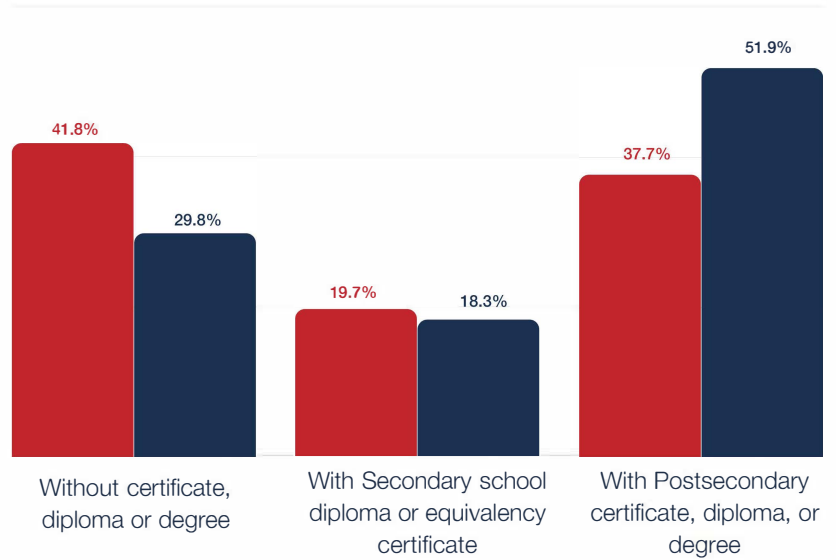
ENGLISH SPEAKERS



Communauté maritime des Îles-de-la-Madeleine

Educational Attainment in Communauté maritime des Îles-de-la-Madeleine

English Speakers French Speakers



Age structure of the population in Communauté maritime des Îles-de-la-Madeleine

Ages 15-24

English Speakers

French Speakers



0.50%

8.3%

Ages 25-44

English Speakers

French Speakers




1.1%

18%

Ages 45-64

English Speakers

French Speakers

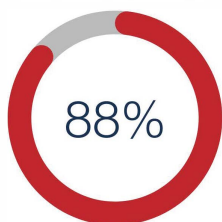


2%

35.6%

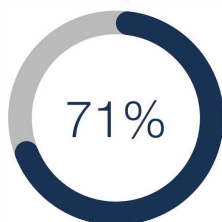
Work activity in Communauté maritime des Îles-de-la-Madeleine

English Speakers



Part-time / Part-year

French Speakers



Part-time / Part-year

Youth unemployment rate in Communauté maritime des Îles-de-la-Madeleine

English Speakers 25%

French Speakers 11.2%