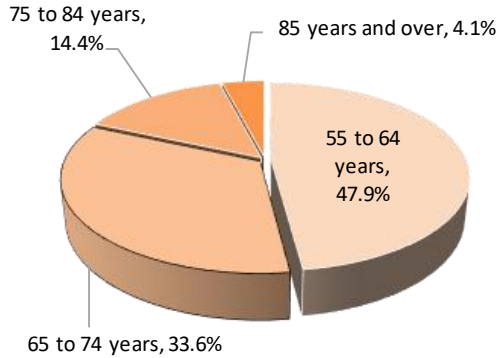


RTS de l'Outaouais - Population Aged 55 Years And Over, 2021

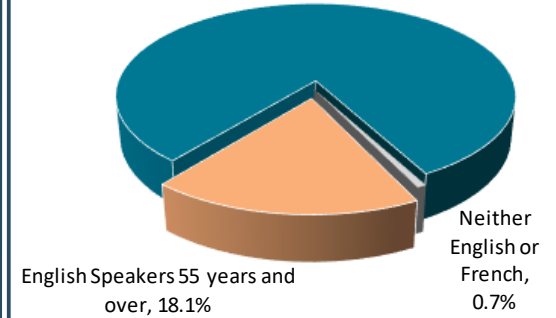
English-speaking Population 55+ by Age



RTS de l'Outaouais - Population Aged 55 years and over

Characteristics	English Speakers		French Speakers	
	Total	%	Total	%
Total Population	83,130	20.7%	315,940	78.8%
Aged 55 years and over	23,205	27.9%	105,430	33.4%
In Private Households	23,175	28.1%	103,730	33.0%
Lone Parent Family	1,330	5.7%	5,595	5.4%
Living Alone	6,075	26.2%	26,620	25.7%
Recent inter-prov.	1,950	8.4%	1,475	1.4%
Recent immigrants	200	0.9%	375	0.4%
Below LICO	2,005	8.8%	8,200	7.9%
Low Education	11,030	47.6%	51,720	49.9%
High Education	5,220	22.5%	18,735	18.1%
In Labour Force	9,085	39.2%	35,215	34.0%
Unemployed	1,130	12.4%	3,915	11.1%
Out of Labour Force	14,090	60.8%	68,515	66.1%
Income under \$20k	4,880	21.1%	17,845	17.2%
Income over \$50k	8,540	36.8%	39,670	38.2%

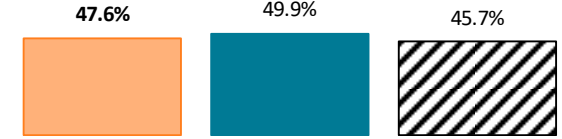
Proportion of English Speakers French Speakers 55 years and over, 81.2%



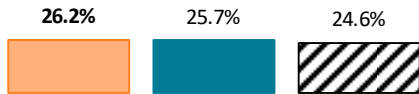
Lone Parent Family (55 years and over)



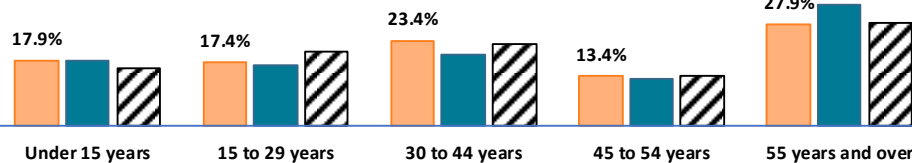
Low Education (55 years and over)



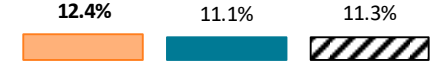
Living Alone (55 years and over)



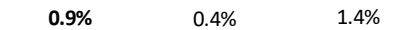
Age Structure



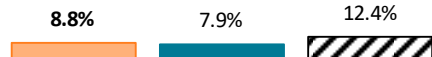
Unemployment (55 years and over)



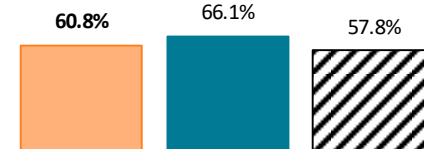
Recent Immigrants (55 years and over)



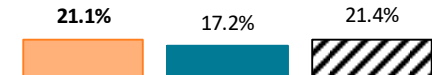
Below LICO (55 years and over)



Out of the Labour Force (55 years and over)



Low Income (55 years and over)



Legend
■ Local English speakers ■ Local French speakers ■ Quebec's English speakers

