

# IN THE KNOW:

Identifying multiple aspects of  
Quebec's community sector



**COCo**

Centre des organismes communautaires  
Centre for community organizations



2012

# EXECUTIVE SUMMARY

## INTRODUCTION

The Centre for Community Organizations (COCO) began the community-based action research project “**In the Know: Identifying multiple aspects of Québec’s community sector**” in October of 2008 to help develop a better understanding of the diversity of groups working for social change in Québec. The study, funded and supported by the Secrétariat à l’Action Communautaire Autonome et aux Initiatives Sociales (SACAIS), aimed to survey English-speaking, bilingual and ethno-cultural community groups across Québec over a 3 year period. The research was carried out between 2009 and 2012.



## BACKGROUND

Since its inception in 2000, COCo has identified trends within groups that are part of its network: the “ethno-cultural, bilingual and English-speaking community groups” (Blumel & Ravensbergen, 2011, p. 2). Through its work with approximately 400 groups per year, COCo suspected that these groups are more diverse in their services and programs, less connected to formal networks in Québec and working with less government funding than their francophone counterparts. While not all groups want to be connected to formal networks or government funding, there are those in the COCo network who do. After organizing two forums about government funding, it became obvious to COCo that most groups in their network have little knowledge of SACAIS, Québec government funding or the formal network system that exists among community groups in Québec. Discussions between COCo and SACAIS officials identified the need to more fully document the reality of English-speaking, bilingual and ethno-cultural groups. **In the Know** has sought to do this.

## THE STUDY

### Objectives of the research<sup>1</sup>



Locate Anglophone, bilingual and ethno-cultural community groups in Québec.



Develop a portrait and understanding of Anglophone, bilingual and ethno-cultural community groups working in Québec.



Identify the characteristics and patterns that emerge about the recognition of groups by the Québec government, and the types of activities and structures of these groups.



Advance and test the hypothesis about why these groups are marginalized or excluded.



Propose strategies to support the recognition and inclusion of these groups in the Francophone community sector.

### Methodology: a community-based action research approach

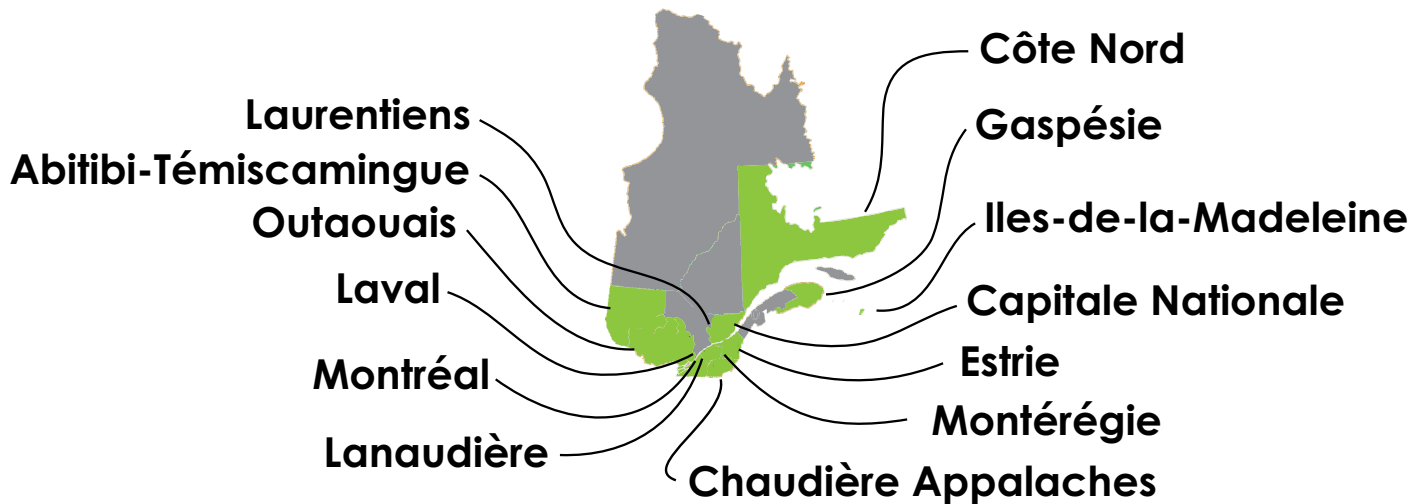
COCO decided that a community-based action research (CBAR) approach would reflect its desire to see changes occur in the relationship between the English-speaking, ethno-cultural and bilingual community groups and the Québec government. CBAR also requires meaningful participant involvement in all phases of the research (Reason & Bradbury, 2006; Jordan, 2003).

In the spirit of the CBAR approach, a questionnaire was developed, tested and analyzed with study respondents, leader organizations in the English-speaking sector, the funder of the research (SACAIS), and Deena White, a researcher from the Université de Montréal who had published an evaluation of the *Politique* (See Footnote 1 for explanation of *Politique*).

The self-reporting survey asked information about the following areas: regions the groups work in, demographic information of the groups, language capacity of the group, legal status, sources of funding, eligibility for Québec government global mission funding and network affiliations.

*1. Although not a goal at the beginning of the study, an emergent objective of the research was to collaborate with francophone community groups who are also experiencing exclusion (Metivier, 2011; RIOCM, 2008; White, 2008) to sensitize government decision-makers and to promote changes to the Politique de reconnaissance et de soutien à l'action communautaire (a policy created by the Québec government to provide support and recognition to the community sector, primarily through core funding that covers basic salaries, rent and the basic activities of fulfilling the mission of the organization) or its implementation.*

The survey was launched in regions of Québec where there is a presence of English-speaking, bilingual and ethno-cultural groups. The questionnaire was developed using the on-line survey tool, Survey Monkey. Altogether, groups from 14 regions of Québec participated in the survey: Montréal, Laval, Estrie, Outaouais, Laurentiens, Lanaudière, Abitibi-Témiscamingue, Capitale Nationale, Montérégie, Iles-de-la-Madeleine, Côte Nord, Gaspésie, and Chaudière Appalaches (groups serving all of Québec are counted as one region).

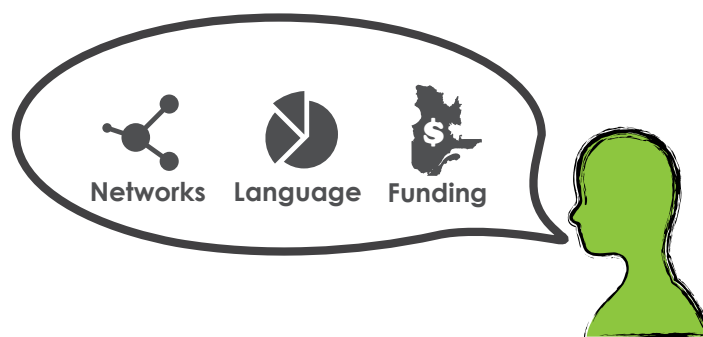


For the purposes of this study, in some cases regions were combined and in other cases, reported on separately. This was done to reflect how English-speaking communities identify themselves. (For example: Gaspésie and Iles-de-la-Madeleine were reported on separately, even though they are considered one region, as they have two distinct English-speaking communities.)

The questionnaire was launched with a mailing to COCo's e-bulletin list in April 2009 and was also distributed via other networks. This random sampling approach (McMillan, 2004) was followed, in each year of the study, by a more targeted approach where a specific list of community groups was compiled and phone calls to specific organizations were made. Altogether, close to 800 community groups were identified and 290 completed the questionnaire.

## FINDINGS

### Regions groups work in



Of the 290 participating groups, the Montréal region represented slightly over half of the respondents (146 groups). Strong participation was also noted in the following regions: Laval, Capitale Nationale, Estrie, Côte Nord, Iles-de-la-Madeleine and Outaouais.

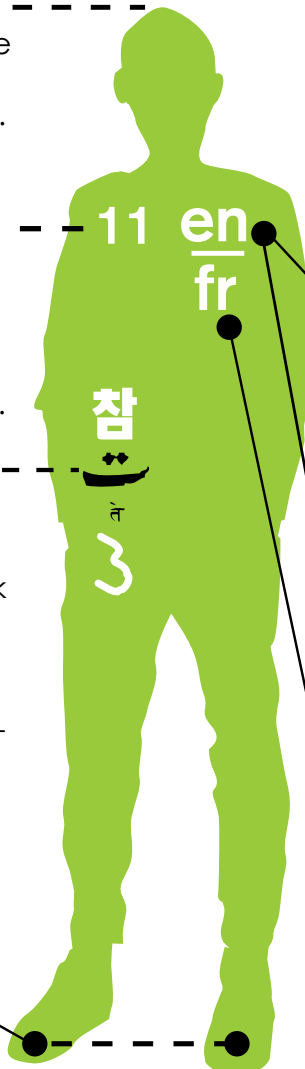
## PROFILE OF THE GROUPS

**Small**, with most groups having between 0 – 5 part time and full time employees (full time: 130 of 240 groups, part time: 113 of 231 groups).

Longstanding, with a majority of the groups in existence for **11 years** or more (69% or 188 of 281 groups)

A strong minority (33.9%) of the 290 groups can offer services in languages other than English or French. The **languages include:** Spanish, South Asian languages (Tamil, Urdu, Hindi), Arabic, Pilipino dialects (Tagalog and other), and Creole. Over two-thirds of these groups work in the Montreal region.

The groups serve a large variety of populations, respond to many different social needs and involve a **wide range of sectors of activity.**



## LANGUAGE CAPACITIES

The following information summarizes the language capacities of the groups in English and French:

The highest percentage of groups uses **English as a primary language** at work: 40.2 % or 114 out of 283 reporting groups. 95 groups (33.6%) use English and French as primary languages at work and 65 groups (23.0%) use French as a primary language of work.

Language capacities in English are very strong: 83% or 230 out of 277 reporting groups are very able to **provide services in English.**

A high percentage of groups also appear to have a functional to **very good level of French:** 65.7% or 182 out of 277 reporting groups are very able to provide services in French while 28.2 % or 78 groups are somewhat able.

## Annual yearly budget

The overall budget of most of the groups is small: 103 out of 237 reporting groups (43.5%) have an annual budget that is less than \$100,000, while 53 groups (22.4%) have an annual budget of between \$100,000 and \$250,000. 33 groups (13.9%) have no real budget at all and are mostly comprised of volunteers.

## Funding: Funding other than from the Government of Québec

Groups have a wide diversity of types of funding from both government and non-government sources that include: the federal government, foundations, independent fundraising, fees for services and products, municipal government and in-kind support. However, as the survey did not ask what percentage of the groups' budget these sources account for, it is impossible to tell how important these sources of funding actually are to the groups.



## **Funding: Government of Québec sources**

Groups receive two types of funding from the Québec government: project or service funding which is short in duration, which must be renewed and which responds to government rather than community priorities. The other type of funding is global mission funding, which is recurring and covers basic salaries, rent and the basic activities of fulfilling the mission of the organization. Global mission funding represents a more stable source of funding.

Groups find themselves in a precarious position in terms of receiving funding from the Québec government: 41% (52 of 107 reporting groups) report that project/service funding accounts for more than half of their budget. At the same time, for 56.6% (56 of 99 reporting groups), global mission funding accounts for less than half of their budget.

Groups have had a much harder time, as of 2003, securing global mission funding: of 99 reporting groups, 60.6% (60 groups) began receiving global mission funding before 2003. This is due to limited funds being made available for global mission funding in more recent years.

## **Funding: Québec government global mission funding eligibility**

A very high percentage of groups have not applied for this source of funding in the last 3 years: of 119 reporting groups, 80.7% (96 groups) have not applied for global mission funding in this time period. Many of these groups seem to lack information about the existence of this type of funding. Of the original 106 groups that expressed interest in knowing more about the criteria for Québec government global mission funding, 71.7% (76 groups) appeared to meet the criteria for this type of funding after answering a series of eligibility questions. Of these 76 groups, 30 work with ethno-cultural communities.



There is a specific challenge for ethno-cultural groups to receive global mission funding. When these groups do not specifically identify their work as 'integration into Québec society', they appear to have difficulty obtaining funding from the Ministry of Immigration and Cultural Communities. When they identify their work with a specific ethno-cultural community, there is resistance from funders because of the unwillingness to fund specific populations (RIOCM, 2008).

## Networks

Many groups appear to be active in networks. While some groups belong to one network only, most groups indicated belonging to at least two or three networks. Of 290 groups, 75.2% (218 groups) indicated belonging to a first network, 55.5% (161 groups) to a second network, and 41.4% (120 groups) to a third network. The highest rate of participation is in regional networks (cited 153 times), and English-speaking networks (cited 97 times). Participation in Québec-wide networks is cited 73 times. A total of 68% of 357 networks named are part of the broader francophone community sector.

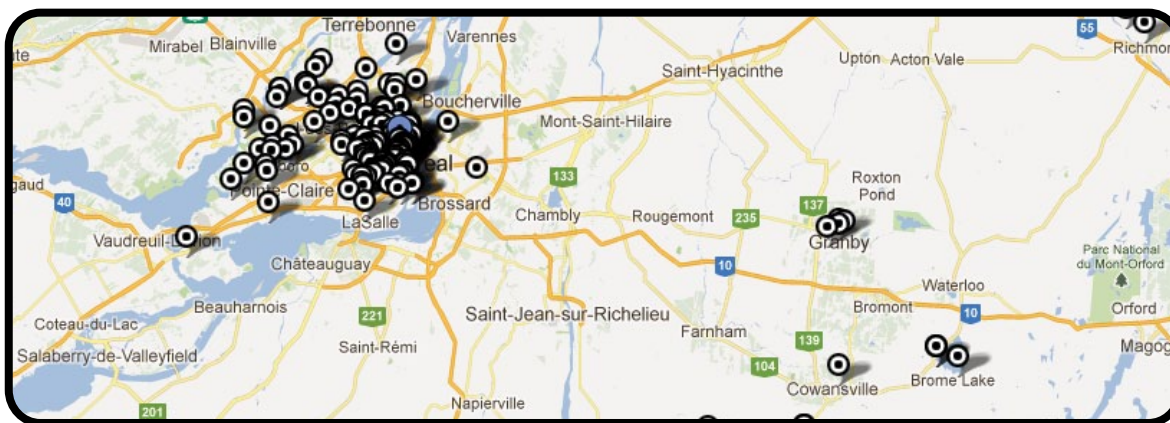


The relatively low response rates for participation in Québec-wide networks (73 responses compared to 225 responses for involvement in local or regional networks) raises questions about whether there is adequate leadership of groups in the English-speaking, bilingual and ethno-cultural community groups at the decision-making and policy influencing networks. This finding speaks to the need for more action research into this area.

## IMPLICATIONS OF THIS RESEARCH

In response to the emerging data, COCo has initiated a variety of specific actions over the past three years. The following is a summary of some of these actions.

COCo designed a google map, which permitted groups to offer their coordinates and give a summary of their activities; permitting them to have a web presence. This action was in response to that fact that only 23% of the 559 groups identified in the first year of the **In the Know** project indicated having access to a website. Final statistics indicated that 34% of groups do not have a website (99 out of 290 groups). Altogether, 249 of the 290 participating groups have joined this google map. See (<https://maps.google.ca/maps/ms?ie=UTF8&hl=en&msa=0&msid=103546236201983514608.0004704004b59e3619c25&z=7>).



COCo has continued providing information to groups on funding from the Government of Québec. Specifically, free consultation sessions (info-COCOs) have been given to groups to explain funding requirements and 'e-note's (info pieces) are available in the monthly COCo e-bulletin (<http://coco-net.org/current-e-bulletin>).

COCo shared the emerging data with government staff at a Comité Interministériel<sup>2</sup> meeting in January 2011 and more informally at a SACAIS event in the fall of 2011. Emerging data was also presented 10 times to community groups and networking events connected with COCo's work. In April 2010, COCo partnered with the Réseau québécois de l' action communautaire autonome (RQ-ACA)<sup>3</sup> to hold an information session on the history and current context of funding from the Government of Québec.

Finally, COCo presented the research data at the Action Francophone Pour le Savoir (ACFAS) conference in 2010, 2011 and 2012. An article on Year One data was published with the *Journal for Eastern Township Studies* in April 2011 and a summative article is being written about the overall findings of the research.

2. A Québec government committee that brings together representatives from the ministries that fund community work (through the application of the Politique de reconnaissance et de soutien à l'action communautaire )

3. For a description of and link to RQ-ACA, see ANNEX XXI: LIST OF ACRONYMS AND DEFINITIONS in the full final report (See: link to final report)



**More actions are needed. This research identifies several potential avenues that COCo would like to explore with its network:**



**Do groups see the need for fuller participation or collaboration of members of the English-speaking, ethno-cultural and bilingual community sector in places of greater leadership in the Francophone community sector? What would this look like?**



**How to provide more education to interested groups in the English-speaking, ethno-cultural and bilingual community sector about the Francophone community sector.**



**How to foster stronger links and dialogue between the Government of Quebec and the English-speaking, ethno-cultural and bilingual community sector.**



**Advance and test the hypothesis about why these groups are marginalized or excluded.**



**Do we want to have a more precise idea of who is part of the English-speaking, bilingual and ethno-cultural community sector network? Do we need to more fully understand how these groups have emerged, survived and thrive?**

For a copy of the full report available online, please see (<http://coco-net.org/in-the-know-final-report/>).

# Contents

## **1 INTRODUCTION**

- 1 Context of the Study
- 2 The Study
- 2 Objectives of the research
- 2 Methodology: a community-based action research approach

## **5 FINDINGS**

### **5 A) REGIONS GROUPS WORK IN**

- 5 A1. Map of the regions
- 6 A2. Number of groups participating from each region
- 6 A3. Summary

### **7 B) PROFILE OF THE GROUPS**

- 7 B1. Size of the groups
- 8 B2. Length of time the groups have existed
- 8 B3. Primary sector of work
- 9 B4. Primary populations served
- 11 B5. Number of people reached each year
- 12 B6. Number of volunteer contribution hours each year
- 12 B7. Access to a website/Google map
- 13 B8. Summary

### **13 C) LANGUAGE CAPACITY**

- 13 C1. Primary language used at place of work
- 13 C2. Language capacities in English
- 14 C3. Language capacities in French
- 15 C4. Other languages
- 15 C5. Summary

### **16 D) LEGAL STATUS**

- 16 D1. Legal status of the group (Not-for-profit etc.)
- 16 D2. Charitable status
- 16 D3. Reason for not having charitable status
- 17 D4. Summary

## 17 E) FUNDING

17 E1. Annual yearly budget (last 3 years, all sources)

17 E2. Funding other than from the Government of Québec

## 18 F) GOVERNMENT OF Québec FUNDING

18 F1. Government of Québec project or service funding

20 F2. Government of Québec global mission funding

22 F3. Relationship with Government of Québec

23 F4. Relationship with Government of Québec in relation to funding

23 F5. Summary

## 24 G) ELIGIBILITY – GOVERNMENT OF Québec GLOBAL MISSION FUNDING

24 G1. Groups not receiving global mission funding

26 G2. Interest in knowing about eligibility for global mission funding

26 G3. Government of Québec criteria for global mission funding

29 G4. Summary

## 29 H) NETWORKS

29 H1. Number of groups involved in networks

30 H2. Network affiliations

30 H3. Length of time of network affiliation

30 H4. Level of activity in networks compared to other groups

31 H5. Degree of usefulness of network contact

32 H6. Summary

## 33 ANALYSIS OF THE FINDINGS

## 36 IMPLICATIONS OF THIS RESEARCH

## 37 CHALLENGES OF THE STUDY

## 38 NEXT STEPS

## 38 CONCLUSION

# Figures and Tables

5	Figure I.	Map of the regions of Québec
6	Table II.	Number of groups participating from each region
7	Figure II.	Size of the groups
8	Figure III.	Length of time the groups have existed
9	Table III.	Primary sector of work
10	Table IV.	Primary populations served
11	Figure IV.	Examples of "Other" primary populations served
12	Figure V.	Number of people reached each year
13	Table V.	Primary language used at place of work
14	Figure VI.	Language capacities in English
15	Figure VII.	Language capacities in French
15	Table VI.	Examples of other languages used by groups
17	Table VII.	Annual yearly budget (last 3 years, all sources)
18	Table VIII.	Funding other than from the Government of Québec
19	Table IX.	Government of Québec project or service funding
19	Table X.	Project or service funding – percentage of group's budget
20	Table XI.	Government of Québec global mission funding
21	Table XII.	Global mission funding – percentage of group's budget
21	Figure VIII.	Year that groups began receiving global mission funding
22	Table XIII.	Relationship with Government of Québec
24	Table XIV.	Global mission funding: ministry applied to in last 3 years
24	Table XV.	Reasons groups did not receive global mission funding
26	Table XVI.	Criteria to be considered a community organization
27	Table XVII.	Criteria for funding community groups
28	Table XVIII.	Criteria for funding autonomous community action groups
30	Table XIX.	Length of time of network affiliation
30	Table XX.	Level of activity in network compared to other groups
31	Table XXI.	Degree of usefulness of network contact



# Annexes

1	ANNEX I	COPY OF THE SURVEY
22	ANNEX II	LITERATURE REVIEW
25	ANNEX III	REGIONAL PROFILES - Montréal
29	ANNEX IV	REGIONAL PROFILES - Laval
32	ANNEX V	REGIONAL PROFILES - Estrie
35	ANNEX VI	REGIONAL PROFILES - Outaouais
38	ANNEX VII	REGIONAL PROFILES - Montérégie
40	ANNEX VIII	REGIONAL PROFILES - Abitibi Témiscamingue
42	ANNEX IX	REGIONAL PROFILES - Capitale Nationale
44	ANNEX X	REGIONAL PROFILES - Laurentiens
46	ANNEX XI	REGIONAL PROFILES - Lanaudière
48	ANNEX XII	REGIONAL PROFILES - Chaudière Appalaches
50	ANNEX XIII	REGIONAL PROFILES - Côte Nord
53	ANNEX XIV	REGIONAL PROFILES - Iles-de-la-Madeleine
55	ANNEX XV	REGIONAL PROFILES - Gaspésie
58	ANNEX XVI	REGIONAL PROFILES - All of Québec
61	ANNEX XVII	INFO SHEET: GOVERNMENT OF Québec
64	ANNEX XVIII	CRITERIA TO RECEIVE GLOBAL MISSION FUNDING
65	ANNEX XIX	ETHNO-CULTURAL GROUPS GLOBAL MISSION FUNDING
67	ANNEX XX	INFO SHEET: NETWORK PARTICIPATION ANALYSIS
69	ANNEX XXI	LIST OF ANOCRONYMS AND DEFINITIONS
71	ANNEX XXII	REFERENCES

# ACKNOWLEDGEMENTS

This project was carried out by The Centre for Community Organizations (COCO), with funding from the Secrétariat à l'Action Communautaire Autonome et aux Initiatives Sociales (SACAIS). COCo would like to thank Deena White, researcher at the Université de Montréal, for her background research and participation in the creation of the survey and Ginette Drouin (MELS) for her help in creation of the survey. Thanks also go to all the groups that publicized the survey in their networks throughout the three years and to Coasters Association (Lower North Shore) and CAMI (Iles-de-la-Madeleine) for the outreach work they did in their communities.

COCO also wishes to thank all the groups and individuals who participated in the creation of the survey, who filled out the survey and who took part in the focus groups and analysis.

## Staff that worked on the project are:

Sarah Blumel  
Loralie Bromby  
Josie Caro  
Chris Lau  
Alex Megelas  
Frances Ravensbergen  
Sandy Sjollema

# INTRODUCTION

In October of 2008, The Centre for Community Organizations (COCO) began a community research project to help develop a better understanding of the diversity of groups working for social change in Québec. The study, “In the Know: Identifying multiple aspects of Québec’s community sector”, was supported by the Secretariat à l’Action Communautaire Autonome et aux Initiatives Sociales (SACAIS) and aimed to survey English-speaking, bilingual and ethno-cultural community groups across Québec over a three year period. The research was carried out between 2009 and 2012.

## Context of the Study

In the 1980’s, a mobilization of Québec community groups took place that called for a policy that would recognize and support the work of grassroots and other community groups in Québec (McAneely, 2007). In response, the Québec government created the Secretariat à l’Action Communautaire Autonome (SACA), which later became SACAIS (Secretariat à l’Action Communautaire Autonome et aux Initiatives Sociales). In collaboration with the community sector, SACAIS provided leadership for the development of a Politique de reconnaissance et de soutien à l’action communautaire - commonly known as the Politique - a policy whose main objective is to provide recognition and financial support to the community sector as of 2001 (Government of Québec, 2001). Its aim was to recognize community action with a view to social development and the elimination of exclusion (Government of Québec, 2001b, p. 9)

Specifically, the policy was designed to support community groups across the 22 Québec ministries, primarily in the form of ‘global funding’ (often referred to in the English-speaking community sector as core funding) which covers salaries, rent and the basic activities of fulfilling the mission of the organization. Community organizations are paired with a “home ministry” according to their main sphere of activity. This re-organization of funding for the community sector, occurred with limited participation from English-speaking, bilingual and ethno-cultural groups.

A five-year evaluation of the Politique was completed in 2008 by sociology professor Deena White, and her research team at the Université de Montréal. While recognizing how progressive the Politique is in relation to funding for the community sector in the rest of the western world, White had specific criticisms about the overall implementation of the policy. The study indicates that many community groups are either poorly or not at all known by the Québec government (White et al, 2008). While these can include certain Francophone groups, White et al stress that, in particular, the specificities of English-speaking, bilingual and ethno-cultural community groups are, for the most part, unacknowledged by the government. These “invisible” groups, whether Francophone or Anglophone, are usually left out of the Politique’s funding (White et al, 2008).

Since its inception in 2000, COCo has identified trends within groups that are part of its network: self-described “ethno-cultural, bilingual and English-speaking community groups” (Blumel & Ravensbergen, 2011, p. 2). Through its work with approximately 400 groups a year, COCo suspected that the groups in their

network are generally more diverse in their services and programs, less connected to formal networks in Québec and working with less government funding than their Francophone counterparts. While not all groups want to be connected to formal networks or government funding, there are those in the COCo network who do. After organizing two forums about Québec Government funding, it became obvious to COCo that most groups in their network have little knowledge of SACAIS, Québec government funding or the vast formal network system that exists among community groups in Québec. Discussions between COCo and SACAIS officials identified the need to more fully document the reality of English-speaking, bilingual and ethno-cultural groups. In the Know has sought to do this.

## The Study

### Objectives of the research

- Locate Anglophone<sup>1</sup>, bilingual and ethno-cultural community groups in Québec.
- Develop a portrait and understanding of Anglophone, bilingual and ethno-cultural community groups working in Québec.
- Identify the characteristics and patterns that emerge about the recognition of groups by the Québec government, and the types of activities and structures of these groups.
- Advance and test the hypothesis about why these groups are marginalized or excluded.
- Propose strategies to support the recognition and inclusion of these groups in the Francophone community sector.

Although not a goal at the beginning of the study, an emergent objective of the research was to collaborate with Francophone community groups who are also experiencing exclusion (Metivier, 2011; RIOCM, 2008; White, 2008) to sensitize government decision-makers and to promote changes to the *Politique* or its implementation.

Overall, the research is meant to support COCo in carrying out its mission to support community groups and to encourage healthy practices for a more just society. The findings and conclusions of the study will allow COCo and its community partners to put in place new structures and activities in the Anglophone, bilingual and ethno-cultural groups that will respond to their needs and will support their capacity to offer better services in their communities.

### Methodology: a community-based action research approach

COCo decided early on that a community-based action research (CBAR) approach would reflect not only its interest in documenting the relationship between the English-speaking, ethno-cultural and bilingual community groups and the Québec government but its desire to see changes occur in that relationship. Community-based action research can be defined as “research rooted in the community, serving community interests” (Flicker, Savan, McGrath, Kolenda and Mildemberger, 2007, p. 241) that requires meaningful

---

1. At the application stage of the research proposal COCo was using the work Anglophone to describe the English-speaking community groups it works with. Since then, the term used is English-speaking to denote people who tend to use English as their primary ‘official language’ (with French and English being the choices as per the Government of Canada definitions). However, COCo also tends to let groups self-define: English-speaking, Anglophone, bilingual etc. During the research COCo also began to use the word racialized community groups instead of ethno-cultural community groups. Although racialized seemed to better describe the groups we were talking about, there was a lack of understanding and acceptance of the term amongst partners; hence ethno-cultural continues to be used for now.



participant involvement in all phases of the research (Reason & Bradbury, 2006; Jordan, 2003), that must be emancipatory and empowering (Boog, 2003), and that must also focus on action (Reason & Bradbury, 2006; Jordan, 2003) not only research. According to Flicker et al (2007), there has been an increased interest in CBAR approaches in Canada with local and national funding bodies putting out “specialized calls that demand partnership approaches” (p. 243). Flicker et al (2007) describe some of the conditions needed for CBAR to be effective: sufficient time and funding, clarity of roles and expectations, ability to put into action the results of the research, and the ability to adequately involve, in all aspects of the process, community providers, members, funders and academics. Taking into consideration these factors, this research has allowed for a three-year process, adequate funding, and a plan for follow up. COCo has also, as a community group, clearly taken the lead of the research, with support from other community groups, government and the academic researcher.

In the spirit of the CBAR approach, a questionnaire was developed, tested and analyzed with potential respondents, several leader groups in the English-speaking sector, the funder of the research (SACAIS), and Deena White, from the Université de Montréal. In creating collaborative survey designs, Flicker, Guta, Larkin, Flynn, Fridkin, Travers, Pole and Layne (2010) emphasize that surveys must be developed from the “ground up” (p.114) and therefore must involve multiple sessions, consultations and conversations, with adjustments and improvements being made along the way. Zarinpoush (2006) stresses the need for adequate time to carry out such a collaborative process in survey design. Patton (1982), for his part, states that potential for survey utilization is enhanced if stakeholders believe in, understand and have a stake in the data. Patton therefore advocates the direct involvement of stakeholders “in the painstaking process of making decisions about what data to collect and how to collect them” (p. 141).

The questionnaire asked information about the following areas: region of Québec the groups work in, demographic information of the groups (size, sector of activity, populations served), language capacity of the groups (English, French, and other languages), legal status, types of funding (from sources other than the Government of Québec as well as Québec government sources), eligibility for Québec government global mission funding and network affiliations. (For a copy of the survey questions, see **Annex I**). The questionnaire was primarily designed to elicit quantitative results, but in some cases provided respondents with a response of “Other” or “Tell us more” that allowed for qualitative (text) responses. Respondents were also permitted to leave questions unanswered with a result that the number of responses considered in each analysis varied. The survey took approximately 20-30 minutes to complete, depending on whether the group was interested in seeing if it might qualify for global funding from the Government of Québec.

An on-going review of the literature was also carried out. It identified the following themes: there is little known about the community sector whether it be in Québec or in other parts of the Western World and there is little acknowledgement and even less knowledge about the similarities and differences between ethno-cultural, bilingual and English-speaking community groups and Francophone community groups in Québec. The literature review also revealed that English-speaking populations are interested in inclusion and integration into Québec society but that the ethno-cultural, bilingual, and English-speaking communities of Québec do not represent a single voice that can/should speak collectively. Finally, a review of the literature also identified that Québec has a well-structured and funded community sector that is exemplary in the Western World yet has some important challenges to overcome including the concern that state funding can lead to groups becoming an extension of the state. (See **Annex II** for a complete literature review).

The survey was launched in regions of Québec where there is a presence of English-speaking, bilingual and ethno-cultural groups. It was carried out over a three year period. The questionnaire was developed using the on-line survey administration service: Survey Monkey. Altogether, groups from 14 regions of Québec participated in the survey (groups serving all of Québec are counted as 1 region). The breakdown of the regions according to year of participation is shown in **Table I**.

**Table I. Regions participating in survey**

Year 1 - 2009	Year 2 - 2010	Year 3 - 2011
Montréal Laval Estrie All of Québec	Outaouais Laurentiens Lanaudière Abitibi-Témiscamingue Capitale Nationale (Québec City region) Montérégie	Iles-de-la-Madeleine Côte Nord Gaspésie Chaudière Appalaches

The Nord du Québec region was not included in this survey because COCo has never had any contact with any groups in this region. No groups answered from Saguenay-Lac-Saint-Jean, Mauricie and Centre du Québec

The questionnaire was first launched with a mailing to COCo’s e-bulletin list (comprised at the time of approximately 2000 names) in April 2009 and was also distributed via other networks in the first three regions chosen (Montréal, Laval and Estrie). This random sampling approach (McMillan, 2004) was followed by a more targeted approach where a specific list of community groups was compiled (based on lists of groups COCo was able to secure) and phone calls to specific groups were made. This procedure was repeated each year in the chosen regions. Altogether, close to 800 community groups were identified and 290 completed the questionnaire. The majority of the respondents who answered the survey are the coordinator/director of the group. Of 261 reporting groups, 64.4% (168 respondents) hold this position. Staff (38 groups), board members (37 groups), collective members (4 groups), volunteers (13 groups) and one intern also filled out the survey.

Results of the survey were further analyzed by focus groups, comprised of COCo staff, selected groups that had participated in the creation of the questionnaire, and several individuals with a broad understanding of the community sector. Kreuger and Neuman (2006) state that focus groups are useful in exploratory research and in the generation of new ideas when interpreting results. Data cleaning measures were applied to all survey answers. Final data analysis was carried out using Survey Monkey, Microsoft Excel and SPSS and included descriptive statistics and cross tabulations. Qualitative data were coded by category where answers warranted it.

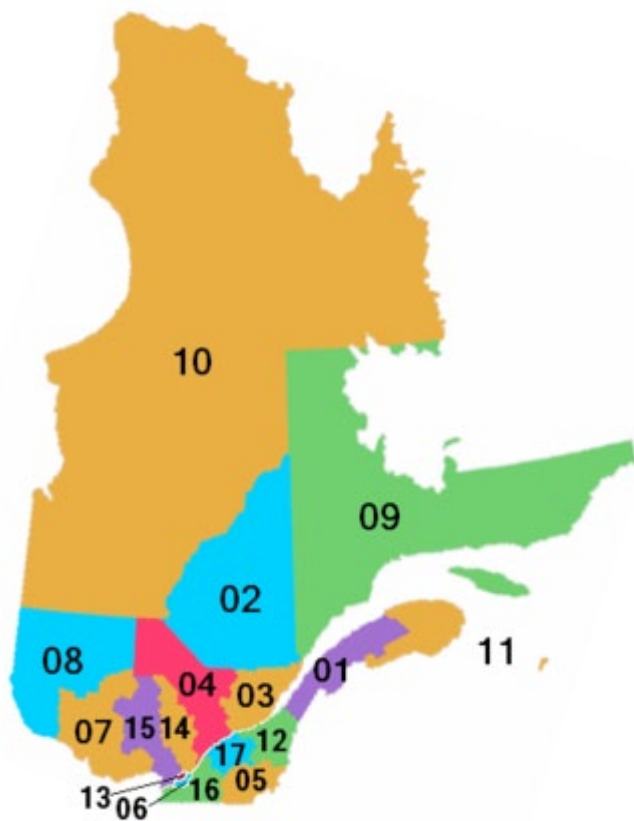
# FINDINGS

## A) REGIONS GROUPS WORK IN

### A1. Map of the regions

**Figure I** shows the regions of Québec as determined by the Québec government (Affaires municipales, Régions et Occupation du territoire du Québec, 2011). For the purposes of this study, in some cases regions were combined and in other cases, reported on separately. This was done to reflect how English-speaking communities identify themselves. (For example: Gaspésie and Iles-de-la-Madeleine were reported on separately, even though they are considered one region, as they have two distinct English-speaking communities.)

*Figure I. Map of the regions of Québec*



1. Bas St Laurent (reported on with region 11- Gaspésie)
2. Saguenay-Lac-Saint-Jean
3. Capitale Nationale
4. Mauricie
5. Estrie
6. Montréal
7. Outaouais
8. Abitibi-Témiscamingue
9. Lower North Shore (Côte Nord)
10. Nord du Québec
11. Gaspésie (includes Bas St Laurent-region 1)
12. Iles-de-la-Madeleine (reported on separately)
13. Chaudière Appalaches
14. Laval
15. Lanaudière
16. Laurentiens
17. Montérégie
18. Centre du Québec

## A2. Number of groups participating from each region

Respondents were asked to identify which region of Québec their group works in. Montréal had the highest level of participation with 146 groups responding to the survey. This number accounts for slightly more than half of the 290 participating groups. The regions with the lowest level of participation include Lanaudière, Chaudière Appalaches, and Abitibi-Témiscamingue with 2 groups each responding to the survey. **Table II** gives a full summary of the number of participating groups from each region.

*Table II. Number of groups participating from each region*

Geographic region represented	Number of groups <i>n</i> = 290	Percent
Montréal	146	50.3
Laval	18	6.2
Estrie	21	7.2
Outaouais	10	3.4
Montérégie	7	2.4
Abitibi-Témiscamingue	2	.6
Capitale Nationale	12	4.1
Laurentiens	4	1.3
Lanaudière	2	.6
Chaudière Appalaches	2	.6
Côte Nord	18	6.2
Gaspésie	6	2.0
Iles-de-la-Madeleine	10	3.4
All of Québec	32	11.0

## A3. Summary

With more than half of the respondents coming from the Montréal, this region accounts for the bulk of survey respondents. Considering that the survey targeted English-speaking, bilingual and ethno-cultural groups, this was not surprising. There was good participation from regions such as Côte Nord, Iles-de-la-Madeleine, Estrie and Outaouais; areas with higher levels of English-speaking populations. The lack of participation from Saguenay-Lac-Saint-Jean, Mauricie and Centre du Québec is also not surprising as there are few English-speakers and little representation of people from other ethno-cultural groups. Groups serving 'All of Québec' (groups with a Québec-wide mandate) are primarily located in the Montréal region (25 groups).

For a more in-depth profile of the participating groups in each of the regions, see **Annexes III –XVI: IN THE KNOW: REGIONAL PROFILES**.

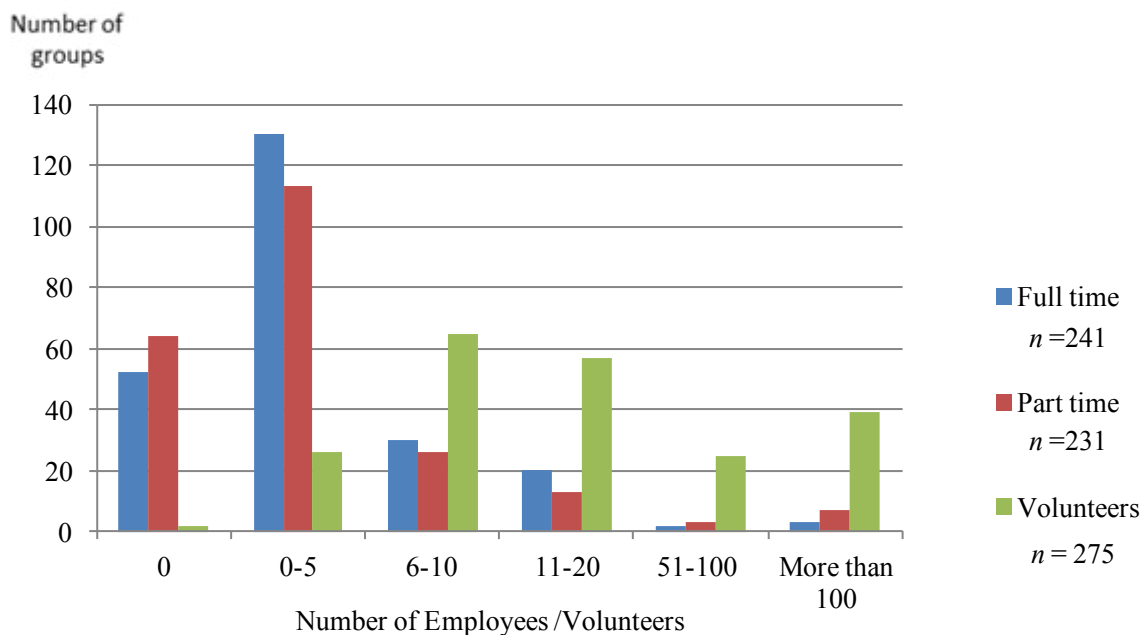


## B) PROFILE OF THE GROUPS

### B1. Size of the groups

Respondents were asked how many staff and volunteers work for their groups. This was asked to determine the size of the groups participating in the survey. They are, for the most part, small groups: the majority has between 0 and 5 full-time and part-time employees. Of 241 responding groups, 54% (130 groups) have 0-5 full-time employees, and of 231 responding groups, 48.9% (113 groups) have 0-5 part-time employees (64 groups have both 0-5 full-time and 0-5 part-time employees). Out of 275 reporting groups, 248 (90.0%) have 6 or more volunteers. See **Figure II**.

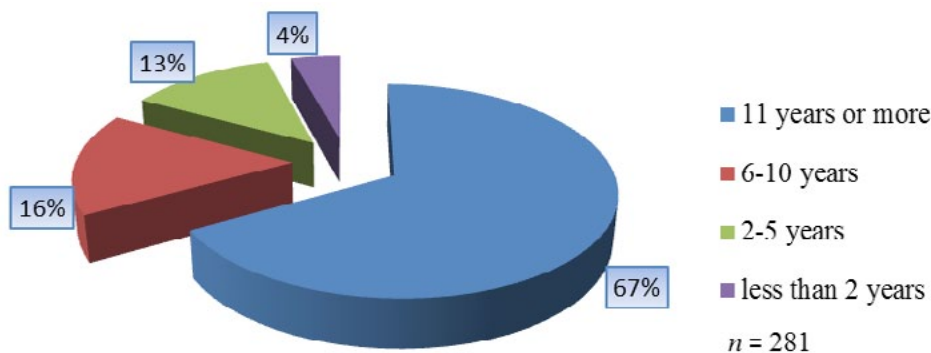
*Figure II. Size of the groups*



### B2. Length of time the groups have existed

The groups have existed for a long time: a majority of the groups participating in the survey have been in existence for 11 years or more. Of 281 reporting groups, 66.9% (188 groups) have existed for 11 years or more. 16% (45 groups) have existed for 6-10 years, 12.8% (36 groups) have existed for 2-5 years and 4.3% (12 groups) have existed for less than 2 years. See **Figure III**.

*Figure III. Length of time the groups have existed*



### B3. Primary sector of work

Another survey question asked about the primary sector of work. The highest percentage of groups work in the Health and Social Services sector with 32.2% (74 out of 230 groups) answering that this is their primary sector. 20.9% of groups (48 groups) answered that Immigration and Cultural Communities is their primary sector of work. For a full summary, see **Table III**.

It is interesting to note that 47.4% (109 out of 230 groups) chose the “Other” option when answering this question, giving their own text answer in addition to or rather than choosing one of the government categories offered. Some of the “Other” answers included: “community building and development” “mix of everything” “most of the above”.

**Table III. Primary sector of work**

Primary sector of work	Number of groups <i>n</i> =230	Percent
Health and Social Services	74	32.2
Immigration and cultural communities	48	20.9
Education	36	15.7
Arts	24	10.4
Local Regional Development	11	4.8
Advocacy	11	4.8
Employment and Social re-insertion	10	4.3
Cooperatives	6	2.6
Media and technology	5	2.2
Environment	4	1.7
Housing	1	.4

#### **B4. Primary populations served**

Respondents were asked to describe the primary populations served by their group. 24% of groups (50 out of 208) primarily serve families; while 15.9% (33 groups) primarily serve seniors and 15.4% (32 groups) primarily serve youth. For a full summary, see **Table IV**.

*Table IV. Primary populations served*

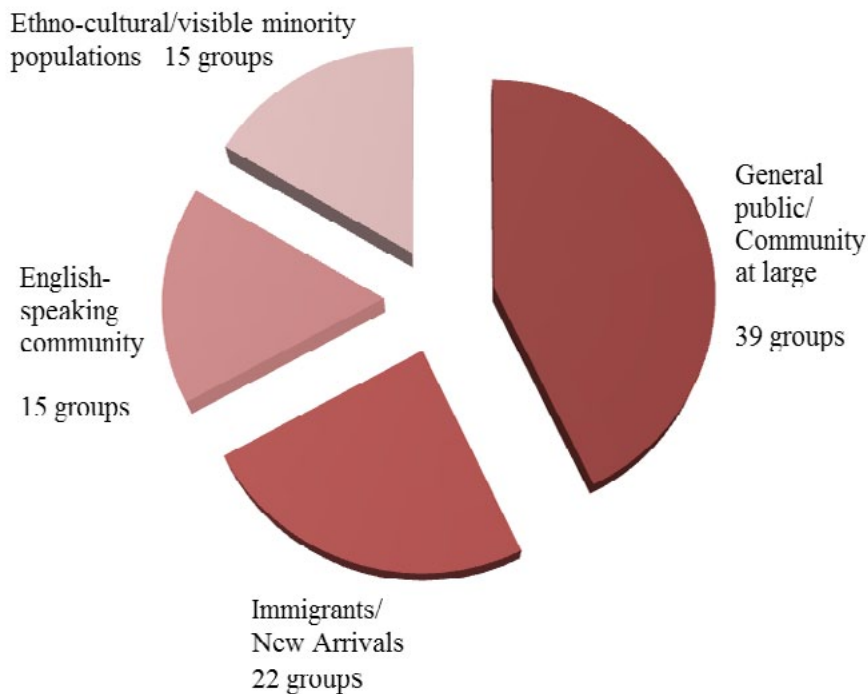
Primary populations served	Number of groups <i>n</i> =208	Percent
Families	50	24.0
Seniors	33	15.9
Youth	32	15.4
Women	25	12.0
Students	13	6.3
People with disabilities	9	4.3
Lesbian, Gay, Bisexual, Transgender, and Queer people	8	3.8
Children	8	3.8
People with mental health issues	7	3.4
Refugees	5	2.4
Men	5	2.4
Unemployed people	2	1.0
People with HIV	1	.5
Aboriginal people	1	.5
Homeless people	1	.5
People with addictions	1	.5

As in the case of sectors of work, a number of groups chose the “Other” option to provide their own answer in addition to or rather than choosing a government category. In this case, 80% (166 of 208 groups) chose the “Other” option.

**Figure IV** gives examples of some of these “Other” answers.



Figure IV. Examples of "Other" primary populations served



### B5. Number of people reached each year

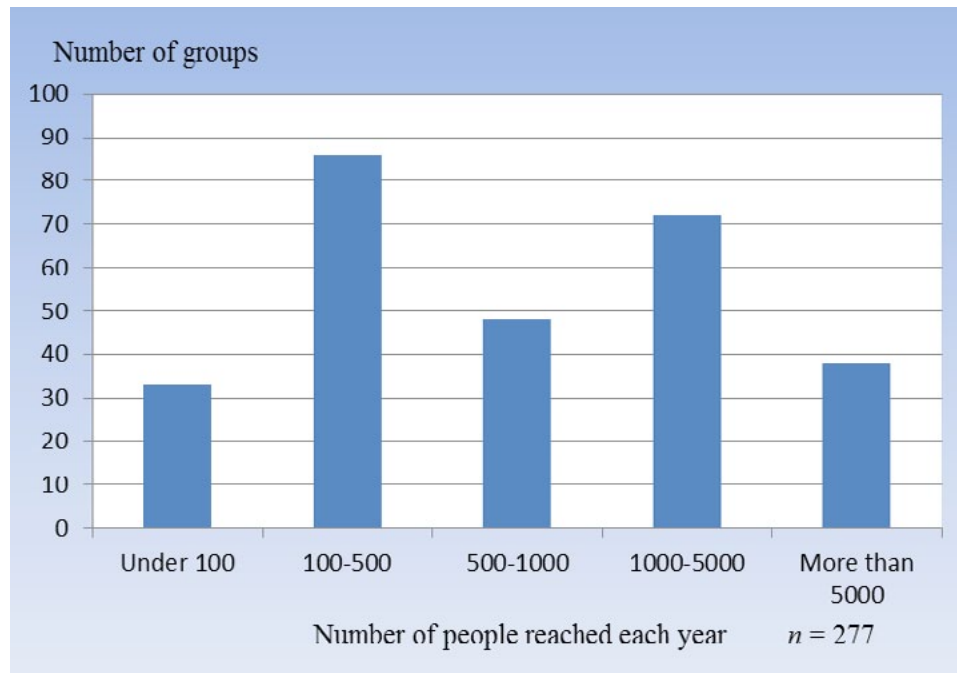
Respondents were asked how many people are reached each year by their group. Of 277 responding groups, 31% (86 groups) reach between 100 – 500 people a year. 25.9% (72 groups) reach between 1000-5000 people a year. 12% (33 groups) reach under 100 people a year, while 17.3% (48 groups) reach between 500-1000 people a year. **Figure V** summarizes these numbers.

A conservative estimate of the total number of people reached suggests these groups work with 473, 250 people; possibly as much as 36% of the community in Québec that uses English as a 'First Official Language Spoken'<sup>2</sup> (FOLS).<sup>3</sup>

2. Statistics Canada (2006) lists 8,753,895 people in Québec who use English as their FOLS out of a population of 1,317, 995.

3. This would need to be verified through further research as there is probably some overlap of who is reached by different groups.

Figure V. Number of people reached each year



### B6. Number of volunteer contribution hours each year

Another question asked the number of hours per year put in by volunteers. Out of 272 responding groups, 25.4% (69 groups) stated that volunteers contribute between 100-500 hours a year. 22.4% (61 groups) contribute between 1000-5000 hours a year, while those of 17.6% (48 groups) contribute between 500 and 1000 hours per year.

This finding suggests that there is the equivalent of approximately 268 full-time jobs provided for by volunteer hours by these groups.

### B7. Access to a website/Google map

Only 23% of the 559 groups identified in the first year of the **In the Know** project indicated having access to a website. Therefore, COCo designed a Google map, which permitted groups to offer their coordinates and give a summary of their activities; permitting them to have a web presence.

Final statistics indicated that 34% of groups do not have a website (99 out of 290 groups). Altogether, 249 of the 290 participating groups have joined this Google map. (See Google map: <https://maps.google.ca/maps/ms?ie=UTF8&hl=en&msa=0&msid=103546236201983514608.0004704004b59e3619c25&z=7>).

## **B8. Summary**

The groups participating in this survey are small, but tenacious in terms of longevity. Those groups that are larger (i.e. more than 5 people involved) rely more on volunteers than paid employees. The groups serve a large variety of populations, reach many people, respond to different social needs and involve a wide range of sectors of activity. Many groups preferred to give their own description of the populations served or sectors of activity and did not rely on government categories offered in the survey. This may indicate a problem that the groups experience in identifying their activities within the confines of these categories, which appear to be too narrow for these groups, given that some of their answers include serving the community at large or the English-speaking community in general.

## **C) LANGUAGE CAPACITY**

### **C1. Primary language used at place of work**

English is the primary language used at work by 40.2 % (114 out of 283 groups) of respondents. English and French are the primary languages used by 33.6% or 95 groups and 23.0% (65 groups) primarily use French as a language of work. See **Table V**.

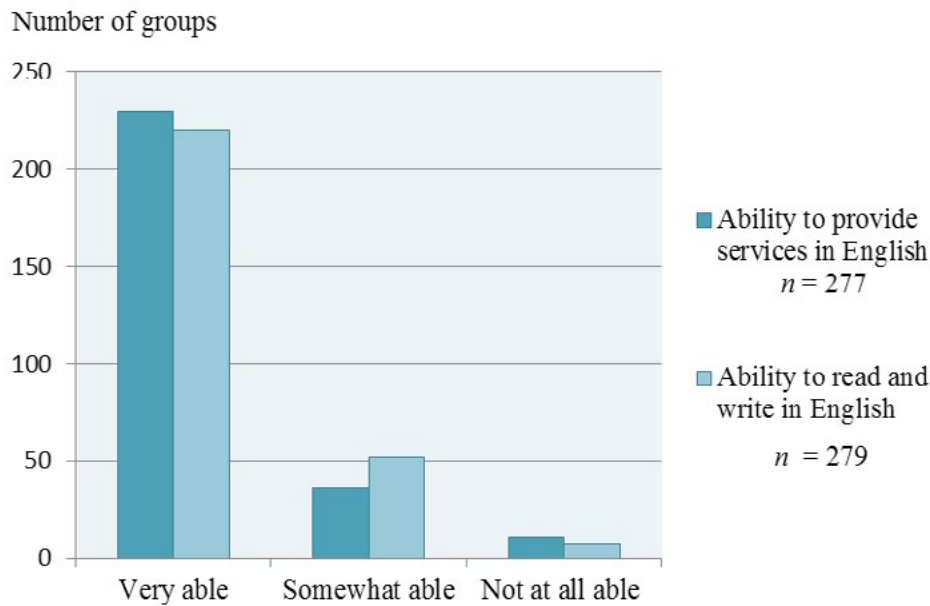
*Table V. Primary language used at place of work*

<b>Primary language used at place of work</b>	<b>Number of groups <i>n</i> = 283</b>	<b>Percent</b>
Mostly in English	114	40.2
Mostly in English and French	95	33.6
Mostly in French	65	23.0
Other language than English or French	9	3.1

### **C2. Language capacities in English**

A very high percentage of groups – 83% or 230 out of 277 reporting groups – are very able to provide services in English. 36 groups are somewhat able and 11 groups are not at all able. A high percentage of groups – 78.9% or 220 out of 279 groups – are very able to read and write in English. 52 groups are somewhat able and 7 are not at all able. See **Figure VI** for summary.

Figure VI. Language capacities in English

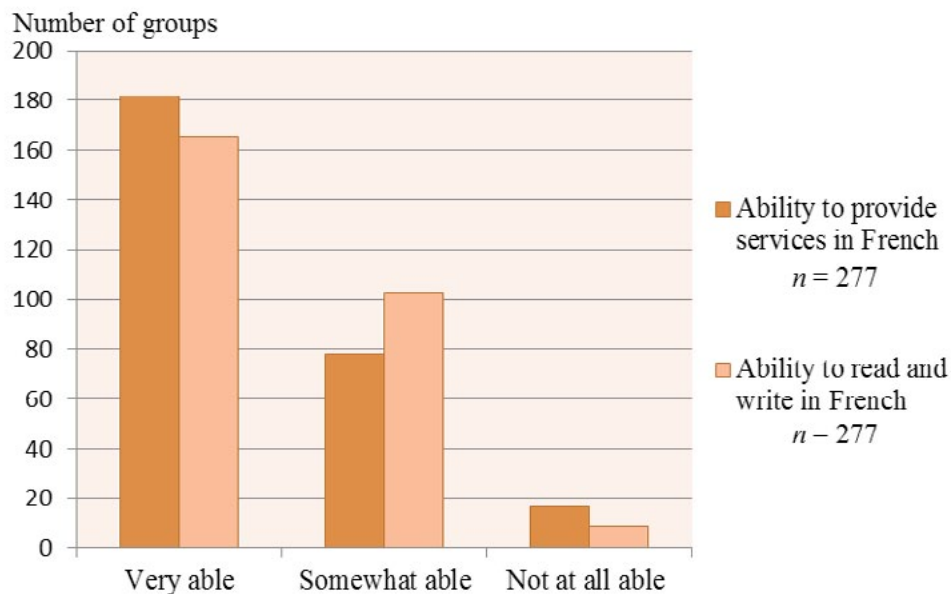


### C3. Language capacities in French

A high percentage of respondents are either very or somewhat able to provide services in French. 65.7% of respondents (182 out of 277 reporting groups) are very able to provide services in French while 28.2% (78 groups) are somewhat able. 17 groups are not at all able.

A relatively high percentage of groups are either very able or somewhat able to read and write in French. 59.6% (165 out of 277 reporting groups) are very able to read and write in French. 37.2% (103 groups) are somewhat able. 9 groups are not at all able. See **Figure VII**.

Figure VII. Language capacities in French



#### C4. Other languages

A significant minority of groups are able to function in another language in addition to English and French. 33.9% (95 out of 280 groups reporting) are able to function in another language. **Table VI** shows some examples of other languages used by the groups in their workplace.

Table VI. Examples of other languages used by groups

Spanish	36 groups	38.0%
South Asian languages (Hindi, Tamil, Urdu, Bengali)	21 groups	22.0%
Arabic	13 groups	13.7%
Filipino dialects (Tagalog and other)	10 groups	10.5%
Creole	9 groups	9.5%

#### C5. Summary

Given the fact that the survey targeted English-speaking groups, it is not surprising to see the high percentage of groups that use English as a primary language at work, or whose language capacities in English are very strong. It is interesting to note that a high percentage of groups also appear to have a functional to very good level of French. The marginality of such groups, then, is not likely due to an inability to work in French. It is also noteworthy that a significant minority of groups are able to function in another language and that many can provide services in a variety of languages. Given that this survey also targets ethno-cultural groups, this result is also not surprising.



## D) LEGAL STATUS

### D1. Legal status of the group (Not-for-profit etc.)

A very high percentage of groups – 87.1% or 250 out of 287 reporting groups – are not-for-profit organizations. 5.6% (16 groups) have no status, 2.8% (8 groups) are informal associations and 2.1% (6 groups) are cooperatives. 2.4% (7 groups) answered “I don’t know.”

### D2. Charitable status

Charitable status is obtained through the Canada Revenue Agency. Having this status allows groups to receive funding from foundations and to issue tax receipts to donors. It is therefore an important asset to a group to have charitable status, if they want to obtain certain types of funding, as long as it does not impede their advocacy work. (For details, see COCo's info-sheet “*Charitable Organizations: Limitations on Political Activities*” [http://www.coco-net.org/sites/coco-net.org/files/pol\\_limitations\\_infosheet.pdf](http://www.coco-net.org/sites/coco-net.org/files/pol_limitations_infosheet.pdf)).

Slightly more than half the groups – 50.6% or 140 of 250 groups reporting – have charitable status, while 38.4% (96 groups) do not. 14 groups (5.6%) answered “I don’t know” to this question.

### D3. Reason for not having charitable status

Out of 96 reporting groups, 42.7% (41 groups) don’t wish to apply, 24% (23 groups) don’t believe they are eligible, 21.8% (21 groups) are in the process of applying, and 11.5% (11 groups) applied but were refused.

A number of groups chose the “Other” option to explain why they do not have charitable status, preferring to explain in their own words rather than relying on the above-mentioned options in the survey. The following are some of the reasons given:



## D4. Summary

A high percentage of groups are not-for-profit organizations as are the majority of groups working in the community sector. Although slightly more than half of the reporting groups have charitable status, certain accessibility and eligibility issues are noted: many respondents don't believe they are eligible, applied but were refused or simply don't wish to apply.

## **E) FUNDING**

### E1. Annual yearly budget (last 3 years, all sources)

Most groups have a small annual yearly budget, with the highest percentage of groups (22.4% or 53 out of 237 groups reporting) having an annual budget of between \$100,000 and \$250,000. 13.9% (33 groups) having no real budget at all and are comprised of volunteers. See **Table VII** for summary.

*Table VII. Annual yearly budget (last 3 years, all sources)*

<b>Annual yearly budget (last 3 years, all sources)</b>	<b>Number of groups n = 237</b>	<b>Percentage</b>
No real budget, we all volunteer	33	13.9
Under \$25,000	20	8.4
Between \$25,000 and \$50,000	26	11.0
Between \$50,00 and \$100,000	24	10.1
Between \$100,000 and \$250,000	53	22.4
Between \$250,000 and \$499,000	45	19.0
Over \$500,000	36	15.2

### E2. Funding other than from the Government of Québec

A large number of groups receive funding from a variety of sources other than from the Québec government: the federal government, foundations, independent fundraising, fees for services and products, municipal government and in-kind support.

The highest percentage of groups receive funding from in-kind support (74% or 162 out of 219 groups) and from independent fundraising (72.9% or 159 out of 218 groups), both non-governmental types of funding. However, the survey did not ask what percentage of the annual budget came from these sources. 64.3% (or 142 of 221 groups) receive funding from the federal government. 58.3% (123 out of 211 groups) receive funding from the municipal government and 54.8% (115 out of 210 groups) receive funding from foundations. See **Table VIII**.

*Table VIII. Funding other than from the Government of Québec*

Source of funding	Number of groups receiving funding		Percent
		n	
In-kind support	162	219	74.0
Independent Fundraising	159	218	72.9
Federal Government	142	221	64.3
Fees for services and products	126	200	63.0
Municipal Government	123	211	58.3
Foundations	115	210	54.8

### E3. Summary

Although the overall yearly budget of most of the respondents is relatively small with 65.8% of groups working with under \$250,000, they have a diversity of types of funding from both government and non-government sources. Some of the results, however, may be misleading as some of these types of funding – fundraising and in-kind support, for example – may account for a very small percent of a group's overall budget.

## **F) GOVERNMENT OF Québec FUNDING**

### F1. Government of Québec project or service funding

Service or project funding is provided to finance a specific service or project, often for a limited mandate and duration. 54.7%, (134 of 245 groups reporting) receive project or service funding from the Québec government. 45.3% (111 groups) do not.

The highest number of groups receives this type of funding from the Ministry of Health and Social Services (52% or 65 out of 124 groups reporting), Emploi Québec (44% or 55 groups) and the Ministry of Immigration and Cultural Communities (27.2% or 34 groups). See **Table IX**.

*Table IX. Government of Québec project or service funding*

Name of Québec ministry from which groups receive project or service agreement funding	Number of groups <i>n</i> = 124	Percent
Ministry of Health and Social Services	65	52.0
Emploi Québec	55	44.0
Ministry of Immigration and Cultural Communities	34	27.2
Ministry of Family and Elders	23	18.4
Ministry of Education and Sports	16	12.8
Secretariat of Autonomous Community Action	7	5.6
Québec Arts and Letters Council	2	1.6

The survey also allowed respondents to fill in their own answer to this question. Some of the « Other » ministries named included: Ministry of Communications, Culture, and the Status of Women, Ministry of Economic Development, Innovation and Export Trade, and Québec Youth Secretariat.

Of 127 reporting groups, 59% (75 groups) reported that project/service funding provides for less than half of their budget, while 41% (52 groups) reported that it provides for more than half of their budget. See **Table X**.

*Table X. Project or service funding – percentage of group's budget*

Percentage of group's budget that is provided by project or service funding from Québec government	Number of groups <i>n</i> = 127	Percentage
25% or less	49	38.6
26-50%	26	20.5
51-75%	31	24.4
76-100%	21	16.5

## F2. Government of Québec global mission funding

Global mission funding, or core funding, covers the basic salaries, rent and basic activities of a group to help it fulfill its mandate. 40.3% (98 of 243 groups reporting) receive global mission funding from the Government of Québec. 52.7% (128 groups) do not. 17 of the groups reported they do not know.

Of 91 reporting groups, 64.8% (59 groups) receive global mission funding from the Ministry of Health and Social Services, and 11.0% (10 groups) receive this funding from the Ministry of Education and Sports (MELS). See **Table XI** for full summary.

*Table XI. Government of Québec global mission funding*

Name of Québec ministry from which groups receive global mission funding	Number of groups <i>n</i> = 91	Percent
Ministry of Health and Social Services	59	64.8
Ministry of Education and Sports	10	11.0
Ministry of Family and Elders	7	7.7
Ministry of Immigration and Cultural Communities	6	6.6
Québec Arts and Letters Council	5	5.5
Secretariat of Autonomous Community Action	4	4.4

Groups were allowed to answer this question by writing in their own answer. “Other” ministries from which they receive global mission funding included: Ministry of Employment and Social Solidarity, Ministry of International Relations and Ministry of Communications, Culture, and the Status of Women.

Of 99<sup>4</sup> reporting groups, 56.6% (56 groups) report that global mission funding provides for less than half of their budget, while 43.3% (43 groups) report that it provides for more than half of their budget. See **Table XII**.

<sup>4</sup> Although 98 groups answered that they receive global mission funding, 99 groups answered the questions about percentage of group's budget and the year that the group began receiving global mission funding.

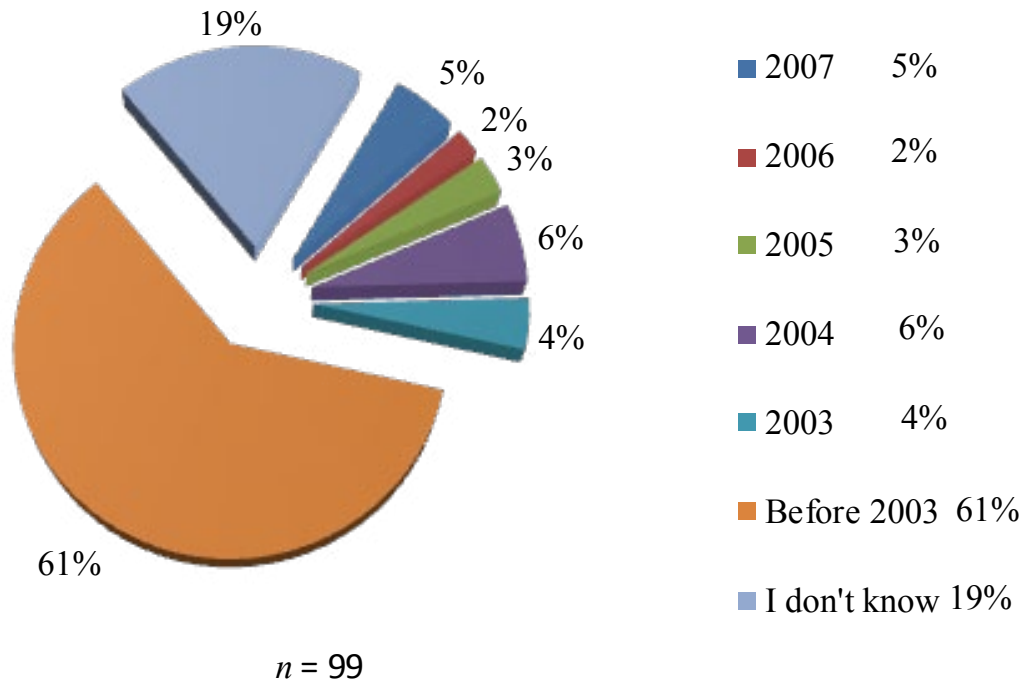


*Table XII. Global mission funding – percentage of group's budget*

Percentage of group's budget that is provided by global mission (recurring) funding from Québec	Number of groups <i>n</i> =99	Percentage
25% or less	30	30.3
26-50%	26	26.3
51-75%	25	25.3
76-100%	18	18.2

The majority of groups have not received global mission funding since 2003: of 99\* reporting groups, 60.6% (60 groups) began receiving global mission funding before 2003, and 4 groups received it during 2003 (4%). Only 16 groups (17%) have received it as of 2004. 19 groups answered “I don't know”. See **Figure VIII**. (\*See footnote above)

*Figure VIII. Year that groups began receiving global mission funding*



### F3. Relationship with Government of Québec

Respondents were asked to describe their interactions with Québec government officials or representatives. These can be project managers, elected members of the National Assembly, various other officials, etc. The highest number of groups (34.8% or 80 out of 230 reporting groups) described their relationship as “Fine”; while 26.5% (61 groups) answered that they have little contact with the Québec government. See **Table XIII** for full summary.

*Table XIII. Relationship with Government of Québec*

Description of interaction with Québec government	Number of groups <i>n</i> = 230	Percent
Fine	80	34.8
We have little contact	61	26.5
Excellent	31	13.5
Sometimes difficult	30	13.0
It depends on the contact person	16	7.0
Difficult	12	5.2

65 groups used the space provided – “Tell us more” – to answer this question in their own words. Although a number of answers displayed a neutral attitude, 22 groups indicated a good relationship with Québec government officials. Approximately 30 groups indicated that this relationship was not good. Some of the answers included:



#### F4. Relationship with Government of Québec in relation to funding

A cross tabulation was performed to see if groups receiving funding have a different relationship with the Government of Québec than those who do not.

Most of the groups who receive project or service funding or/and global mission funding rated their relationships with Québec funders as “Fine” or “Excellent”. For those receiving project or service funding, 48% (62 out of 129 reporting groups) answered “Fine” and 19.4% (25 groups) answered “Excellent.” For those receiving global mission funding, 52% (49 out of 95 reporting groups), answered “Fine” and 17% (16 groups) described the relationship as “Excellent.”

For those not receiving project or service funding or global mission funding, the highest percentage of groups answered that they have “little contact” with government funders. For those not receiving project or service funding, out of 101 groups reporting, 44.6% (45 groups) have “little contact”, while for those not receiving global mission funding, out of 120 reporting groups, 38.3% (46 groups) have “little contact”.

#### F5. Summary

Slightly over half of the groups receive service or project funding from the Government of Québec; the Ministry of Health and Social Services is the largest Government of Québec funder for all types of Government of Québec funding (over 50% of all funding).

40.3% (98 of 243 groups) responding to the survey receive global mission funding. However, the funding covers less than 50% of the overall budget for 56.6% of the groups (**Table XII**). This can be seen as problematic given that global mission funding is meant to cover core costs. 54.7%, (134 of 245 groups reporting) receive project or service contract funding. 40.9% of the groups depend on project or service funding for over 50% of their overall funding. This may entail a precarious situation for these groups because project and service funding have limited mandates or – for project funding specifically – is short-term funding.

Groups have had a much harder time, as of 2003, securing global mission funding. This may be due to the fact that there are few new funds being made available for global mission funding since then.

For more detailed reporting on the findings about Government of Québec global mission funding in relation to other funding and region/ language of the group, please see **Annex XVII: INFO SHEET: GOVERNMENT OF Québec AND GLOBAL MISSION FUNDING IN RELATION TO OTHER VARIABLES**.

Although a greater percentage of groups, compared to other categories, rate their relationships with the Government of Québec as “fine”, there is a difference in this relationship between those groups who receive Government of Québec funding and those who don't. Of the 221 groups not receiving any funding from the Government of Québec, 19.5% (43 groups) rated their relationship with the government as “Fine” compared to 49.6% (111 of 224 groups) for those who receive global or project or service funding. Asking a question like this one in a survey, however, provides limited information and was done to be able to follow up on this subject in focus groups.

## **G) ELIGIBILITY – GOVERNMENT OF Québec GLOBAL MISSION FUNDING**

### **G1. Groups not receiving global mission funding**

A very high percentage of groups have not applied for this source of funding recently: of the 119 reporting groups, 80.7% (96 groups) have not applied for global mission funding in the last 3 years (based on the year they filled out the survey). 23 groups have applied for it.

Of the 23 groups that have applied for global mission funding, 21 reported which ministry they applied to: 33.3% (7 groups) applied to the Ministry of Health and Social Services and 23.8% (5 groups) applied to the Ministry of Immigration and Cultural Communities. See **Table XIV**.

*Table XIV. Global mission funding: ministry applied to in last 3 years*

<b>Ministry to which groups applied for global mission funding</b>	<b>Number of groups n = 21</b>	<b>Percent</b>
Ministry of Health and Social Services	7	33.3
Ministry of Immigration and Cultural Communities	5	23.8
Ministry of Education and Sports	3	14.3
Québec Arts and Letters Council	3	14.3
Ministry of Family and Elders	2	9.5
Secretariat of Autonomous Community Action	1	4.8

The respondents who applied for global mission funding in the last 3 years were asked why their request for funding was refused. Of 24 reporting groups, 33.3% (8 groups) answered either “I don’t know” or “Other”. See **Table XV**

*Table XV. Reasons groups did not receive global mission funding*

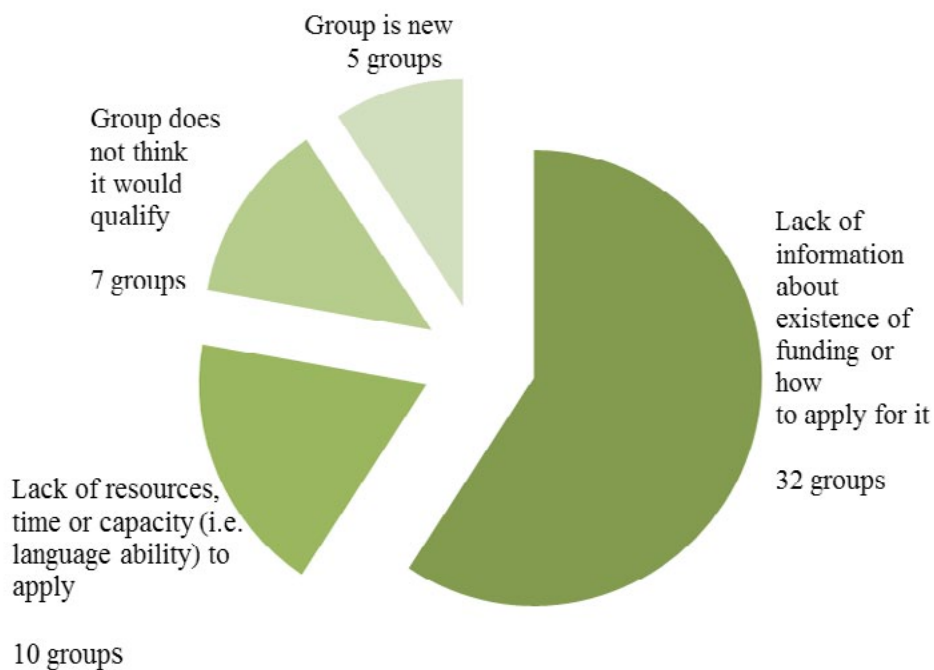
<b>Reasons that global mission funding was refused</b>	<b>Number of groups n = 24</b>	<b>Percent</b>
I don't know	8	33.3
Other	8	33.3
We're on the waiting list	5	20.8
Didn't meet the criteria	3	12.5

“Other” answers included:



The 96 groups that have not applied for global mission funding in the last three years were asked why they have not applied. This was an open-ended question eliciting qualitative (text) responses. **Figure IX** gives a breakdown of the types of answers given. The most common reason for not applying (32 comments) spoke about lack of information about the funding or how to apply for it.

*Figure IX. Examples of why some groups have not applied for global mission funding*





## G2. Interest in knowing about eligibility for global mission funding

The survey asked respondents not receiving global mission funding if the idea of having this type of funding appealed to their group. Of 115 reporting groups, a high percentage – 79.1% or 91 groups – answered “Yes” to this question. 24 groups answered “No.”

The survey also asked if those not receiving global mission funding wanted to know more about the criteria the Government of Québec would follow in order to assess eligibility for global mission funding. Of 113 reporting groups, a very high percentage – 93.8% or 106 groups – answered “Yes”. 7 groups answered “No”.

## G3. Government of Québec criteria for global mission funding

For those groups expressing an interest in knowing more about Government of Québec’s criteria for global mission funding, the survey asked a series of questions to determine possible eligibility (The questions were derived from the main requirements from the Cadre de Référence en Matière d’action Communautaire, 2004; <http://www.mess.gouv.qc.ca/sacais/action-communautaire/cadre-reference.asp>. They were chosen with the assistance of a senior official in the government. For a summary of all the questions asked to determine eligibility, see **Annex XVIII**)

### **G3a. The group must meet the definition of a community organization**

The first set of questions determined if the groups meet the criteria to be considered a community organization. A “No” response indicated that they meet the criteria, while a “Yes” response indicated that they do not. A very high percentage of groups – between 94% and 99% of reporting groups – answered “No” to this first series of questions. See **Table XVI**.

*Table XVI. Criteria to be considered a community organization*

Québec government criteria to be considered a community organization	Yes (# of groups)	%	No (# of groups)	%	n =
Is the group a foundation whose main purpose is to collect and distribute funds? (i.e. family or community foundation)	5	4.7	102	94.3	107
Is the group a religious organization promoting specific religious beliefs? (i.e. Church group, synagogue, mosque)	2	2.0	100	98.0	102
Is the group an association of professionals? (i.e. Association of professional basket weavers)	3	3.0	97	97.0	100
Is the group a political organization? (ex. Young anarchists of Québec)	0	0.0	97	97.0	97
Is the group a local or chapter of a union?	1	1.0	96	99.0	100



### **G3b. The group must meet the criteria for funding community groups**

A second set of questions was asked to determine eligibility as a 'community action organization'. Organizations meeting these requirements qualify for some Government of Québec funding but not specifically as an 'autonomous community action organization' (which represents the final criteria to receive global mission funding).

In this case, a "Yes" response indicated that they meet the criteria to be a community action organization, while a "No" response indicated that they do not. A very high percentage of groups – between 95% and 99% of reporting groups – answered "Yes" to this series of questions. See **Table XVII**.

*Table XVII. Criteria for funding community groups*

<b>Government of Québec criteria for funding community groups</b>	<b>Yes (# of groups)</b>	<b>%</b>	<b>No (# of groups)</b>	<b>%</b>	<b>n =</b>
Is the group community based, meaning it works with the community, for the community?	95	99.0	1	1.0	96
Does the group have an active associative and democratic life, meaning it actively engages with its members and offers opportunities for widespread involvement as well as clear routes for participation such as an annual general assembly, and an active board of directors?	94	99.0	1	1.0	95
Does the group maintain its autonomy from government and other groups, meaning all members of the board come from the membership and the group is free to make its own autonomous decisions without being subject to rules from a professional order or government bodies?	90	95.7	4	4.3	94

### G3c. The group must meet the criteria for funding autonomous community action groups

A third and final set of questions determined eligibility for global mission funding. These questions pertain to the autonomy of community action groups (indicating the group is an autonomous community action group). A “Yes” response indicated that they meet the criteria, while a “No” response indicated that they do not. A very high percentage of respondents – between 92% and 100% - answered “Yes” to this series of questions. See **Table XVIII**.

**Table XVIII. Criteria for funding autonomous community action groups**

Québec's government's criteria for funding autonomous community action groups	Yes (# of groups)	%	No (# of groups)	%	n =
Was the group founded as a grassroots initiative, meaning citizens organized together around an issue of concern?	83	92.2	7		90
Is the mission of the group to work towards social change, meaning the group decided without government intervention, what kind of action to take towards social transformation and the group shows it can meet the needs of the community and work towards individual and group empowerment?	76	91.6	7		83
Does the group have a global approach to the issue of concern, meaning it uses a variety of practices to address the issues (services that address the root of the problem, education, mobilizing concerned people, advocacy etc.), and works with other groups to accomplish its goals?	76	100.0	0		76
Is the group guided by a board of directors from the public at large, meaning there are no structural links to government networks?	76	100.0	0		76

Of the original 106 groups that expressed interest in knowing more about the criteria for Government of Québec global mission funding, 71.7% (76 groups) appear to meet the criteria for this type of funding.

Of the remaining 30 interested groups, they do not appear to qualify as they do not meet the criteria of working towards social change<sup>5</sup> (8.4%), were not founded as a grassroots initiative (7.8%), are a foundation (4.7%) or are not autonomous from the government (4.3%). See **Table XVII**.

## **G4. Summary**

Very few groups have applied for global mission funding in the last 3 years. Of those that did apply, many don't know why they did not receive it. Many groups seem to lack information altogether about the existence of global mission funding. These results suggest that many community groups still know very little about global mission funding and that communication is lacking between government funders and these groups.

At the same time, a very high percentage of groups not receiving global mission funding appear to be interested in knowing more about the government criteria for eligibility and a strong percentage of those interested (76 groups or 71.7 %) appear to qualify.

Moreover, there appears to be a correlation between not receiving global mission funding and being an ethno-cultural group. Ethno-cultural groups that work on integrating their community into Québec society implicitly have little opportunity to obtain global mission funding.

See **Annex XIX: INFO SHEET: ETHNO-CULTURAL GROUPS AND GLOBAL MISSION FUNDING** for details.

## **H) NETWORKS**

### **H1. Number of groups involved in networks**

Respondents were asked if they were involved in networks and to name their three most important network affiliations. Networks were defined as organized places to exchange with other concerned with similar issues. They were broken down into local (i.e. municipality or borough based youth, seniors 'tables': 'table' being defined as a place where groups working with similar citizens or on similar issues meet to share information and strategize together), regional (similar groups meeting at the more regional level; i.e. south-west of Montréal, Laval or Lower Laurentiens) or Québec-based (often known as *regroupements* or coalitions of groups with similar interests and often funded by the same Government of Québec funding body as the individual groups) networks.

While some groups belong to one network only, most groups indicated belonging to at least two or three networks. Of 290 groups, 75.2% (218 groups) indicated belonging to a first network, 55.5% (161 groups) to a second network, and 41.4% (120 groups) indicated belonging to a third network.

---

5. For global mission funding, the mission of the group must be to work towards social change, meaning the group decides without government intervention, what kind of action to take towards social transformation and the group shows it can meet the needs of the community and work towards individual and group empowerment.

## H2. Network affiliations

Respondents were asked to name their network affiliations. Networks named in order of frequency were regional networks, followed by English-speaking networks, followed by local networks, followed by Québec-wide networks and then pan-Canadian networks. A total of 298 (or 68% of mentions) were networks that are part of the broader Francophone community sector.

## H3. Length of time of network affiliation

Overall, groups have been involved in networks for a long period of time (over 10 years, 140 responses), followed by a short period of time (1-3 years, 124 responses) and then a medium length of time (4-6 years, 102 responses). For full summary, see **Table XXIX**.

*Table XXIX. Length of time of network affiliation*

Length of time of network affiliation	Total number of responses
Less than 1 year	29
1-3 years	124
4-6 years	102
6-10 years	83
More than 10 years	140

\*The total number of responses included those answering for all three network affiliations

## H4. Level of activity in networks compared to other groups

Respondents were asked to rate their level of activity in each of the three main networks they belong to compared to other groups involved in the network. The highest number of responses (218) indicate that groups are very active in their networks, followed by 192 responses which indicated average activity. See **Table XX**.

*Table XX. Level of activity in network compared to other groups*

Level of activity in network	Total number of responses
Very active	218
Average	192
Not very active	73

\*The total number of responses included those answering for all three network affiliations

Respondents who answered “Not very active” were invited to write a text response to explain in their own words why they were not very active in the networks. 66 groups used this option and offered some of the following explanations: lack of time/human resources, network contact’s pertinence to group’s activities not that high, network meetings are in French, group is new. More specifically, some of the respondents answered:



### H5. Degree of usefulness of network contact

Respondents were asked to rate the usefulness of their network contacts. An overwhelmingly high response (350 responses) rated the networks as “useful”. See **Table XXI**.

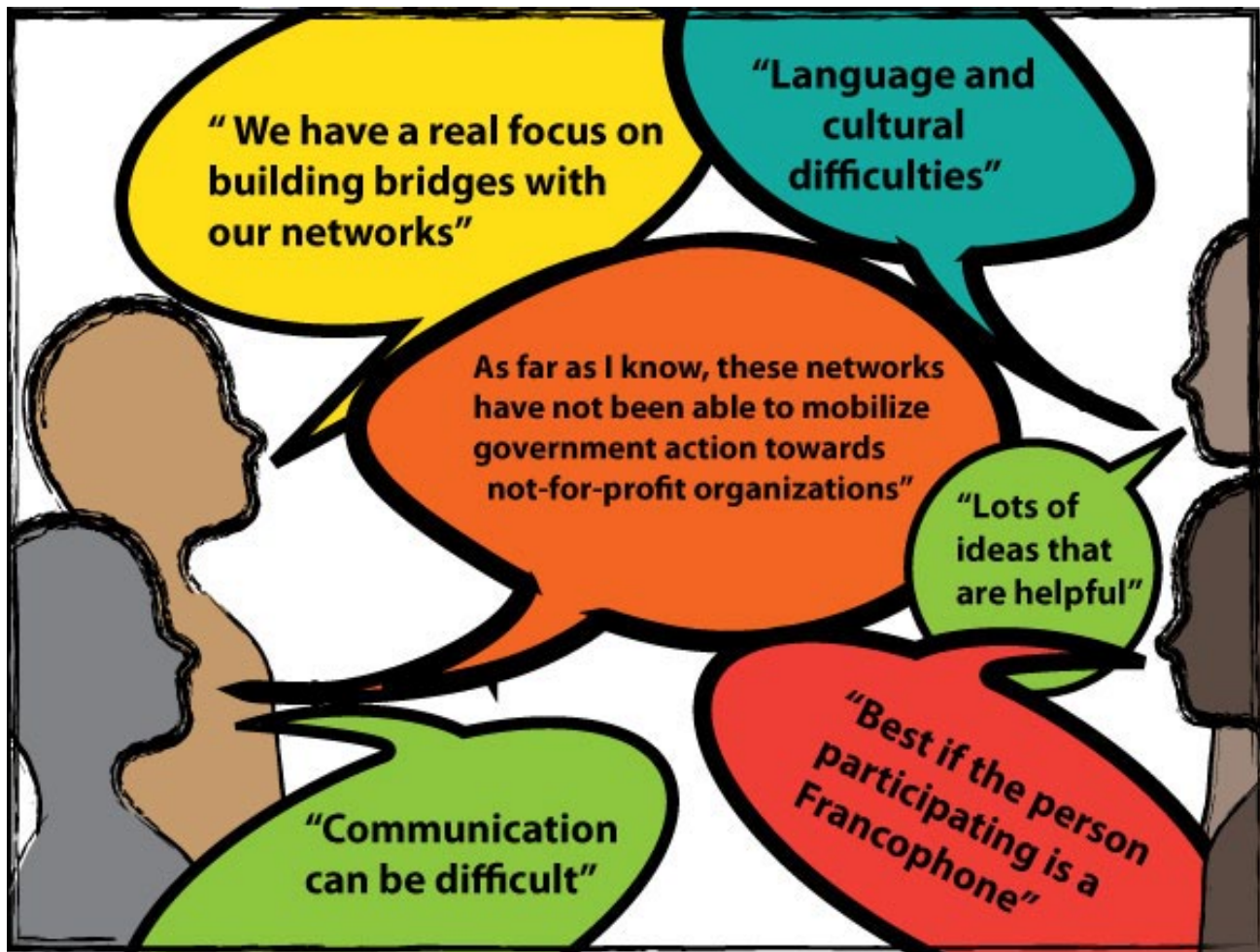
*Table XXI. Degree of usefulness of network contact*

Degree of usefulness of network contact	Total number of responses
Useful	350
Useful but difficult	96
Difficult	15

\*The total number of responses included those answering for all three network affiliations



An "Other" option was provided to those who wanted to answer this question in their own words. 44 groups chose the "Other" option and some of the answers included:



## H6. Summary

Groups appear to have a high level of participation in networks. 218 groups participate in at least one network. The highest number of responses (140 of 478 responses) indicates a long-term implication in networks (more than 10 years). A high number of responses (218 of 483 responses) indicates that groups are very active in networks and the vast majority find these network affiliations useful (350 out of 461 responses). At the same time, an undercurrent of difficulties is expressed by the groups: many, in writing their own responses (text response), express cultural and language problems, communication difficulties, and a lack of acceptance in their network affiliations. This may explain, in part, the isolation and marginality of many English-speaking or ethno-cultural groups in relation to the formal, Francophone community network system in Québec. Moreover, there is significantly less participation at the Québec-wide level (73 mentions compared to 225 for local or regional). For a more detailed analysis of the types of networks groups are active in, see **Annex XX: INFO SHEET: NETWORK ANALYSIS**.



## ANALYSIS OF THE FINDINGS

This research has identified several themes that emerge from the findings. This section explains each of these themes.

**These groups are generally small, hardy and important for meeting citizen's needs.** English-speaking, bilingual and ethno-cultural community groups are well rooted in Québec, appear to have a tenacity to continue to exist despite limited resources. They respond to many different citizen's needs.

Approximately 800 groups were identified. Of the 290 that completed the survey, a portrait begins to emerge of groups that have been in existence for quite a while (66.9% or 188 out of 281 reporting groups have existed for 11 years or more) yet are small (65.8% of groups have budgets under \$250,000) and generally rely on few staff and many volunteers (90% of 275 reporting groups have 6 or more volunteers). Most groups respond to many different social needs and involve a wide range of sectors of activity. They may work with as much as 36 % of the English FOLS (First Official Language Spoken) community. One third (or 95 out of 280 reporting groups) are able to function in languages other than English or French.

This profile reflects what COCo has been seeing in its work with groups over the past 12 years. Given the oft-minority status of citizens these groups tend to work with and the multiplicity of needs of these citizens, these groups appear to have developed many services to respond to the needs of their specific community. Specialization of programs and services appears to be, for the most part, a luxury that small populations in often isolated areas do not allow for. Yet, these groups touch the lives of many Québec citizens.

**Many of the groups participating do not appear to promote themselves beyond their local constituency.** 34% (99 out of 290 groups) groups did not have a website when they completed the survey. Although this one fact may not be indicative of a lack of interest in promoting a group's existence, the fact that many groups work with ethno-cultural and other specific communities may underscore their lack of interest in having a website as potential members or participants hear about them through word of mouth. The lack of a website may however exclude others (e.g. funders) from knowing about the group and its work.

Many of the groups participating in the survey are unknown to the Government of Québec. This became evident during a presentation to representatives of the different ministries of preliminary results in the fall of 2011 when examples of types of organizations were presented. There was a curiosity, but not knowledge, from government officials about the English-speaking, ethno-cultural and bilingual community sector.

Moreover, groups that are not funded by the Government of Québec indicated they have little contact with government officials. If groups want to be acknowledged and funded by the Government of Québec, mutually supportive relationships need to be formed.

**Many staff and/or volunteers in these groups speak French but may not be understanding and using terms and concepts in the same way the Government of Québec does.** Almost two-thirds of groups (65.7 % or 182 out of 277 reporting groups) indicated being very able to provide services in French and 28.2% (78 groups) reported being somewhat able to provide services in French. Yet, when asked to choose which sectors the group works in, 47.4% (109 out of 230 reporting groups) self-described, despite the fact that their answers could have been given in the list provided (the list provided reflects the Government of Québec categorization of sectors). Many groups do not appear to categorize their work in the same way the Government of Québec categorizes community work. As another example, during the work on this research, when asked if their group is a 'community action group' or an 'autonomous community action group', most group representatives had no idea what these terms referred to. As a final example: when comparing mission statements between those that work with ethno-cultural groups and receive global mission funding and those that don't, we noted that groups receiving global mission funding use the word 'integration' twice as often as groups without global mission funding. The groups receiving global mission funding may know that integration is a key term to use to obtain funding from the Ministry of Immigration and Cultural Communities.

It appears that speaking the same language is not enough. Understanding the use of terms and concepts is just as important. For this to occur, it may be helpful for there to be more opportunities for English-speaking, bilingual and ethno-cultural groups to share their work with Government of Québec officials. As well, groups need to be informed and educated on the history and current funding reality in Québec for them to see and explain how they are part of meeting the needs of Québécois.

**These groups may have challenges obtaining adequate funding.** Many groups have diverse sources of funding. This is a positive sign and supported as good practice in the literature (Anheier, 2000; VON, 2002). However, given that the focus of this research was on the relationship of English-speaking, bilingual and ethno-cultural groups with the Government of Québec, details about amounts of types of funding were not asked. Regardless, this research raises questions about dependency on each source of funding. For example, the data shows that there appears to be a dependency on projects/service funding for some groups given that 40.9% of groups 127 reporting groups depend on project or service funding for over half of their overall funding. This may be of concern given that service funding is for specific government mandates within a limited time frame and does not necessarily correspond to identified community needs. As well, the data shows that for groups with global mission funding (40.3% or 98 of 243 reporting groups), this funding covers less than 50% of the overall budget for 56.6% (out of 99 reporting groups) of them. If global mission funding is not covering even half of the groups budget, this may indicate that global mission funding budgets are inadequate. However, without more data, these findings remain speculative.

**A significant number of groups appear to qualify for global mission funding yet don't have it** (76 groups). The reasons for this are varied. On one hand, many groups do not seem to be aware of the funding and its requirements and, on the other hand, there have been few new funds available over the past years to allow new groups into the funding envelopes. Moreover, there is a requirement for groups to identify themselves with a 'home ministry' to obtain global mission funding. This can be difficult to do given that many of the groups participating in this study work on multiple needs. As well, information about global mission funding is not available in English and even Francophone groups often don't know about it (Blumel & Ravensbergen, 2011, p. 132).

**There is a specific challenge for ethno-cultural groups to receive global mission funding.** As shown in this study, when they do not specifically identify their work as 'integration into Québec society', groups have difficulty obtaining funding from the Ministry of Immigration and Cultural Communities. When they identify their work with a specific ethno-cultural community, there is resistance from funders because of the unwillingness to fund specific populations (RIOCM, 2008).

**Groups are involved in the broader Francophone community sector through participation in networks. However, there may be a lack of participation at the decision-making and policy-influencing levels.** This research has provided good baseline data on participation in networks. There has been an assumption (COCO, 2008) that participation in the Francophone community sector was low (although increasing over time). This was not supported by the findings. 75% of groups shared information about network involvement, with 55.5% (161 groups) being involved in more than one network. A total of 68% of 357 networks mentioned are part of the broader Francophone community sector.

However, the relatively low response rates for participation in Québec-wide networks (73 responses compared to 225 responses for involvement in local or regional networks) has raised questions about whether there is adequate leadership (or even desire) of groups in the English-speaking, bilingual and ethno-cultural community groups at the decision-making and policy influencing networks. This finding speaks to the need for more action research into this area.

Less related to this study, but asked as interest stemming from other COCo work, this research has identified that **there may be a lack of information and access to obtaining a charitable number, particularly for ethno-cultural groups.** There were 23 groups that reported not knowing if they are eligible for charitable status (this number represents 25% of 96 groups reporting on why they don't have charitable status) and 11 groups were refused charitable status (11.5% of these 96 groups). Of these 11 groups, 8 appear to serve cultural communities, and 3 serve English-speaking communities in the regions (Chaudière Appalache in particular). Obtaining charitable status is becoming an increasingly difficult endeavour (COCO, 2012; Elson, 2009) as no substantial changes to modernize the Charities Act have been made for many years; muzzling legal dissent and work on social justice issues. In fact, in recent years the government has published policy statements which clarify the act in ways that make it more difficult to obtain charitable status. This research suggests that this might be particularly true for ethno-cultural groups. Given the already-identified difficulty in obtaining global mission or core funding for these groups, they appear to be, once again, marginalized when it comes to being able to obtain funding.

## IMPLICATIONS OF THIS RESEARCH

This section identifies the implications for action coming out of this research to support the purpose of the study: a deeper recognition and inclusion of these groups in the Francophone community sector. In response to the emerging data, COCo undertook several actions over the past three years.

To respond to **the lack of public knowledge about the work of groups participating in the survey**, COCo created a google docs map so that groups are 'on the web' (See <https://maps.google.ca/maps/ms?ie=UTF8&hl=en&msa=0&msid=103546236201983514608.0004704004b59e3619c25&z=7>). In 2011, COCo received a grant called "Spread the word: Communication and Networking for Community groups in Québec" from Heritage Canada to help groups with IT support. Most recently COCo launched Commun-IT: a project to help groups, in part, use internet technologies to promote themselves (<http://commun-it.ca/>).

**Information on funding from the Government of Québec** continued via COCo activities. Specifically, info-COCo's (free consultation sessions) have been given to interested groups to explain funding requirements and 'e-note's (feature article in the monthly COCo e-bulletin; available from <http://coco-net.org/current-e-bulletin>). In April 2010, COCo partnered with the Réseau québécois de l' action communautaire autonome (RQ-ACA)<sup>6</sup> to hold an information session on the history and current context of funding from the Government of Québec. More work is needed in this area for interested groups. Better info sheets need to be developed.

**COCo shared the emerging data with government staff** at a Comité Interministériel<sup>7</sup> meeting in January 2011 and more informally at a SACAIS event in the Fall of 2011. **Emerging data was also presented 10 times to community groups and networking events** connected with COCo's work.

Lastly, COCo presented the data at the Action Francophone pour le Savoir (ACFAS) conference in 2010, 2011 and 2012. An article on Year One data was published with the Journal for Eastern Township Studies in April 2011 and a summative article is being written about the overall findings of the research.

More actions are needed. This research identifies several potential avenues that COCo would like to explore with its network.

- 1) **Do groups see the need for fuller participation or collaboration of members of the English-speaking, ethno-cultural and bilingual community sector in places of greater leadership in the Francophone community sector?** What would this look like? Where do strategic spaces and opportunities exist? What kind of capacity building support is needed?

---

6. For a description of and link to RQ-ACA, see ANNEX XXI: LIST OF ACRONYMS AND DEFINITIONS.

7. A Québec government committee that brings together representatives from the ministries that fund community work (through the application of the *Politique de reconnaissance et de soutien à l'action communautaire* ).

- 2) **How to provide more education to interested groups in the English-speaking, ethno-cultural and bilingual community sector about the Francophone community sector.** This could include information about the Francophone community sector's history, how it is organized and how to participate more fully in it.
- 3) **How to foster stronger links and dialogue between the Government of Québec and the English-speaking, ethno-cultural and bilingual community sector.**
- 4) **Do we want to have a more precise idea of who is part of the English-speaking, bilingual and ethno-cultural community sector network?** Do we need to more fully understand how these groups have emerged, survived and thrive? This could include, among other questions, the specific details on the number of groups, their history and legal status, funding details, the contribution they make to Québec society, the monetary value of their work, who is active in the Francophone community sector, how these groups became involved and what the challenges are.
- 5) The glimpse that this research has given us into the profile of these community groups underscores the rich diversity and history of this element of the Québec community sector. **Is there an interest in documenting the history and contribution of the English-speaking, bilingual and ethno-cultural community sector to the overall development of the community sector in Québec** and to social action in Québec?

## CHALLENGES OF THE STUDY

This research has been well situated in terms of time frame, funding and partnerships support. The main challenge it faced was participation. Initial call-outs for participation were met with a muted response. Follow-up calls, visits to locations where groups congregate and collaboration with local organizations in several regions were more successful in generating participation.

Secondly, given that the survey was self-administered, there was some concern about the reliability about some of the answers such as language capacity in French. There was also a concern about the relevance of some data such as relationships with the Government of Québec, and the lack of details about groups' funding. The last two concerns were recognized going into the process with the acknowledgement that asking more detailed questions in these areas could jeopardize the completion of the survey.

Finally, asking groups to go on-line to complete a survey was a challenge. Many participants needed to be walked through the process as an on-line survey was a new tool for them. COCo has taken this experience as an opportunity to introduce more groups to on-line surveys as one form of data collection.

## NEXT STEPS

COCo plans to provide follow up work to this research by:

- Continuing to offer information to interested groups about how funding from the Government of Québec works (via the e-bulletin, website and Info COCo's).
- Encouraging groups we work with to become or stay involved in appropriate networks , *regroupements*, *tables* and coalitions in the Francophone community sector .
- Working with interested groups to find the appropriate funding sources.
- Following up with potential partners on the themes identified in the section on implications of the research and further action to be explored.

## CONCLUSION

Historically, little has been known or documented about the English-speaking, bilingual and ethno-cultural community groups working throughout the various regions of Québec. This research project, **In the Know: Identifying multiple aspects of Québec's community sector**, has been an attempt to fill these gaps by identifying approximately 800 of these groups and by looking more closely at the 290 groups who took part in the study. The research and its resulting documentation represent one of the few studies carried out in Québec that specifically address these community groups and the work they do. It is also a wonderful example of how community-based action can be successfully implemented.

There is much appreciation of SACAIS for supporting this work financially and morally and to the groups who participated in the study. They make important contributions to the goals of the Government of Québec in the area of social development and the elimination of exclusion (Government of Québec, 2001, p. 16). They need to be more fully understood and supported to reach their potential.



# ANNEX I

COPY OF THE SURVEY <http://www.surveymonkey.com/Default.aspx>



**Welcome!**

Le questionnaire est aussi disponible en français. Pour la version française [cliquez ici](#)

**Thanks for helping the Centre for Community Organization (COCO) develop a better understanding of the ethnocultural, bilingual and English-speaking groups in Quebec and their relationships with the provincial government.**

**COCO is a provincial non-profit organization that promotes social justice, active citizenship and just socio-economic development by encouraging healthy community groups in Quebec through made-to-measure training, consultations, community learning events in English and French.**

**This survey is a part of a project supported by the Secrétariat à l'action communautaire autonome et aux initiatives sociales to help develop a better understanding of the diversity of groups working for social change in Quebec. We hope that you'll share our experience to help us paint a more accurate picture of our communities.**

**If you would like assistance in filling out this survey, call Sarah at COCo at 514-849-5599 or toll-free at 1-866-522-2626. She can also meet in person if that would be easier.**

**Information you provide here is confidential. Reports on results will not include detailed information naming specific groups. At the same time, we would like to use this opportunity to compile a list of groups who participate and their work to put on our website. You will have the opportunity to tell us whether or not you are interested in being listed as a resource for others through our website.**

**Let's get started!**

1/

1. Your name

2. Your email address (only to be used for correspondence about this project)

3. Which of the following best describes your position with the group?

- |  |   |
|--|---|
| <input type="radio"/> Director/coordinator | <input type="radio"/> Board member      |
| <input type="radio"/> Staff                | <input type="radio"/> Volunteer         |
| <input type="radio"/> Intern/stagiaire     | <input type="radio"/> Collective member |

Other (please specify)

4. What were/was your first language(s)

- Both French and English
- French
- English

Other(s) (please specify)

5. What is the name of the group you work with?

6. Please provide the following contact information for the group:

Street address

City

Province

Postal code

Phone number

Fax number

Website

Email

### 3. Please tell us about the work the group does

1. What is the group's purpose or mission? (ex. To eliminate poverty through popular education and advocacy services for the underemployed)

2. Can we share your group's purpose, address, phone number, email and website through our website?

- Yes, use the information I provided above
- No

If you'd like different information to be shared on our site, please enter it

below

3. Which of the following choices best describes the sector the group is a part of, or the kind of work that you do?

- Arts
- Immigration and cultural communities
- Health and social services
- Employment and social re-insertion
- Media and technology
- Cooperatives
- Education
- Housing
- Environment
- Local regional development
- International development
- Advocacy/defense des droits

Other (please specify)

4. Which of the following best describes the populations your group works with?

Population

We work mostly  
with:

But we also work  
with:

Other (please specify)

5. On the average, how many different people does your organization reach each year?

- Under 100
- 100-500
- 500-1000
- 1000-5000
- More than 5000

6. Which option best describes the geographical region(s) served by your group?

- |  |   |
|--|---|
| <input type="radio"/> All of Quebec        | <input type="radio"/> Monteregie            |
| <input type="radio"/> Montreal             | <input type="radio"/> Capitale nationale    |
| <input type="radio"/> Laval                | <input type="radio"/> Chaudiere-Appalaches  |
| <input type="radio"/> The Easter Townships | <input type="radio"/> Centre du Quebec      |
| <input type="radio"/> Estrie               | <input type="radio"/> Gaspesie              |
| <input type="radio"/> Outaouais            | <input type="radio"/> Iles-de-la-Madelaines |
| <input type="radio"/> Laurentiens          | <input type="radio"/> Cote Nord             |

- Lanaudière
- Lower North Shore
- Abitibi-Temiscamingue

#### 4. Tell us more

We'd like to take this opportunity to learn a bit more the people that work with your group.

1. How many people work for the group

Number people

Full time	<input type="text"/>
Part time	<input type="text"/>
Unpaid volunteers, including board members	<input type="text"/>

2. How many hours do volunteers contribute each year?

- under 100
- 100-500
- 500-1000
- 1000-5000
- 5000-10 000
- More than 10 000 hours

#### 5. Tell us about language

This section asks you to reflect on the staff and volunteers who work with the group and their level of

comfort working in different languages.

1. Which best describes the languages used by your group?

- We work mostly in English
- We work mostly in French
- We work in English and French
- We work mostly in a language other than French or English

What other languages does your group work in? (please list)

2. How able is your group to provide services in English?

- Very able
- Somewhat able
- Not at all able

3. What is your group's capacity to read and write in English? (mail, articles, letters)

- Very able: many of us can
- Somewhat able: some of us can
- Not at all able: none of us can

4. How able is your group to provided services in French?

- Very able
- Somewhat able
- Not at all able

5. What is the group's capacity to read and write in French? (mail, articles, letters)



- Very able: many of us can
- Somewhat able: some of us can
- Not at all able: none of us can

6. Does the group function in other languages?

- Yes
- No

Which ones? (please specify)

## **6. Tell us about the legal status of the group**

1. How long has the group existed?

- Less than 2 years
- Between 2 and 5 years
- Between 6 and 10 years
- 11 years or more
- I don't know

## **7. About charitable status**

1. Does the group have charitable status?

- Yes
- No
- I don't know

## **8. Since the group doesn't have charitable status...**

1. Why not?

- We are in the process of applying
- We tried but were refused
- We don't wish to apply
- We believe we are not eligible

Other (please specify)

## 9. Tell us about funding

1. What is the group's average yearly budget, considering the last 3 years from all sources?

- No real budget, we all volunteer
- Under \$25,000
- Between \$25,000 and \$50,000
- Between \$50,000 and \$100,000,
- Between \$100,000 and \$250,000
- Over \$250,000
- Over \$500,000

2. Please indicate what kinds of funding you have received over the last 3 years. Choose any that apply. We will be asking about provincial funding next.

Yes

No

Federal government

\*Please indicate what kinds of funding you have received over the last 3 years. Choose any that apply. We will be asking about provincial funding next. Federal government Yes

Federal government No

Foundations	<input type="radio"/> Foundations Yes	<input type="radio"/> Foundations No
Independent fundraising	<input type="radio"/> Independent fundraising Yes	<input type="radio"/> Independent fundraising No
Fees for services or products	<input type="radio"/> Fees for services or products Yes	<input type="radio"/> Fees for services or products No
Municipal government	<input type="radio"/> Municipal government Yes	<input type="radio"/> Municipal government No
In-kind support	<input type="radio"/> In-kind support Yes	<input type="radio"/> In-kind support No

### 10. Tell us about provincial funding relationships

1. In general, how would you describe your interactions with the provincial government? (ex. elected members of the National Assembly, project managers, bureaucrats, government initiated consultations)

- Excellent
- Fine
- Sometimes difficult
- Difficult
- We have little contact
- It depends on the contact person

Please tell us more

2. Does your group receive project funding, or service agreement funding from the provincial government?

- Yes

No

## 11. Provincial project funding

1. Which Quebec ministries do you receive project funding from? (Check all that apply)

- Emploi Québec
- Ministère de la Santé et des Services Sociaux (MSSS or Ministry of health and social services)
- Ministère de l'Immigration et Communautés Culturelles (Ministry of Immigration and Cultural Communities)
- Ministère de la Famille et des Aînés (MFA or Ministry of Family and Elders)
- Ministère de l'Éducation, du Loisir et du Sport (MELS or Ministry of education and sports)
- Le Conseil des arts et des lettres du Québec (CALQ or Quebec Arts and Letters Council)
- Secrétariat à l'action communautaire autonome et aux initiatives sociales (SACAIS or Secretariat of autonomous community action)

Other (please specify)

2. On average, what is the percentage of the groups budget that is provided for by projects or service agreements?

- 25% or less
- 26-50%
- 51-75%
- 76-100%

## 12. A. Global Mission funding

1. Does the group receive global mission funding (recurring or ongoing funds to support the core work of an organization) from the provincial government?

Yes

- No
- I don't know

### **13. B. Global Mission funding**

1. What percentage of the budget is covered by global mission (recurring) funding from Quebec?

- 25% or less
- 26-50%
- 51-75%
- 76-100%

2. Which ministry do you receive funding from?

- Ministère de la Santé et des Services Sociaux (MSSS or Ministry of health and social services)
- Ministère de l'Immigration et Communautés Culturelles (Ministry of Immigration and Cultural Communities)
- Ministère de la Famille et des Aînés (MFA or Ministry of Family and Elders)
- Ministère de l'Éducation, du Loisir et du Sport (MELS or Ministry of education and sports)
- Le Conseil des arts et des lettres du Québec (CALQ or Quebec Arts and Letters Council)
- Secrétariat à l'action communautaire autonome et aux initiatives sociales (SACAIS or Secretariat of autonomous community action)

Other (please specify)

3. When did you begin receiving these funds?

- 2007
- 2006

- 2005
- 2004
- 2003
- Before 2003
- I don't know

**14. A. Since the group doesn't receive global mission funding**

1. Have you applied in the last 3 years?

- Yes
- No

**15. B. Since the group doesn't receive global mission funding**

1. To which ministry did the group apply?

- Ministère de la Santé et des Services Sociaux (MSSS or Ministry of health and social services)
- Ministère de l'Immigration et Communautés Culturelles (Ministry of Immigration and Cultural Communities)
- Ministère de la Famille et des Aînés (MFA or Ministry of Family and Elders)
- Ministry of immigration and cultural communities
- Ministère de l'Éducation, du Loisir et du Sport (MELS or Ministry of education and sports)
- Le Conseil des arts et des lettres du Québec (CALQ or Quebec Arts and Letters Council)
- Secrétariat à l'action communautaire autonome et aux initiatives sociales (SACAIS or Secretariat of autonomous community action)

Other (please specify)

2. Why was the group refused funding?



- Didn't meet the criteria
- We're on the waiting list
- I don't know
- Other (please specify)

## **16. Why haven't you applied?**

1. Why hasn't your group applied for global mission funding with the Quebec government?

## **17. Level of interest in global mission funding**

1. Does the idea of establishing global mission funding from the Quebec government appeal to the group?

- Yes
- No

## **18. Global mission funding requirements**

1. Would you like to know more about the criteria that the government would follow to assess your eligibility for global mission funding?

- Yes
- No

## **19. A. Is your group a community organization - as defined by the Quebec government?**

1. Is your group a foundation whose main purpose is to collect and distribute funds? (i.e. family or community foundation)

- Yes

Foundations	<input type="radio"/> Foundations Yes	<input type="radio"/> Foundations No
Independent fundraising	<input type="radio"/> Independent fundraising Yes	<input type="radio"/> Independent fundraising No
Fees for services or products	<input type="radio"/> Fees for services or products Yes	<input type="radio"/> Fees for services or products No
Municipal government	<input type="radio"/> Municipal government Yes	<input type="radio"/> Municipal government No
In-kind support	<input type="radio"/> In-kind support Yes	<input type="radio"/> In-kind support No

### 10. Tell us about provincial funding relationships

1. In general, how would you describe your interactions with the provincial government? (ex. elected members of the National Assembly, project managers, bureaucrats, government initiated consultations)

- Excellent
- Fine
- Sometimes difficult
- Difficult
- We have little contact
- It depends on the contact person

Please tell us more

2. Does your group receive project funding, or service agreement funding from the provincial government?

-

**25. B. The Government of Quebec's Criteria for funding community groups**

1. Does the group have an active associative and democratic life, meaning it actively engages with its members and offers opportunities for widespread involvement as well as clear routes for participation such as an annual general assembly, and an active board of directors?

- Yes
- No

**26. C. The Government of Quebec's Criteria for funding community groups**

1. Does your group maintain its autonomy from government and other groups, meaning all members of the board come from the membership and the group is free to make its own autonomous decisions without being subject to rules from a professional order or government bodies?

- Yes
- No

**27. A. The Government of Quebec's Criteria for funding autonomous community action groups**

1. Was your group founded as a grassroots initiative, meaning citizens organized together around an issue of concern?

- Yes
- No

**28. B. The Government of Quebec's Criteria for funding autonomous**

### **community action groups**

1. Is the mission of the group to work towards social change, meaning the group decided without government intervention, what kind of action to take towards social transformation and the group shows it can meet the needs of the community and work towards individual and group empowerment?

- Yes
- No

### **29. C. The Government of Quebec's Criteria for funding autonomous community action groups**

1. Does the group have a global approach to the issue of concern, meaning it uses a variety of practices to address the issues (services that address the root of the problem, education, mobilizing concerned people, advocacy etc.), and works with other groups to accomplish its goals?

- Yes
- No

### **30. D. The Government of Quebec's Criteria for funding autonomous community action groups**

1. Is the group guided by a board of directors from the public at large, meaning there are no structural links to government networks?

- Yes
- No

### **31. It appears as though the group meets all the criteria**

1. Can we contact you to participate in a focus group discussion about provincial, global mission funding challenges at a later date?

- Yes
- No

### **32. It doesn't look like you meet the criteria**

No

**20. B. Is your group a community organization?**

1. Is the group a religious organization promoting specific religious beliefs? (i.e. Church group, synagogue, mosque)

Yes

No

**21. C. Is your group a community organization?**

1. Is your group an association of professionals? (i.e. Association of professional basket weavers)

Yes

No

**22. D. Is your group a community organization?**

1. Is your group a political organization? (ex. Young Anarchists of Quebec)

Yes

No

**23. E. Is your group a community organization?**

1. Is your group a local or chapter of a union?

Yes

No

**24. A. The Government of Quebec's Criteria for funding community groups**

1. Is the group community based, meaning it works with the community, for the community?

Yes

No

- Average
- Not very active

If not very active, why not?

4. How would you describe the experience?

- Useful
- Useful but difficult
- Difficult

Other (please specify)

### **34. B. Tell us about your 2nd most important network**

1. Please name another network, regroupement, coalition, federation, association, table de concertation or table de quartier that the group is a part of

2. How long has the group been a member?

- Less than a year
- 1-3 years
- 4-6 years
- 6-10 years
- More than 10 years

3. Compared to other members, how active are you in this group or network?

- Very active
- Average



Not very active

If not very active, why not?

4. How would you describe the experience?

Useful

Useful but difficult

Difficult

Other (please specify)

### **35. C. Tell us about your 3rd most important network**

1. Please name a network, regroupement, coalition, federation, association, table de concertation or table de quartier that the group is a part of

2. How long has the group been a member?

Less than a year

1-3 years

4-6 years

6-10 years

More than 10 years

3. Compared to other members, how active are you in this group or network?

Very active

Average

Not very active

If not very active, why not?

4. How would you describe the experience?

- Useful
- Useful but difficult
- Difficult

Other (please specify)

### **36. Thanks for your help!**

Thanks for helping the Centre for Community Organization (COCO) develop a better understanding of the ethnocultural, bilingual and English-speaking groups in Quebec and their relationships with the provincial government.

If you're interested in talking with someone from COCo about your group and how we might support the work you're doing, give us a call at 514 849-5599, 1 866 552-2626 or write Sarah at sarahb@coco-net.org.

Two more questions before you go...

1. Would you like to receive a copy of the final report by email?

- Yes
- No

which email address?

2. COCo sends out a monthly electronic newsletter highlighting shifts in the community sector, publicizing events, job-postings etc.

Would you like to receive COCo's monthly community e-bulletin?

- Yes
- No

I already receive the e-bulletin

Which email address should we add?

## ANNEX II

### LITERATURE REVIEW

To help us fully understand what is known about ethno-cultural, bilingual and English-speaking community groups, their relationship with the Québec government and the challenges in doing this type of research, a review of the literature was undertaken to clarify the basic concepts that inform the work. The following are the basic themes found in the research.

#### Little is known about the community sector

The community sector is large and diverse. It is not defined consistently and is not well documented. There are still many gaps in our understanding of it. This is true of the sector in the Western World, Canada, and in Québec (Brock, 2003; Alliance de recherche universités-communautés en économie sociale, 2006; Scott, 2003; White, 2001; White et al, 2008). For example, the evaluation of the implementation of the *Politique de reconnaissance et de soutien à l'action communautaire* carried out by Ms. Deena White and her research team at the University of Montréal (2008) mentions that there are community actors who are little or not at all known by the government.

The size of the sector is itself difficult to determine. In 2003, COCo attempted to estimate the number of community groups working in English in Québec. At that time it was hypothesized that the figure was at least 2,500 (COCO, 2003). This was based on comparing quantitative data from various sources. We know that the non-profit sector in Québec is larger than any other province (per capita). We also know that many of these organizations are not defined as community organizations using the *Politique de reconnaissance et de soutien de l'action communautaire* definition. Many are classified as sports and recreation groups (L'alliance de recherche universités - communautés en économie sociale, 2006). We also know there are over 50,000 non-profit organizations in Québec registered with the Inspecteur Générale (other non-profits are registered with the Federal Government) and approximately 4000 non-profits are funded through core funding by diverse ministries in the Québec government with another 1000+ funded by various ministries via service and project funding (Ministère de l'Emploi et de la Solidarité sociale, 2007).

Not knowing the actual number of groups we are trying to reach, who they are, and their contact information made the outreach for the survey difficult. Therefore one key element of the research was to use the questionnaire to develop a portrait and contribute to a basic understanding of parts of the sector.

#### There is little acknowledgement and even less knowledge about the similarities and distinctions or differences between ethno-cultural, bilingual and English-speaking community groups and Francophone community groups in Québec

For the most part, the particularities or distinctions of ethno-cultural, bilingual and English-speaking community groups in Québec are not acknowledged. White et al (2008) note this lack and see these groups, along with other non-recognized Francophone groups, as little or not at all known. In speaking about the relationship between the state and community organizations in the area of health and social services, Jette (2008) refers to the fact that there is a lack of acknowledgement of English-speaking or ethno-cultural differences. COCo, in its proposal for funding this research, spoke about '*les groupes communautaires*

*invisibles*’ (invisible community groups). *‘Les autres communautaires’* (the other community groups) is a term that surfaced during the research project to describe the many parts of the community sector in Québec, which are invisible to some but very visible and active in their local settings.

Identifying what the differences and distinctions are, as well as the similarities with the broader Francophone organizations, is a first step to understanding these *‘autres communautaires’*. Without this information it is difficult to encourage the full participation of these *‘autres communautaires’* in the broader Québec community movement.

#### The English-speaking population is interested in inclusion and belonging to Québec society

In writing about the evolution of Québec’s English-speaking community, Jedwab (2004) traces the history of the Anglophone population from having to (individually and collectively) renegotiate its minority status of the 1970’s to its current position where it is a broader community that includes ethno-cultural communities that use English as their first official language spoken (with French or English as the two choices). This English-speaking community is interested in inclusion and belonging in Québec society. Other recent research has shown that English-speaking youth want to stay in Québec, contribute to Québec society, be bilingual and foster better relations with Francophone youth (Québec Community Groups Network, 2009). Artistic organizations working in ‘non-specifically European traditions’ (the majority not using French as their first language) also wants to be included and recognized in Québec. A coalition of groups lament the fact that the government strongly insists on the intercultural aspect of Québec society, but this recognition is not translated into the practice of a just policy that would fund cultural community artists equally (Stand Firm, 2008).

However, the lack of knowledge about the English-speaking community groups makes it hard to know how to move specifically towards inclusion and belonging.

#### The ethno-cultural, bilingual and English-speaking communities of Québec are not one community that can nor should speak collectively.

Each cultural community has its own unique history and the English-speaking community has historically not spoken as one voice (Jedwab, 2001; QCGN, 2007). This is not uncommon among cultural communities. Speaking as one voice is not necessarily desired. What is needed is an understanding of how the state functions and an ability to participate, appropriately and in a desired fashion, with the broader community sector. This also requires that the state has an understanding of the diversity and complexity of these *‘autres communautaires’*.

#### Québec has a well-structured and funded community sector that is exemplary in the Western World yet having some important challenges to overcome

Québec has more non-profits per capita than any other province in Canada and a large proportion of the funding for these groups comes from the Québec government (L’Alliance de recherche universités-communautés en économie sociale, 2006). The *Politique de l’action communautaire autonome* outlines one of the most progressive and sophisticated state-third sector relations in Canada (White, 2001). It is distinctive and very progressive within the rest of the Western world (Sotomayor & Lacombe, 2006; White et al, 2008). This is to be applauded. The hard work over the years that went into making this possible needs to be acknowledged.

However, our experience at COCo suggests that ethno-cultural, bilingual and English-speaking community groups do not, by and large, benefit from this policy. Moreover, an evaluation of the *Politique* (White et al, 2008) identified some important questions that reflected our experience at COCo; suggesting there are some important challenges to overcome in the *Politique*. These include:

- ✓ the *Politique* is simply a policy, not law. Therefore government departments are not required to fulfill it (White et al, 2008). This leaves the door open for discrepancies in implementation of the *Politique*.
- ✓ the sectorization of groups (being attached to a ministry) makes it hard for groups that don't define themselves as 'single issue' organizations to find a home ministry (White et al, 2008).
- ✓ many organizations simply don't fit the criteria to be attached to a ministry. One example of this is *L'Autre Montréal*, an organization that promotes education about social issues and their history through organizing bus tours (Charest, 2004).
- ✓ access to funding is uneven among groups (White et al, 2008). COCo's understanding is that groups that were not involved in the beginning phases of the implementation of the *Politique* (early 2000's), have been, for the most part, left 'out in the cold' for funding.
- ✓ groups need to be better informed about the *Politique* and the criteria (White et al, 2008). At COCo we continually speak with groups that don't know the *Politique* exists. There is no official English version of it.

There are also concerns raised that, despite the progressive nature of the funding, community groups can become an extension of the state (Shragge, 2009, p. 57) and community work can become less mobilizing and less political (Lachapelle, 2007).

The Québec community sector is also well-structured and institutionalized (Deslauriers & Paquet, 2003). While this raises challenges for any group to find the time for *table*, *regroupement*, and coalition meetings (RIOCM, 1998), for ethno-cultural, bilingual and English-speaking community groups simple inclusion in these structures appears to be a problem. COCo's experience suggests that a lack of basic information about where to participate and a lack or limited ability to work in French can lead to groups not being connected to the broader sector. Is this true? Do ethno-cultural, bilingual and English-speaking community groups participate in *tables*, *regroupements*, and coalitions? Do these groups access funding through a home ministry? What is the portrait of ethno-cultural, bilingual and English-speaking community groups in Québec? How are they different yet similar to Francophone community organizations? Do they want to be active partners in the Québec community sector? What are the specific challenges to integration that they face and how can they be overcome? This research set out to explore these questions in detail.



## ANNEX III

### IN THE KNOW- Regional Profiles

#### **REGION: Montréal**

146 of 290 respondents work in the Montréal region.  
Survey completed in year 1 (2009)

595,920 people (32.7%) report English as their first official language spoken (FOLS) out of a population of 1,823,905

Source: CHSSN 2009-2010 Geographic Profiles. [www.chsn.org](http://www.chsn.org)

**Mostly directors/coordinators answered the survey:** 91 of 129 respondents (71%) are the director/coordinator of the group and 1 respondent is staff. 30 of 129 respondents (23.3%) answered "Other" to this question. Some of these answers included "coordinator" or "president".

#### Organizational Profile

**Health and Social Services and Immigration and Cultural Communities are the primary sectors of work:** 35 of 121 reporting groups (29 %) work primarily in the Health and Social Services sector, while 28 of 121 (23.1%) groups work primarily in the Immigration and Cultural Communities sector.

**Families and youth/seniors are the primarily populations served:** 28 of 124 groups (22.6%) work primarily with families, 22 of 124 (17.7%) work primarily with youth, and 19 of 122 (15.6%) work primarily with seniors. 15 out of 124 groups (12.1%) work primarily with women. 8 out of 124 groups (6.5%) work primarily with students and 8 groups work primarily with LGBTQ people.

**Relatively small and long-standing groups:** 66 of 131 groups (50.4%) have between 1-5 full-time employees, while 31 out of 131 groups (23.7%) have no full time employees. 56 of 124 groups (45.2%) have between 1-5 part-time employees while 34 out of 124 groups (27.4%) have no part-time employees.

99 of 145 (68.3%) groups have existed for 11 years or more. 20 out of 145 (13.8%) groups have existed between 6 and 10 years.

**Montréal groups are largely not-for-profit and many have charitable status:** 130 of 146 groups (89%) are not-for-profit; 82 of 130 groups (63.1%) have charitable status.

#### Language

**Groups are largely bilingual:** 114 of 145 groups (78.6%) work mostly in English or English and French. 122 of 146 reporting groups (83.6%) are very competent in reading and writing in English while 132 groups (90.4%) are very competent and providing services in English. 94 of 145 groups (64.8%) are very competent

in reading and writing French, while 103 groups (71%) are very competent in providing services in French. **A significant minority of Montréal groups work in another language:** 52 of 145 groups (35.9%) also work in a third language (mostly Spanish and Arabic).

### Funding

**Montréal groups have varied funding from non- Government of Québec sources:** 84 of 111 groups (75.7%) receive funding through in-kind support and 86 of 116 (74.1%) receive funding through independent fundraising. 74 of 105 groups (70.5%) receive funding from fees for products and services, 76 of 113 groups (67.3%) from the municipal government, 72 out of 116 reporting groups (62.1%) from the federal government and 69 out of 113 reporting groups (61.1%) from foundations.

**A number of groups do not receive Québec project funding or global mission funding:** 70 of 128 groups (54.7%) receive project funding from the Québec government; 58 of 128 (45.3%) do not. 51 of 127 reporting groups (40.2%) receive global mission funding from the Québec government while 69 of 127 reporting groups (54.3%) do not. 7 groups (5.5%) do not know.

### Networks

**Groups are involved in networks, with both short and long histories of involvement. A high percentage of reporting groups are averagely to very active in the networks. A high percentage of groups find the network connection to be useful:** 115 of 145 groups (79.3%) are involved with one network, while 83 of 144 groups (57%) and 60 out of 144 reporting groups (42%) are involved with a second and third network respectively.

41 out of 113 reporting groups (36.3%) have been involved in the first network listed for more than 10 years, and 26 out of 113 groups (23%) have been involved for between 1-3 years. 23 out of 81 groups (28.4%) have been involved in the second network listed for more than 10 years, and 23 groups have been involved in the second network for between 1-3 years. 22 out of 58 groups (37.9%) listing a third network have been involved for 1-3 years and 15 out of 58 groups (25.9%) have been involved for more than 10 years.

A high percentage of reporting groups are averagely to very active in the networks: 101 out of 115 groups (87.8%) for those listing a first network, 63 out of 83 (76%) for those listing a second network, and 51 out of 59 groups (86.4%) for those groups listing a third network.

A high percentage of groups find the network connection to be useful: 79 out of 107 reporting groups (73.8%) for those listing a first network, 59 of 79 groups (74.7%) for those listing a second network and 44 of 57 groups (77.2%) for those listing a third network.

### Networks named

15 pan-Canadian network affiliations:

Alzheimer Society of Canada  
Boys and Girls Club of Canada

Canadian AIDS Society (2x)  
Canadian AIDS Treatment Information Exchange  
Canadian Breast Cancer Network  
Canadian Council for Refugees  
Canadian HIV/AIDS Legal Network  
Fédération des associations vietnamiennes au Canada  
Mazon Canada  
Na'amat Canada  
National Alliance of Philippine Women in Canada  
National Congress of Chinese Canadians  
The National Council of Jamaicans and Supportive Organization in Canada  
Vie Autonome Canada

27 Québec-wide network affiliations:

Association of Teachers of English of Québec  
Black Coalition of Québec  
Fédération des Sociétés Alzheimer du Québec  
Centre québécois déficience auditive  
Coalition des Associations de Consommateur du Québec (CACQ)  
Conseil Québécois des Gais et Lesbiennes (CQGL) (3x)  
Fédération des centres d'action bénévole du Québec  
Le Regroupement des centres de femmes du Québec  
Québec Community Groups Network (QCGN) (2x)  
Québec Drama Federation (QDF)  
Regroupement d'entraide de la jeunesse allo sexuelle du Québec  
Regroupement des centres d'artistes autogérés du Québec  
Regroupement des comités logement et associations de locataires du Québec  
Regroupement des groupes provincial en alphabétisation Québec  
Regroupement des maisons de jeunes du Québec  
Regroupement des organismes communautaire québécois de lutte au décrochage  
Regroupement des ressources alternatives en sante mentale du Québec  
Réseau de Centre Jeunesse Emploi (CJE) du Québec  
Réseau québécois de la danse (2x)  
Réseau québécois contre l'abus envers les aines  
United Community of Russian Speaking Jews of Québec

214 local or regional affiliations. Some of the affiliations most frequently mentioned:

Alliances des Communautés Culturelles pour l'égalité dans la sante et les services sociaux ACCESSS (2x)  
Action Gardien de Point St Charles (2x)  
Local Corporation du Développement Économique Communautaire (CDEC) (4x)  
Centre for Community Organizations (COCO) (3x)  
Coalition Multimundo (5x)  
Coalition des organismes de maintien domicile de Montréal (COMACO) (8x)

Community Council of Volunteerism (2x)  
Conseil communautaire Côte-des-Neiges/Snowdon (5x)  
Coopérative de développement régional (2x)  
English Language Arts Network (ELAN) (2x)  
Federation of Filipino-Canadian Associations of Montréal (2x)  
Forum Jeunesse Centreville (2x)  
Forum jeunesse de l'île de Montréal (2x)  
Front d'action populaire en réaménagement urbain (FRAPPRU) (3x)  
NDG Community Council (2x)  
Québec Public Interest Research Group (QPIRG) - Concordia (2x)  
Local Table concertation jeunesse (6x)  
Local Table de concertation (Côte-des-Neiges, Verdun etc.) (4x)  
Table de jeunesse de l'Ouest-de l'île (2x)  
Table Enfance Famille de l'ouest de l'île (2x)  
Table Jeunesse NDG (2x)  
Table de concertation des organismes au service des personnes réfugiées et immigrantes TCRI (3x)  
Trans Health Network (2x)

# ANNEX IV

## IN THE KNOW - Regional Profiles

### REGION: Laval

18 of 290 respondents work in the Laval region.

Survey completed in year 1 (2009).

68,460 people (18.8%) report English as their first official language spoken (FOLS) out of a population of 364,625

Source: CHSSN 2009-2010 Geographic Profiles. [www.chssn.org](http://www.chssn.org)

**Mostly directors/coordinators answered the survey:** 11 of 15 respondents (73.3%) are the director/coordinator of the group.

### Organizational Profile

**Health and Social Services is the primary sector of work:** 7 of 13 groups (53.8%) work primarily in Health and Social Services, 2 of 13 reporting groups (15.4%) work primarily in Employment and Social Reinsertion. 1 group works primarily in the Immigration and Cultural Communities sector, 1 group in Education, 1 group in Local Regional Development and 1 group in Advocacy.

**Seniors, people with disabilities, families and women are the populations primarily served:** 5 of 17 groups (29.4%) work primarily with seniors, 3 of 17 groups (17.6 %) work primarily with people with disabilities and 3 out of 17 groups work with families. 3 out of 17 groups work primarily with women. 1 group works primarily with students, 1 group with people with mental health difficulties and 1 group works primarily with men.

**Groups are very small and long-standing:** 8 of 18 reporting groups (44.4%) have between 1-5 full-time employees, 6 of 18 groups (33.3%) have "0" full-time employees. 7 of 18 (38.9 %) groups have between 1-5 part-time employees, 8 of 18 (44.4%) groups have "0" part-time employees.

14 of 18 reporting groups (77.8%) have existed for 11 years or more.

**Laval groups are not-for-profit and many have charitable status:** 17 of 18 groups (94.4%) are not-for-profit, while 10 of 17 (58.8%) have charitable status.

### Language

**Groups are primarily French-speaking; services and abilities in English are functional:** 12 of 18 groups (66.7%) work primarily in French. 5 of 18 reporting groups (27.8%) work primarily in English or English and French. 9 of 18 groups (50%) are somewhat able in their abilities to read and write in English and 11 of 18 groups (61.1%) are somewhat able to provide services in English, whereas 14 of 18 (77.8%) groups are very

competent in reading and writing French and providing services in French. 6 of 18 (33.3%) groups also work in a third language (Creole, Spanish, Sign Language).

### Funding

**Laval groups have a wide source of non-Government of Québec funding:** 12 of 17 groups (70.6%) receive funding from independent financing campaigns and 10 of 17 (58.8%) receive funding from the federal government. 9 out of 17 groups (53%) receive funding from the municipal government and from in-kind support while 8 out of 16 reporting groups (50%) receive funding from fees for products/services.

**A large percentage of groups receive Québec project funding and global mission funding:** 12 of 17 groups (70.6%) receive project funding from the Québec government. A high percentage of groups also receive global mission funding: 13 out of 17 reporting groups (76.5%). 4 groups (23.5%) do not receive global mission funding.

### Networks

**Groups are involved in networks, with a medium to long history of involvement:** 14 of 18 reporting groups (78%) are involved with one network, while 12 of 18 groups (65%) and 9 of 18 groups (50%) are involved with a second and third network.

5 out of 12 groups (42%) listing involvement in a first network have been involved for more than 10 years, while 4 out of 12 groups (33%) have been involved from between 6-10 years. 8 out of 12 groups (66%) listing a second network connection have been involved for 4-10 years. 2 out of 9 reporting groups (22%) have been involved in a third network for each of the following lengths of time: 1-3 years, 4-6 years, 6-10 years or more than 10 years.

Most of the groups are averagely to very active in their networks: 12 out of 14 groups (85.7%) naming a first network, 10 out of 12 groups (83.3%) naming a second network and 6 out of 9 groups (66%) listing a third network connection.

The majority of Laval groups find the network connection useful: 9 out of 13 groups (69.2%) listing a first network, 10 out of 11 (91%) groups listing a second network and 6 out of 8 groups (75%) listing a third network.

### Networks named

APRL - CLSC Des Mille Iles  
Association de Loisirs pour Personnes Handicapées de Laval  
Association des Popotes Roulantes  
Association Lavalloise de Transport Adaptée  
Banque alimentaire Québec  
Comité action personnes handicapées intégration travail (CAPHIT) (2x)  
Corporation du Développement Communautaire (CDC)  
CDC - Table régional de maintien à domicile



CDC de Laval  
Center for Literacy  
Centre de bénévolat de Laval  
Corporation de Développement Communautaire  
Coalition des Tables Régionales d'Organismes Communautaires (CTROC)  
Réseau Albert St-Martin  
Fédération de l'action bénévole du Québec  
Fédération québécoise des organismes communautaires familles  
Fédération québécoise des sociétés Alzheimer  
Jewish Women's International Canada  
Literacy Volunteers of Québec  
Popotes roulantes et autres services alimentaires bénévoles (PRASAB)  
Québec English Literacy Alliance  
Regroupement des associations des personnes aphasiques (RAPAQ)  
Regroupement d'aidants naturels du Québec  
Regroupement des groupes Khmer de Montréal  
Regroupement des organismes référant du Québec  
Réseau Albert St-Martin  
Regroupement des organismes de promotion de personnes handicapées (ROPPHL)  
Regroupement des organismes spécialisés pour l'emploi des personnes handicapées (ROSEPH)  
Table de concertation des aînés de Laval (3x)  
Table de concertation familles  
Table régional de concertation des aînés de Laval  
Table Nationale des Corporations de développement Communautaire (TNCDC) (2x)

# ANNEX V

## IN THE KNOW - Regional Profiles

### **REGION: Estrie**

21 of 290 respondents work in Estrie.

Survey completed in Year 1 (2009).

23,580 people (8%) report English as their first official language spoken (FOLS) out of a population of 293,955 in the region.

Source: CHSSN 2009-2012 Geographic Profiles. [www.chssn.org](http://www.chssn.org)

**Mostly directors/coordinators answered the survey, but a variety of other people also took part:** 15 of 21 respondents (71.4%) are the director/coordinator of the group. 2 respondents are staff members, 2 are volunteers and 2 are collective members.

### Organizational Profile

**Education is the primary sector of work, but a variety of sectors are identified:** 5 of 17 reporting groups (29%) work in Education. 3 of 17 groups (18 %) work in Health and Social Services and 1 group (5.9%) works primarily in each of the following sectors: Immigration and Cultural Communities, Advocacy and the Arts.

**A variety of populations served are identified:** 3 of 11 (27%) reporting groups work primarily with seniors, while 3 groups work with families. 2 of 11 groups (18%) work primarily with people with mental health issues. 2 out of 7 reporting groups (28.6%) work with youth and 2 groups work with students.

**Relatively small and long-standing groups:** 12 of 17 reporting groups (71%) have between 1-5 full-time employees; 7 of 15 reporting groups (46.7%) have between 1-5 part-time employees while 3 of 15 groups (20%) have between 5-10 part-time employees. 5 of 20 reporting groups (25%) have 20-50 volunteers while 3 of 20 groups (15%) have 5-10 volunteers.

15 of 19 groups (78.9%) have existed for 11 years or more.

**Estrie groups are largely not-for-profit and many have charitable status:** 16 of 20 groups (80%) are not-for-profit, 11 of 16 (68.7%) have charitable status.

### Language

**Groups are largely English-speaking with very strong ability to provide services in English. French is more limited:** 16 of 20 reporting groups (80%) work primarily in English or English and French. 18 of 20 groups (90%) are very able in their abilities to read and write in English, and 19 of 20 groups (95%) are very able to provide services in English. 10 of 20 groups (50%) are very competent in reading and writing French and 13 of 20 groups (65%) are very able providing services in French. 7 out of 20 groups (35%) are somewhat

able to provide services in French while 9 out of 20 groups (45%) are somewhat able to read and write in French.

### Funding

**Estrie groups have a wide source of funding from non-Government of Québec sources:** 10 of 13 (76.9%) reporting groups receive funding from independent fundraising, 10 of 14 reporting groups (71.4%) receive in-kind financial support, and 9 of 13 (69.2%) from fees for products/services. 10 of 15 (66.6%) groups receive funding from the federal government, and 9 of 14 (64.2%) from foundations. 1 of 4 groups (25%) receives financing from the municipal government.

**Many groups receive Québec government project funding but many do not receive global mission funding:** 9 of 15 (60%) groups receive project funding from the Québec government. 6 out of 15 reporting groups (40%) receive global mission funding while 6 groups do not. 3 groups (20%) answered that they do not know.

### Networks

**Groups are involved in networks, with either a short or a fairly long history of involvement, and a wide range of level of activity in the networks:** 18 out of 20 reporting groups (90%) are involved with one network, while 16 out of 20 reporting groups (80%) and 15 out of 20 reporting groups (75%) are involved with a second and third network.

Many groups have been involved in networks for more than 10 years: 9 out of 17 reporting groups (52.9%) listing a first network, 6 out of 14 reporting groups (42.9%) indicating involvement in a second network and 4 out of 14 reporting groups (28.6%) listing a third network affiliation. On the other hand, a number of groups have also been involved for 1-3 years: of those groups listing a second network, 4 out of 14 groups (28.6%), and of those listing a third network, 5 out of 14 reporting groups (35.7%).

A high percentage of groups are either averagely active or very active in all networks named: for the first network named, 16 out of 18 reporting groups (88.9%), for the second network 10 out of 14 reporting groups (71.4%) and for the third network named, 10 out of 13 groups or 77%.

A high percentage of all groups find the network connections very useful: 14 out of 17 groups (82.3%) for the first network named, 9 out of 10 (90%) for the second network named and 10 out of 11 groups (91%) for the third network named.

### Networks named

Associated Country Women of the World  
Bishop's University  
Canadian Museum Association (3x)  
Chambre de Commerce  
Coalition des organismes québécoise de lutte contre le sida (COCQ-Sida)  
Comité de vigilance  
Comité des relations interculturelles et de la diversité

Comité sur le transport MRC Brome-Missisquoi  
Eastern Townships Chapter of the Federation des sociétés d'histoire du Québec  
Eaton Valley Community Learning Centre  
Federated Womens Institutes of Canada  
Fédération des centres d'action bénévole du Québec  
Fédération Professionnelle des Journalistes du Québec (FPJQ)  
Groupement des Associations de personnes handicapées du Richelieu-Yamaska  
IAM ministries  
International Council of Museums  
Lennoxville pastor association  
Literacy in Action  
Literacy Volunteers of Québec  
L'Union des consommateurs  
Oasis for mental health (in Granby)  
Partners for Health & Social Services – Estrie  
Québec Community Groups Network (QCGN)  
Québec Anglophone Heritage Network (QAHN)  
Québec Community Newspapers Association  
Québec English Literacy Alliance  
Québec Women's Institute (QWI)-branch level / QWI-county level/ QWI – Québec wide level  
Regroupement des centres d'action bénévole de l'Estrie  
Regroupement des organismes communautaires de l'Estrie (ROC de l'Estrie) (2x)  
Regroupement des organismes de maintien à domicile de l'Estrie  
Regroupement des Organismes Communautaires (ROC)  
Société des Musées Québécoise (3x)  
Solidarité populaire Estrie  
Table d'action contre l'appauvrissement de l'Estrie  
Table de concertation en santé mentale:(1) Memphremagog (2) CSSS-IUGS in Sherbrooke  
Table de concertation des organismes communautaires de Lennoxville  
Table de concertation jeunesse de Sherbrooke  
Table du milieu Cowansville  
The united Church of Canada  
Tourisme Cantons-de-l'Est  
Townshippers Association (4x)

## ANNEX VI

### IN THE KNOW - Regional Profiles

#### **REGION: Outaouais**

10 of 290 respondents work in the Outaouais region.

Survey completed in year 2 (2010).

58,720 people (17.4%) report English as their first official language spoken (FOLS) out of a population of 338,185

Source: CHSSN 2009-2010 Geographic Profiles. [www.chssn.org](http://www.chssn.org)

**Mostly directors/coordinators answered the survey:** of 9 respondents, 6 (66.7%) are the director/coordinator of the group, 2 are board members and 1 is staff.

#### Organizational Profile

**A wide variety of sectors and populations are served:** of 9 reporting groups, 2 (22.2%) work primarily in Health and Social Services and 2 work with Immigration and Cultural Communities. 1 group (11.1%) works primarily in each of the following sectors: Arts, Cooperatives, Education, Environment and Advocacy. Of 5 reporting groups, 2 (40%) work primarily with women and 1 (20%) works primarily with each of the following populations: children, families, and the unemployed.

**Relatively small (with more full-time than part-time employees) and medium to long-standing groups:** of 8 reporting groups, 6 (75%) have between 1-10 full-time employees; of 7 reporting groups, 6 (85.8%) have between 0 and 5 part-time employees.

Of the 9 groups responding to the question about length of time of existence, 4(44.4%) have existed between 2 and 10 years, while 5 groups (55.6 %) have existed for 11 years or more.

**Outaouais groups are not-for-profit and many do not have charitable status:** 9 out of 10 groups (90%) are not-for-profit; 5 out of 9 reporting groups (55.6 %) do not have charitable status, while 3 out of 9 groups (33.3%) do. 1 group doesn't know.

#### Language

**Groups are split between English-speaking and French-speaking, but stronger in English:** 4 out of 9 reporting groups (44.4%) work mostly in English, and 4 groups work mostly in French. Of 8 reporting groups, 6 (75%) are very capable in reading and writing English while 5 (62.5%) are very capable of providing services in English. Of 8 reporting groups, 4 (50%) are very competent in reading and writing French and 3 (37.5%) are very capable of providing services in French.

## Funding

**Outaouais groups have important sources of funding from non- Government of Québec sources:** of 7 reporting groups, 6 (85.7%) receive funding through in-kind support while out of 6 reporting groups, 5 (83.3%) receive funding through independent fundraising. 5 out of 8 reporting groups (62.5%) receive funding from the federal government 4 out of 7 reporting groups (57%) receive funding from the municipal government.

**A significant number of groups do not receive Québec project funding or global mission funding:** of 9 reporting groups, 5 (55.6%) do not receive project funding from the Québec government while 4 (44.4%) do. Of 8 reporting groups, 5 (62.5%) do not receive global mission funding from the Québec government, while 3 groups do (37.5%).

## Networks

**Outaouais groups are involved in many networks, with both short and medium length histories of involvement; although most of the involvement is useful, some is difficult:** 7 of the 10 groups (70%) are involved in two networks, while 5 of the 10 groups (50%) are involved in a third network.

Of 7 groups naming a first network connection, 4 (57%) have been involved in the network for 4-6 years, while 2 (28.6%) have been involved for more than 10 years. A number of groups have short term involvement (1-3 years) in the second and third network: 3 out of 7 groups (42.9%) naming a second network contact, and 1 out of 5 groups (20%) naming a third network contact. Many of the groups have medium length involvement (4 years and more) in all three networks: 6 of 7 groups (85.7%) for the first network named, 4 of 7 groups (57.2%) for the second network named and 4 of 5 groups (80%) for the third network named.

Groups are either averagely or very active in all three networks: all 7 groups mentioning a first network contact are either averagely or very active in the network. 6 out of 7 (85.7%) groups listing a second network connection are either averagely or very active and 3 out of 4 groups (75%) listing a third network contact are averagely or very active.

Most groups find the network connections to be useful: 4 out of 7 groups (57%) listing a first network, 6 out of 6 groups listing a second network, and 3 out of 5 groups (60%) listing a third network. A significant minority find their participation to be useful but difficult: 3 of 7 groups (42.9%) in the listing a first network and 2 out of 5 groups (40%) listing a third network.

## Networks named

Canadian Parents for French  
Community Economic Development and Employability Corporation (CEDEC) (Shawville)  
Community Health and Social Services Network  
Conseil des partenaires du marché du travail  
English Language Arts Network  
Grands Frères Grandes Soeurs du Canada  
Lake associations of cottagers

Literacy Volunteers of Québec  
Municipal council  
Ottawa Community Coalition for Literacy  
Papineau Health and Social Services Network  
Québec Community Groups Network (QCGN)  
Québec Drama Federation (QDF)  
Québec English Literacy Alliance  
Réseau des services spécialisés de main-d'œuvre (RSSMO)  
Table de concertation sur la Faim et le Développement Social de l'Outaouais  
Table locale de gestion intégrée de ressources naturelles et de territoire, unité 71  
Table régionale des organismes communautaires autonomes de l'Outaouais  
Table de concertation des organismes au service des personnes réfugiées et immigrantes (TCRI)  
Seniors Club of Danford Lake  
Wakefield-LaPêche Community Centre Cooperative



# ANNEX VII

## IN THE KNOW - Regional Profiles

### REGION: Montérégie

7 of 290 respondents work in the Montérégie region.  
Survey completed in year 2 (2010)

143,645 people (10.7%) report English as their first official language spoken (FOLS) out of a population of 1,339,790

Source: CHSSN 2009-2010 Geographic Profiles. [www.chssn.org](http://www.chssn.org)

**A variety of people answered the survey:** 3 of the 6 respondents are staff, 2 are the director/coordinator, and 1 is a board member.

### Organizational Profile

**Health and Social Services and Cultural Communities are the primary sectors of work; a variety of populations served:** 3 of 7 groups (42.9%) work primarily in either Health and Social Services or Immigration and Cultural Communities. 1 group (14.3%) works primarily in Advocacy. 2 of 6 reporting groups (33%) work with each of the following populations: refugees and families. 1 group works primarily with either women or people with mental illness.

**Small groups with solid volunteer participation. Groups have been in existence for a long period of time:** 5 of 7 reporting groups (71.4%) have 1-5 part-time employees while 6 of 7 reporting groups (85.7%) have between 1-10 full-time staff. 6 of 7 groups (85.7%) have between 10 – 50 volunteers.

6 of 7 groups (85.7%) have existed for more than 11 years.

**Montérégie groups are not-for-profit and many of them have charitable status:** all 7 groups are not-for-profit, while 5 of 7 groups (71.4%) have charitable status.

### Language

**Groups use French more than English, with reading and writing skills in both languages only moderate to good. Spanish is another language used:** 5 out of 6 reporting groups (83.3%) function either primarily in French or in English and French. Of these 6 groups, 5 (83.3%) are very able to provide services in English, while 4 (66.7%) are very able to provide services in French. Of 6 reporting groups, 3 are very able to read and write in English and French, while 3 are somewhat able. Of 7 reporting groups, 4 (57.1%) function in other languages, primarily Spanish.

## Funding

**Montérégie groups have diverse sources of non- Government of Québec funding:** of 7 reporting groups, 6 (85.7%) receive funding from independent fundraising, while 5 (71.4%) receive funding from each of the following sources: fees for products and services, in-kind support, foundations or the federal government.

**A high percentage of groups receive project and global mission funding from Québec:** 5 of 7 groups (71.4%) receive project funding from the Québec government, while 6 of the 7 groups (85.7%) receive global mission funding. 1 group (14%) does not receive global mission funding.

## Networks

**Groups are weak in terms of belonging to more than one network:**

Of 7 groups, 5 (71.4%) belong to one network, while 2 groups (28.5%) belong to both a second and third network.

For 5 out of 5 reporting groups participating in the first network and 2 out of 2 reporting groups participating in a second and third network, the length of time of participation is more than 4 years.

For the first network named, 1 out of 3 reporting groups (33.3%) has been very involved, while the 1 out of 3 groups each has been either averagely involved or not very involved. The 2 groups reporting for the second and third networks have been averagely involved in each of these networks.

2 out of 5 (40%) groups naming a first network, 1 out of 2 (50%) groups naming a second network and 2 out of 2 groups naming a third network find the connection to be useful.

## Networks named

Alliances des Communautés Culturelles pour l'égalité dans la sante et les services sociaux (ACCESSS)

Association des haltes-garderies communautaires du Québec

Corporation du Développement Communautaire (CDC) Longueuil

Fédération Québécoise des organismes communautaires familles (2x)

Québec Community Groups Network (QCGN)

Regroupement des Organismes du Montréal Ethnique pour le logement (ROMEL)

Table de concertation santé mentale CSSS Champlain

Table de concertation des organismes au service des personnes réfugiées et immigrantes (TCRI)

# ANNEX VIII

## IN THE KNOW - Regional Profiles

### REGION: Abitibi -Témiscamingue

2 of 290 respondents work in the Abitibi -Témiscamingue region.

Survey completed in year 2 (2010).

5,355 people (3.8%) report English as their first official language spoken (FOLS) out of a population of 141,870.

Source: CHSSN 2009-2010 Geographic Profiles. [www.chssn.org](http://www.chssn.org)

**Staff answered the survey:** the 2 respondents identified themselves as staff.

### Organizational Profile

**Groups work primarily in Health and Social Services and Advocacy sectors; primary population(s) served is aboriginal people:** one group works primarily in the Health and Social Services sector. The other works primarily in Advocacy. One group works primarily with aboriginal people.

**Very small groups with some strong volunteer participation; medium to lengthy existence:** one group has between 1-5 full-time employees; one group has “0” part-time employees. One group has between 20-50 volunteers.

One group has been in existence for 6-10 years. The other group has existed for 11 years or more.

**Abitibi -Témiscamingue groups are not-for-profit and do not have charitable status (or don't know if they do):** both groups are not-for-profit. One group does not have charitable status and the other answered “not sure”.

### Language

**English more prominent than French as working language:** one group works primarily in English, the other works in English and French. Only one group answered the more detailed questions about language: this group is very capable in reading and writing and providing services in both English and French.

### Funding

**Abitibi –Témiscamingue groups receive non-Government of Québec funding; neither receives project funding or global mission funding from the Québec government:** 2 of the 2 reporting groups receive funding from the federal government, while one group also receives funding from in-kind support and independent fundraising. Neither group receives project funding or global mission funding from the Québec government.

Networks

**Only one group answered the question about network affiliations:** one group answered the questions about networks and is involved in three networks. The group has belonged to the first network for 6-10 years and the second from 1-3 years. The group is very active in both networks and finds both networks to be useful. The group has been active in a third network for 4-6 years, but is only averagely active in the network and finds it useful but difficult.

Networks named

Community Health and Social Services Network (CHSSN)

Québec Community Groups Network (QCGN)

Regional Table for Seniors

# ANNEX IX

## IN THE KNOW - Regional Profiles

### REGION: Capitale Nationale

12 of 290 respondents work in the Capitale Nationale region.  
Survey completed in year 2 (2010).

1.8% (11,845) people report English as their first official language spoken (FOLS) out of a population of 649,605 in the region.

Source: CHSSN 2009-2020 Geographic Profiles. [www.chssn.org](http://www.chssn.org)

**A variety of people answered the survey:** 5 of 12 respondents (41.7%) are staff, while 4 (33.3%) are the director/coordinator of the group. 3 of the respondents (25%) are board members.

### Organizational Profile

**Immigration and Cultural Communities are the primary sector of work; families and women are the primary populations served:** 8 of 11 reporting groups (72.7%) work primarily in the Immigration and Cultural Communities sector, while 1 group (9.1%) works primarily in each of the following sectors: the Arts, Health and Social Services and Education. Of the 2 groups reporting to the question about populations, 1 works primarily with families and the other with women.

**Very small groups with an emphasis on full-time staff and volunteers. Groups have been in existence for a long period of time:** of 10 reporting groups, 8 (80%) have between 0-5 full-time employees while of 8 reporting groups, 2 (25%) have between 1-5 part-time staff. Of 9 groups reporting, 3 (33.3%) have between 20 and 50 volunteers, while 2 (22.2%) have more than 100 volunteers.

Of 10 reporting groups, 8 (80%) have existed for more than 11 years.

**Capitale Nationale groups are not-for-profit and many of them do not have charitable status:** 11 of 12 reporting groups (91.7%) are not-for-profit, while of 11 reporting groups, 8 (72.8%) either do not have charitable status or do not know if they have charitable status.

### Language

**Groups work mostly in French, with poor to strong English:** of 11 groups reporting, 9 (81.8%) groups function primarily in French. 7 out of 7 reporting groups are very able to provide services in French and 8 out of 8 reporting groups are very able to read and write in French. Of 8 groups reporting, 3 (37.5%) are very able to provide services in English and to read and write in English, 2 (25%) are somewhat able, and 3 (37.5%) are not at all able.

### Funding

**Capitale Nationale groups receive support from non-Government of Québec sources:** of 8 reporting groups, 5 (62.5%) receive funding from municipal government and 5 (62.5%) receive funding from in-kind support. Of 7 reporting groups, 3 (42.9%) receive funding from foundations.

**Many groups do not receive project or global mission funding from the Québec government:** of 10 groups reporting, 6 (60%) groups do not receive project funding from Québec, while 8 (80%) do not receive global mission funding or don't know. 2 groups (20%) do receive global mission funding.

### Networks

**Groups are weak in network connections, have been involved for a variety of lengths of time and level of participation in networks varies:** of 9 groups reporting, 3 (33.3%) belong to one network, while 2 (22%) belong to a second network. There is no third network activity reported.

Of the 3 groups reporting about participation in the first network mentioned, 1 (33.3%) has been involved for 1-3 years, 1 for 6-10 years, and another group for more than 10 years. For the second network, of 2 groups reporting, 1 (50%) has been involved for 1-3 years and the other, for 6-10 years.

For the first network, of 3 groups reporting, 2 (66.6%) are very active while 1 (33.3%) is averagely active. For the second network, 1 of 2 groups reporting (50%) is somewhat active while the other is not very active.

For the two networks, of 2 groups reporting, 1 group finds the connection useful and the other finds the connection useful but difficult.

### Networks named

Regroupement Organisme Communautaire

Réseau des organismes communautaires du Québec

Table de concertation du quartier Vanier

Table de concertation des organismes au service des personnes réfugiées et immigrantes (TCRI)

# ANNEX X

## IN THE KNOW - Regional Profiles

### **REGION: Laurentiens**

4 of 290 respondents work in the Laurentiens region.

Survey completed in year 2 (2010).

33,170 people (6.6 %) report English as their first official language spoken (FOLS) out of a population of 506,080

Source: CHSSN 2009-2010 Geographic Profiles. [www.chssn.org](http://www.chssn.org)

**Mostly directors/coordinators answered the survey:** 3 out of 4 (75%) respondents are the director/coordinator of the group.

### Organizational Profile

**Health and Social Services is the primary sector of work; refugees, seniors and families are the populations primarily served:** of 4 reporting groups, 2 (50%) work in Health and Social Services, and 1 (25%) works primarily in each of the following sectors: Immigration and Cultural Communities and Employment and Social Reinsertion. Of 3 reporting groups, 1 group (33.3%) works primarily with each of the following populations: refugees, seniors, and families.

**Groups are small and have been in existence either for a relatively short or long period of time:** 2 out of 3 groups (66.7%) have between 1-5 full-time employees, and all 3 groups have between 0 and 10 part-time employees.

Of 4 reporting groups, 2 (50%) have existed for 5 years and less, while 2 (50%) have existed for 11 years or more.

**Laurentiens groups are not-for-profit and half of them have charitable status:** all 4 groups are not-for-profit, while half (2 groups) have charitable status.

### Language

**Groups are split between English and French with slightly stronger abilities in French:** of 4 reporting groups, half work primarily in English, and half work primarily in French. Of 4 reporting groups, 3 (75%) are very competent in reading and writing English and providing services in English, while 3 (75%) are very competent in reading and writing French and all 4 (100%) are very competent in providing services in French.

### Funding

**Laurentiens groups have important sources of funding from non- Government of Québec sources:** of 4 reporting groups, 3 (75%) receive funding from the federal government, while 2 (50%) receive funding either



through independent fundraising or foundations. 1 of 4 groups (25%) receives funding through each of the following sources: fees for products and services, municipal government and in-kind support.

**A significant number of Laurentiens groups receive Québec project funding while half receive global mission funding:** of 4 reporting groups, 3 (75%) receive project funding from the Québec government. 2 of 4 groups (50%) receive global mission funding while 2 groups do not.

### Networks

**Groups are involved in three networks, for a variety of length of time. Many groups find the connections useful, but also sometimes difficult:** of 4 reporting groups, all are involved in at least two networks, while half (2) are involved in a third network.

The average length of time involved in the first network named is evenly split: 1 of 4 groups (25%) has been involved for between less than one year, 1 group for 1-3 years, 1 group for 4-6 years and 1 group for more than 10 years. For the time involved in the second network, of 4 reporting groups, half (2 groups) have been involved for 1-3 years, while 1 group each has been involved for less than a year or 4-6 years. For the third network named, 1 of the 2 reporting groups has been involved for less than one year and 1 group has been involved for 6-10 years.

Groups are either averagely or very active in the first two networks: 4 out of 4 groups for the first two networks. For the third network, 1 of 2 reporting groups is very active, while 1 group is not very active.

Most groups find the network connections to be useful: 3 out of 4 groups (75%) naming a first network connection, 2 out of 4 groups (50%) naming a second network and 1 out of 2 groups (50%) naming a third network. However, a significant minority find their participation to be useful but difficult: in the first network named, 1 of 4 reporting groups (25%), in the second network named, 2 of 4 groups (50%), and in the third network named, 1 of 2 reporting groups (50%).

### Networks named

Community Health and Social Services Network (CHSSN)  
Conseil Régional de Développement Social des Laurentides  
Centre de Santé et Services Sociaux (CSSS) Laurentides-service externe  
Municipalités Régionales de Comté (MRC) Laurentides  
Regroupement des organismes en employabilité (RQUODE)  
Table de concertation des refugie et immigrants (TCRI) (2x)  
Table de concertation Immigration Rivière du Nord  
Tourisme aérien Laurentides (TAL) Antoine /Labelle

# ANNEX XI

## IN THE KNOW - Regional Profiles

### REGION: Lanaudière

2 of 290 respondents work in Lanaudière region.

Survey completed in year 2 (2010).

Data not available on percentage of English speakers.

**A director/coordinator and a board member answered the survey:** 1 of the 2 respondents is a board member and the other is the director/coordinator of the group.

### Organizational Profile

**Arts is the primary sector of work; populations served are not identified:** one group works primarily in the Arts sector.

**Very small groups that have been in existence for a long period of time:** one group has between 1-5 full-time employees. One group has "0" part-time employees.

Both groups have existed for 11 years or more.

**Lanaudière groups are not-for-profit and don't have charitable status:** both groups are not-for-profit and neither has charitable status.

### Language

**Groups are more French-speaking with weak English:** for one group the primary language of work is French, while for the other it is French and English. One of the groups is somewhat able or not at all able in reading and writing English and providing services in English, while both groups are very competent in reading and writing French and providing services in French

### Funding

**Lanaudière groups have sources of non-Government of Québec funding, but these are limited; half of the groups receive Québec project funding and half receive Québec global mission funding:** 1 of the 2 groups receives funding from the following sources: fees for products and services, the municipal government, and in-kind support.

One group receives project funding from the Québec government. 1 of the 2 groups receives global mission funding from Québec.

Networks

Lanaudière groups did not fill out information about network involvement.

## ANNEX XII

### IN THE KNOW - Regional Profiles

#### **REGION: Chaudière Appalaches**

2 of 290 respondents work in the Chaudière Appalaches region.

Survey completed in year 3 (2011).

3705 people (1%) report English as their first official language spoken (FOLS) out of a population of 387,315

Source: CHSSN 2009-2010 Geographic Profiles. [www.chssn.org](http://www.chssn.org)

**Directors/coordinators answered the survey:** both respondents are the director/coordinator of the group.

#### Organizational Profile

**Primary sector of work is Health and Social Services; populations served not indicated:** only one of the two groups answered this question. This group's main sector of work is Health and Social Services. Neither group answered the question about populations served.

**Very small groups with an emphasis on volunteers. Groups have been in existence for a medium to long period of time:** both groups have 1-5 staff (full-time and part-time). Both groups have between 21-50 volunteers.

Both groups have been in existence between 6-10 years.

**Chaudière Appalaches groups are not-for-profit and do not have charitable status:** both groups are not-for-profit and neither has charitable status.

#### Language

**Groups are English-speaking groups, with very strong English and medium to strong French:** both groups work mostly in English. Both groups are very capable of providing services and reading and writing in English, while only one group is very capable of providing services and reading and writing in French. The other group is somewhat able to provide services and to read and write in French.

#### Funding

**Chaudière Appalaches groups receive a variety of support from non-Government of Québec sources:** both groups receive funding from the following sources: federal government, foundations, independent fundraising, and in-kind support.

**Both groups receive project funding while neither receives global mission funding from Québec:** both groups receive project funding from the Québec government, but neither receives global mission funding from Québec.

Networks

**Groups are involved for a medium length of time, with average to strong participation:** both groups are involved in three networks.

The 2 groups have been involved in all three networks for an average amount of time: both groups have been involved either between 4-6 years or 6-10 years for the three networks.

One group is very active in all three networks, while the other group is averagely active in all three networks.

Overall, both groups find the network connections to be useful. However, 1 of the 2 groups finds the network connection for the first network named to be useful but difficult.

Networks named

Community Health and Social Services Network (CHSSN) (2x)

Corporation du Développement Communautaire

Québec Community Groups Network (QCGN) (2x)

Table régionale des organismes communautaires de Chaudière-Appalaches

## ANNEX XIII

### IN THE KNOW - Regional Profiles

#### **REGION: Côte Nord**

18 of 290 respondents work in the Côte Nord region.  
Survey completed in year 3 (2011).

5635 people (5.9%) report English as their first official language spoken (FOLS) out of a population of 94,805. The bulk of the English-speaking community (and 16 out of the 18 survey respondents) live in the Lower North Shore area of Côte Nord. In this area there are 3610 people (66%) reporting English as their first official language spoken (FOLS) out of a population of 5465.

Source: CHSSN 2009-2010 Geographic Profiles. [www.chssn.org](http://www.chssn.org)

**A variety of people answered the survey:** 2 respondents are staff, 5 are the coordinator/director of the group, 3 are board members, 6 are volunteers, and 1 is a collective member.

#### Organizational Profile

**Primary sector of work is Health and Social Services; youth and families are the populations primarily served:** 5 of 11 reporting groups work primarily in Health and Social Services (45.5%). 1 group (9.1%) works primarily in each of the following sectors: Arts, Media and Technology, Cooperatives, Education, Regional and Local Development, and Employment and Social Reinsertion. Out of 14 reporting groups, 6 (42.9%) work primarily with youth, 4 (28.6%) work with families while 2 groups (18.4%) work primarily with seniors and 1 group each (7.1%) works primarily with women or students.

**A variety of sizes of groups with some strong volunteer participation; short to medium length of existence:** 8 of 10 reporting groups (80%) have between 1-5 full-time employees, while 1 group (10%) has 11-20 full time employees. 5 out of 8 reporting groups (62.5%) have between 1-5 part-time employees, 1 group (12.5%) has "0" part-time employees, 1 group has between 21-50 part time employees, and 1 group has between 51-100 part-time employees. Of 16 reporting groups, 5 (31.3%) have between 1-5 volunteers, 7 (43.8%) have between 6-10 volunteers while 1 group (6.3%) has between 11-20 volunteers and 3 groups (18.8%) have between 21-50 volunteers.

Of 17 reporting groups, 7 (41.2%) have been in existence between 2-5 years and 9 (52.9%) have been in existence for 6 years or more. 1 group answered "I don't know."

**Over half of Côte Nord groups are grassroots organizations. All reporting groups do not have charitable status (or don't know):** of 17 groups reporting, 6 (35.3%) are not-for-profit, 1 (5.9%) is a cooperative, 1 (5.9%) doesn't know, and 9 (52.9%) are grassroots. Of 6 groups reporting, 5 (83%) do not have charitable status and 1 group (16.7%) does not know.

## Language

**Groups are more English-speaking and much more functional in English than in French:** 17 of 18 reporting groups (94.4%) work primarily in English or English and French. 16 of 17 (94.1%) reporting groups are very able to provide services in English and to read and write in English, 1 out of 17 (5.9%) is somewhat able in reading and writing and providing services in English.

1 out of 17 (5.8%) reporting groups is very able to provide services in French. 16 of 17 groups (94.1%) are somewhat or not at all able to provide services in French. 1 of 17 groups (5.8%) is very able to read and write in French while 16 of 17 groups (94.1%) are somewhat or not at all able to read and write in French.

## Funding

**Côte Nord groups receive a variety of non-Government of Québec funding:** 5 out of 5 reporting groups receive funding from in-kind support and 4 out of 5 groups (80%) receive funding from independent fundraising. 2 of 3 reporting groups (66.6%) receive funding from either fees for products and services or from the municipal government. 1 of 3 groups (33.3%) receives funding from foundations. 1 group (out of 1 group reporting) receives funding from the federal government.

**A large number of groups receive Québec government project funding; few receive Québec government global mission funding:** 4 out of 5 reporting groups (80%) receive project funding from the Québec government. 2 of 6 reporting groups (33%) receive global mission funding, while 3 (50%) do not and 1 (16%) does not know.

## Networks

**Groups are active in networks, and length of time varies greatly. Most groups are either averagely or very active and find the network connections useful:** 10 out of 18 (55.6%) reporting groups belong to a first network while 8 out of 18 groups (44%) named a second network. 5 of 18 reporting groups (27.8%) named a third network.

Of 9 groups naming a first network, 2 (22.2%) have been involved for less than a year, 2 (22.2%) have been involved for 1-3 years, 3 (33.3%) have been involved for 4-6 years, 1 (11.1%) has been involved for 6-10 years and 1 (11.1%) has been involved for more than 10 years. Of 8 groups naming a second network, 1 (12.5%) has been involved for less than a year, 4 (50%) have been involved for 1-3 years; 1 group (12.5%) has been involved for 4-6 years and 2 groups (25%) have been involved for 10 years or more. For those groups naming a third network, 2 of 5 groups (40%) has been involved for less than a year and 3 (60%) have been involved for 1-3 years.

Of 10 groups answering the question about level of participation in the first network mentioned, 9 (90%) are either averagely or very active. For those answering this question for the second network named, 7 out of 8 groups (87.5%) are either averagely or very active. Of the 5 groups naming a third network, 2 groups each (40%) are either very active or not at all active. 1 group (20%) is averagely active.

The majority of reporting groups find participation in all three networks useful: 7 out of 9 (77.8%) groups



naming a first network, 7 out of 7 (100%) groups naming a second network and 3 out of 4 groups (75%) naming a third network. 1 group finds participation in all three networks to be useful but difficult.

Networks named

Anglican Church

Certification pro-jeunes

Community Health and Social Services Network (CHSSN)

Coasters Association (2x)

Community Learning Centre (CLC)

Coopérative jeunesse de service

Exchange Network

Implication des jeunes

Le Centre régional de services aux bibliothèques publiques de la Côte-Nord

Lower North Shore Arts & Culture Guild

Lower North Shore Coalition for Health (2x)

Lower North Shore Exchange Network (2x)

National Campus and Community Radio Association (NCRA)

Netagamiou Library Committee

Québec Community Groups Network (QCGN) (2x)

Québec en Forme

Réseau de partenariat du développement social et développement de communauté (régional)

Tourism Lower North Shore

# ANNEX XIV

## IN THE KNOW - Regional Profiles

### **REGION: Iles-de-la-Madeleine**

10 of 290 respondents work in the Iles-de-la-Madeleine region.  
Survey completed in year 3 (2011).

875 people (6.7%) report English as their first official language spoken (FOLS) out of a population of 12,105.

Source: CHSSN 2009-2010 Geographic Profiles. [www.chssn.org](http://www.chssn.org)

**A wide variety of people answered the survey:** of 6 respondents, 2 (33.3%) are the director/coordinator, 1 (16.7%) is staff, 2 are board members and 1 is a volunteer.

### Organizational Profile

**Local Regional Development is the primary sector of work; men and students are the primary populations served:** of 4 reporting groups, 2 (50%) work primarily in Local Regional Development. 1 group (25%) works primarily in Health and Social Services and 1 works primarily in Education. Of 4 groups, 2 (33.3%) work primarily with men, and 2 primarily with students.

**Small groups that have been in existence for a long period of time:** 1 group answered the question about full-time employees: this group has between 6-10 full-time employees. Of 6 reporting groups, 6 have between 1-5 part-time employees. Of 9 reporting groups, 8 (88.9%) have between 6-10 volunteers and 1 (11.1%) has between 1-5 volunteers.

7 of 9 groups (77.8%) have been in existence for more than 11 years. 2 (22.2%) groups have been in existence for 6-10 years.

**Iles-de-la-Madeleine groups are not-for-profit, but a significant minority are grassroots or associations and few have charitable status:** 6 out of 9 groups (66.7%) are not-for-profit, 2 (22.2%) are grassroots, and 1 (11.1%) is an association. Of 6 groups answering the question about charitable status, 2 (33.3%) have it, while 4 (66.7%) do not.

### Language

**Groups are English-speaking groups, with very strong English and medium to poor French:** 9 of 9 groups work primarily in English, are very able to provide services in English and are very able to read and write in English. 9 of 9 groups are only somewhat able or not at all able to provide services in French or read and write in French.

## Funding

### **Iles-de-la-Madeleine groups receive a variety of support from non-Government of Québec sources:**

5 of 5 groups receive in-kind financial support. 4 of 4 reporting groups receive funding from independent fundraising and fees for products and services.

**Few groups receive project funding while most do not receive global mission funding from Québec:** 3 out of 6 reporting groups (50%) receive project funding from the Québec government while 3 groups do not receive project funding. 5 of 6 groups (83.3%) do not receive global mission funding while 1 group (16%) does not know.

## Networks

### **Groups do not have a high level of participation in networks; the amount of time involved in network varies from medium to lengthy time. Levels of participation range from not very active to very active:**

7 of 10 groups (70%) are active in one network. 2 out of 10 reporting groups (20%) are active in a second network. No group reported being active in a third network.

Involvement in the first two networks has occurred for more than 4 years: for those groups naming a first network, 7 out of 7 groups have been involved for more than 4 years. For those groups naming a second network, 2 out of 2 groups have been involved for more than 4 years.

In terms of levels of participation, 4 out of 7 groups (57%) naming a first network connection have been averagely or very active. 2 out of 2 groups naming a second network connection have been averagely or not very active.

6 out of 7 groups (85.7%) find involvement in the first network useful, but 2 out of 2 groups find their second network connection useful but difficult.

## Networks named

Council for Anglophone Magdalen Islanders (CAMI)  
Community Economic Development and Employability Corporation (CEDEC) (2x)  
Community Health and Social Services Network  
Department of Fisheries and Oceans (DFO)  
Diocese of Québec  
Magdalen Island Network for Anglophones (MINA) (3x)  
Québec Community Groups Network (QCGN)

# ANNEX XV

## IN THE KNOW - Regional Profiles

**REGION: Gaspésie** (Iles-de-la-Madeleine are reported on separately, Bas St Laurent included here)

6 of 290 respondents work in the Gaspésie/Bas St Laurent region. Most work in the Gaspésie. Survey completed in year 3 (2011).

9,015 people (.7%) report English as their first official language spoken (FOLS) out of a population of 120,575

There are small isolated English communities in these regions. The breakdown of the English speaking population is:

- ✓ CSSS Des Chaudières: 5155 people (16%) with English as their FOLS of a population of 32145
- ✓ CSS Percé: 820 people (4.8%) with English as their FOLS of a population of 17,045
- ✓ CSS Côte Gaspé: 2,600 people (13.5%) with English as their FOLS of a population of 19,220
- ✓ CSS Haute Gaspésie: figures not available, very few English as FOLS
- ✓ Bas St Laurent: 440 people (8%) with English as their FOLS of a population of 52,165.

Source: CHSSN 2009-2010 Geographic Profiles. [www.chssn.org](http://www.chssn.org)

**Directors/coordinators answered the survey:** 5 (83.3%) respondents are the director/coordinator of the group while 1 respondent is staff.

### Organizational Profile

**Health and Social Services is the primary sector of work; seniors and families are the primary populations served:** 4 of 5 groups (80%) work primarily in Health and Social Services. 1 group (20%) works in Local Regional Development. 2 of 5 reporting groups (40%) work with seniors and 2 groups work with families. 1 group (20%) works with youth.

**Very small groups with an emphasis on volunteers. Groups have been in existence for a medium to long period of time:** 4 out of 4 groups have between 1-5 full-time employees. 4 out of 6 (66.7%) groups have 1-5 part-time employees. 2 (33.3%) groups have between 6-10 part-time employees. 3 out of 6 reporting groups (50%) have between 6-10 volunteers. 2 groups have between more than 21 volunteers, and 1 group has over 100 volunteers.

4 out of 6 groups (66.7%) have been in existence for more than 11 years. 2 groups (33.3%) have been in existence for 6-10 years.

**Gaspésie groups are not-for-profit and half do not have charitable status:** all 6 groups are not-for-profit. 3 of these groups (50%) have charitable status.

## Language

**Groups are predominantly English-speaking groups with very strong English and medium ability in French:** 5 of the 6 groups work primarily in English (83.3%). 5 of the 6 groups are very able to provide services in English while all 6 groups are very able to read and write in English. 4 of the 6 groups (66.7%) are somewhat able to provide services in French while 5 of 6 groups (83.3%) are somewhat able to read and write in French.

## Funding

**Gaspésie groups receive a variety of support from Funding other than from the Government of Québec:** all 6 groups receive funding from the federal government and in-kind financial support. 3 of 3 groups receive funding from foundations and independent fundraising while 3 of 4 groups (75%) receive funding from the municipal government.

**Over half of the groups receive project funding while most do not receive global mission funding from Québec:** 3 of 5 groups (60%) receive project funding and only 1 of 5 groups (20%) receives global mission funding. 4 out of 5 groups (80%) do not receive global mission funding.

## Networks

**Groups are involved in networks, the amount of time involved varies a fair deal and they have average to strong participation in the networks:** 5 of the 6 groups (83%) are active in at least one network. 4 of 6 groups (66%) are active in a second and third network.

Of the 5 groups active in a first network, 2 (40%) have been involved for 1-3 years, 1 (20%) has been involved for 6-10 years, and 2 (40%) have been involved for 10 years or more. For groups active in a second network, of 4 reporting groups, 1 (25%) has been involved for 1-3 years, 2 (50%) have been involved for 4-6 years and 1 (25%) has been involved for 10 years or more. For groups involved in a third network, 3 of 4 groups (75%) have been involved for less than a year, while 1 of 4 (25%) has been involved for 6-10 years.

All 6 groups have average to very active participation in all 3 networks.

The majority of groups find their network connections useful: 4 out of 5 groups (80%) naming a first network, 4 out of 4 groups (100%) naming a second network, and 3 out of 4 groups (75%) naming a third network.

## Networks named

Community Health Social Services Network (CHSSN)

Community Learning Centre (CLC) New Richmond

Elder Abuse Table

Instance Régionale de mobilisation pour l'amélioration des conditions de réussite des jeunes Gaspésiens et Maggies (IRM)

Québec Anglophone Heritage Network (QAHN)

Québec Community Groups Network (QCGN) (2x)

Regroupement des Organismes Communautaires Gaspésie des Îles  
Réseau d'intégration des personnes âgées  
Réseau Musée Gaspésie  
Table de concertation Sécurité Alimentaire GIM  
Table des organismes communautaire Bonaventure  
Youth regional table

# ANNEX XVI

## IN THE KNOW - Regional Profiles

### **REGION: All of Québec**

32 of 290 respondents work in "All of Québec".

Survey completed in years 1 and 2 (2009, 2010).

**Of the groups indicating that they serve "All of Québec", the majority (25 groups) are located in the Montréal region.**

**Mostly directors/ coordinators answered the survey:** of 30 respondents, 22 (73.3%) are the director/ coordinator of the group. 5 respondents are board members, while 2 are staff and 1 is a volunteer.

### Organizational Profile

**A variety of sectors of work are represented; families and the unemployed are the primary populations served:** of 26 reporting groups, 7 (26.9%) work primarily in the Health and Social Services sector, while 5 (19.2%) work in Education. 4 (15.4%) work primarily in each of the following sectors: Arts and Immigration and Cultural Communities. Of 19 reporting groups, 5 (26.3%) work primarily with families while 3 (15.8%) work with youth. 2 groups (10.5%) work with each of the following populations: women and people with mental health problems. Other populations served include people with disabilities, unemployed people and men (1 group each).

**Small groups with some strong volunteer participation; medium to lengthy existence:** of 32 reporting groups, 28 groups (87.5%) have between 1-5 full-time employees, while 16 of 25 groups (64%) have 1-5 part-time employees. 10 of 30 reporting groups (33.3%) have between 20-50 volunteers.

Of 32 reporting groups, 7 groups (21.8%) have existed between 2-5 years, 6 (18.8%) have been in existence for 6-10 years and 19 groups (59.3%) have existed for 11 years or more.

**All groups are not-for-profit and more than half have charitable status:** all 32 groups are not-for-profit, and 19 of 32 (59%) have charitable status.

### Language

**Groups are quite bilingual but overall more English-speaking; they function well in both languages:** of 32 reporting groups, 14 (43.7%) work primarily in both English and French, while 11 (34%) function primarily in English and 6 (18.5%) function primarily French. Of 31 reporting groups, 25 (80.6%) are very able to provide services in English, while 24 of 32 reporting groups (75 %) are very able to provide services in French. Of 32 reporting groups, 23 (72%) are very able to read and write in both English and French.



## Funding

**Groups have many sources of non-Government of Québec funding:** of 29 reporting groups, 21 (72.4%) receive funding from in-kind support, of 28 reporting groups, 20 (71.4%) receive funding from the federal government, while 21 of 30 reporting groups (70%) have funding from independent fundraising. 15 of 25 groups (60%) receive funding from fees from products or services.

**The majority of groups do not receive either project or global mission funding from the Québec government:** 14 of 32 groups (44%) receive project funding from the Québec government, while 18 of 32 do not receive this type of funding (56%). While 11 out of 32 groups (34%) receive global mission funding, 19 groups (59%) do not receive it and 2 (6.2%) answered that they did not know.

## Networks

**Groups are active in networks; averagely or very active for varied lengths of time. A large majority finds the connections useful:** of 32 reporting groups, 26 (81%) named one network, 18 (56%) named two networks and 15 (47%) named three networks.

Of 21 (first network) and 17 (second network) reporting groups, 15 (65.2%) and 14 (82.4%) groups respectively have been involved for more than 4 years. 11 out of 13 groups (84.6%) naming a third network have been involved from 1-6 years.

Most groups are averagely to very active: 21 out of 23 (91.3%) reporting groups for the first network, 15 out of 17 (88.2%) reporting groups for the second network, and 11 out of 13 (84.6%) for the third network.

Most groups find the network connections useful: 18 out of 23 (78.3%) for the first network, 13 out of 17 (76.4%) for the second network and 10 out of 13 (76.9%) for the third network.

## Networks named

ABC CANADA Literacy Foundation  
Association féminine d'éducation et d'action sociale (AFEAS)  
Alliance des 2e étapes  
Anglo Family Council  
Québec Anglophone Heritage Network (QAHN) (2x)  
Canadian Environmental Network  
Coalition de groupes réformistes  
Coalition Québécoise pour l'alphabétisation  
Community Learning Centre (CLC)  
Conseil Québécois des ressources humaines en culture (CQRHC)  
Conseil Québécois du théâtre CQT (2x)  
East Island network for English Language Services  
English Language Arts Network (ELAN) (3x)  
Fédération culturelles des Canadiennes Français

Fédération des maisons d'hébergement pour femmes victimes de violence et en difficulté

Federation of Québec MuseumsForum

Girls Action Foundation

Harvest Montréal

Human Ecology Foundation and Canadian Environmental Network

Institut de coopération pour l'éducation des adultes (ICEA)

Jeunesse Ile de Montréal

Le Regroupement des artistes on arts visuel

Movement for Canadian Literacy

NALD Canada's Literacy and Essential Skills Network

National Network

Québec Association for Adult Learning (QAAL)

Québec Community Groups Network (QCGN) (4x)

# ANNEX XVII

## INFO SHEET: GOVERNMENT OF Québec GLOBAL MISSION FUNDING IN RELATION TO OTHER VARIABLES

### 1. Global mission funding and other sources of funding: summary

Québec government global mission funding, or core funding, covers the salaries, rent and basic activities of an organization to help it fulfill its mandate. It is recurring and therefore represents a relatively secure and desired source of funding for community groups (Scott, 2003).

Of 243 groups reporting, 98 (40.3%) receive global mission funding. 128 groups (52.7%) answered “No” to this question and 17 groups did not know.

Québec government service or project funding is provided to finance a specific service or project, often for a limited mandate and duration. This type of funding is often granted according to specific government mandates that do not necessarily correspond to community needs.

Of 245 groups reporting, 134 (54.7%) receive project or service funding from the Québec government. 111 groups (45.3%) do not.

Groups also receive funding from a variety of sources other than from the Government of Québec. These include funding from the federal government, in-kind support and foundations. See **Table I** for full summary.

**Table I.** *Funding other than from the Government of Québec*

Funding received over last 3 years (from sources other than the Québec government)	Number of groups/ number of groups reporting	Percent
In-kind support	162/219	74.0
Independent fundraising	159/218	72.9
Federal government	142/221	64.3
Fees for services and products	126/200	63.0
Municipal government	123/211	58.3
Foundations	115/210	54.8

Overall, a higher percentage of groups receive Government of Québec project/service funding or sources of funding other than from the Québec government (see **Table I**) than Government of Québec global mission funding. However, in some instances, results may be misleading: sources of funding such as in-kind support and independent fundraising may not, in fact, account for a large percentage of a group's overall budget.

## 2. Certain groups receive both project/service funding and global mission funding

79 groups receive both project/service funding and global mission funding from the Québec government. Half of these groups are located in Montréal (40 groups or 50.6%), and mostly use either French (29 groups or 36.7%) or French and English (24 groups or 30.4%) as primary language(s) at work. **Having both these sources of funding means the groups are in a more secure financial situation than those that don't receive both, as they have both a recurring source of core funding and funding for specific projects/services. Global mission funding also allows groups a certain agency in deciding how to use this allocation of funds within their organizations.**

## 3. Certain groups receive funding from sources other than the Government of Québec as well as Québec government global mission funding

Between 43 and 69 groups receive both sources of funding: other than from the Québec government and Québec government global mission funding. For example, 69 groups receive both federal government funding and global mission funding. See **Table II** for full details.

**Table II.** *Groups receiving funding other than from the Québec government and Québec government global mission funding*

Sources of funding other than from the Québec government /Number of groups	Number of groups that also receive global mission funding	Percent that receive both sources of funding
In-kind support/162	68	42.0
Independent fundraising/159	65	40.9
Federal government/142	69	48.6
Fees for products and services/126	43	34.1
Municipal government/123	63	51.2
Foundations/115	62	53.9

**Once again, groups that receive both are in a more secure financial situation, as they have access to recurring, core funding and these other sources of funding. These other sources of funding can act as a supplement to global mission funding** and support specific mandates, such as the Canada Summer Jobs, Youth Employment Strategy (YES) program sponsored by Human Resources Development Canada (HRDC) which hires university students over the summer.

## 4. Global mission funding in the regions

At a regional level, **there is a wide discrepancy between the regions as to which ones receive global mission funding and which ones do not.** The following regions receive no or very little global mission funding:

- Abitibi-Témiscamingue: neither of the 2 reporting groups receive this funding
- Iles-de-la-Madeleine: 5 out of 6 reporting groups or 83.3% do not receive this funding
- Gaspésie: 4 out of 5 reporting groups or 80% do not receive this funding

On the other hand, a high percentage of Montérégie groups (6 out of 7 groups or 85.7%) and Laval groups (13 out of 17 groups or 76.5%) receive global mission funding.

**It is interesting to note that both the Montérégie and Laval regions are represented by a high percentage of French-speaking groups. However, in the Capitale Nationale, only 2 out of 10 reporting groups (20%) receive global mission funding and this is also a region with a high percentage of French-speaking groups. The majority of Capitale Nationale groups, however, even though they function primarily in French, are run by and serve ethno-cultural communities.**

In the Montréal region, 51 out of 127 reporting groups (40.2%) receive global mission funding.

## **5. Global mission funding and language**

Of those groups receiving global mission funding and reporting on the primary language used at work (97 groups):

- 36 groups (37.1%) use French as the primary working language
- 30 groups use both French and English (31.0%)
- 27 groups use English as the primary work language (27.8%)

**Primary language of work seems to have some impact on global mission funding, with a higher percentage of those groups using French – either as a primary language or in addition to English (66 groups or 68.0%) – receiving global mission funding in comparison to 27.8% (27 groups) using only English as a primary language at work.**

It is obvious that groups depend on a wide variety of funding sources, and that global mission funding is an important part of the funding, even though less groups receive it than project/service funding or sources of funding other than from the Québec government. Some of these other sources of funding, however, such as in-kind support or fundraising, may account for a negligible percentage of a group's overall budget.

A number of groups receive both project service funding and global mission funding (97 groups) or sources of funding other than from the Québec government and global mission funding (between 43 and 69 groups depending on the type of funding). **These groups are in a more secure financial situation as they rely both on a recurring source of funding and funding that supports specific projects or mandates.**

At the regional level, there appears to be much discrepancy in terms of which regions receive global mission funding and which do not. Language seems to be an important factor in receiving global mission funding, with a higher percentage of Francophone (or bilingual) groups/regions receiving global mission funding. However, even though some groups operate primarily in French, it appears that if they are run by and serve ethno-cultural communities (as in the case of the Capitale Nationale region), a much smaller percentage of them receive global funding. A more in-depth investigation into the regional differences regarding global mission funding may reveal other reasons that groups do or do not receive this type of funding.

## ANNEX XVIII

### CRITERIA TO RECEIVE GLOBAL MISSION FUNDING (SUMMARY)

#### **Group must meet the definition of a community organization - as defined by the Québec government**

- Group cannot be a foundation whose main purpose is to collect and distribute funds (i.e. family or community foundation).
- Group cannot be a religious organization promoting specific religious beliefs (i.e. Church group, synagogue, mosque).
- Group cannot be an association of professionals (i.e. Association of professional basket weavers).
- Group cannot be a political organization? (i.e. Young Anarchists of Québec).
- Group cannot be a local or chapter of a union.

#### **The Government of Québec's Criteria for funding community groups**

- Group must be community based, meaning it works with the community, for the community.
- Group must have an active associative and democratic life, meaning it actively engages with its members and offers opportunities for widespread involvement as well as clear routes for participation such as an annual general assembly, and an active board of directors.
- Group must maintain its autonomy from government and other groups, meaning all members of the board come from the membership and the group is free to make its own autonomous decisions without being subject to rules from a professional order or government bodies.
- 

#### **The Government of Québec's Criteria for funding autonomous community action groups**

- Group must have been founded as a grassroots initiative, meaning citizens organized together around an issue of concern.
- The mission of the group must be to work towards social change, meaning the group decided without government intervention, what kind of action to take towards social transformation and the group shows it can meet the needs of the community and work towards individual and group empowerment.
- Group must have a global approach to the issue of concern, meaning it uses a variety of practices to address the issues (services that address the root of the problem, education, mobilizing concerned people, advocacy etc.), and works with other groups to accomplish its goals.
- Group must be guided by a board of directors from the public at large, meaning there are no structural links to government networks.

## ANNEX XIX

### INFO SHEET: ETHNO-CULTURAL GROUPS AND GLOBAL MISSION FUNDING

Of the groups participating in the study, 95 of 280 reporting groups (33.9%) have the ability to function in a language other than English or French. They speak Spanish (36 groups), South Asian languages (22 groups), Arabic (13 groups), Filipino dialects (10 groups) or Creole (9 groups). **Table I** shows the regions these groups are located in.

**Table I.** Number of groups in each region that can function in other languages

Region represented Year 1 -2010	Number of groups that can function in other languages	Region represented Year 2 -2011	Number of groups that can function in other languages
Montréal	64	Capitale Nationale	6
All of Québec	11	Montréal	3
Laval	6	Outaouais	1
Estrie	2	Laurentiens	1
		Lanaudière	1

**This finding speaks to the rich diversity of languages community work is being carried out in within specific regions of Québec.**

Of particular interest are the findings on groups that have the ability to function in languages other than English and/or French and are ethno-cultural<sup>1</sup> groups. Ethno-cultural groups are defined as groups working with a specific ethno or cultural community such as the black English community or the Chinese community. **These groups appear to have a specific challenge when it comes to obtaining global mission funding.**

Of the 76 groups that do not have global mission funding, but appear to meet the criteria, 30 work with ethno-cultural communities. This finding was noted when we reviewed the mission statement, populations worked with and sector of activity of these 76 groups to see what might be different about them from groups receiving global mission funding. We categorized groups as ethno-cultural if they mentioned working with a particular ethno-cultural group that offers support or services to immigrants or newcomers in general or to the English-speaking community. These 30 groups work primarily with the black English-speaking community, people from English-speaking Africa, Asia and South Asia, and diverse Spanish-speaking communities. Many of these groups provide front line services that respond to specific needs of their community members: parenting skills, job training, integration support, etc.



**There are many reasons why ethno-cultural groups have difficulty in accessing global mission funding**

To receive funding from the Ministry of Immigration and Cultural Communities, groups must work towards the integration of their community members into Québec society (with a 5 year span for integration to have been achieved). Given that these groups often work towards integration of their community members over a longer period of time, there appears to be no funding envelope for these groups within the well-developed Government of Québec community funding envelopes. These groups have not accessed global mission funding, despite the fact that they meet the criteria of the *Politique*<sup>2</sup>; the elimination of poverty and exclusion, social development and an active citizenship (Gouvernement du Québec, 2001) and appear to meet the criteria for global mission funding.

There may be several reasons for this. Firstly, many ethno-cultural groups, while working on integration of their members into Québec society, do this work implicitly. Their explicit mandate is parenting, youth activities, information and referral among other activities. This means they cannot access global funding from the Ministry of Immigration and Cultural Communities as they do not have the explicit mandate of integration into Québec society (within a five year period). Secondly, many of these groups cover multiple needs of their members, hence finding a home ministry becomes more difficult.

Not being able to access global funding may also be linked to how these groups describe their work. In our analysis of the first two years of the research, the word 'integration' was used twice as often in mission statements of groups with global mission funding (and working with ethno-cultural communities) compared to groups working with ethno-cultural communities and not receiving global mission funding. While groups need to be careful about not falling into 'mission drift' to obtain funding (Scott, 2003), it appears that groups working with specific ethno-cultural communities have modified their mission statement to be able to receive funding (White et al, 2008, p. 89).

This concern about having access to global mission funding and how groups describe their work is also corroborated by RIOCM (2008). This study on how to promote stronger inclusion of cultural communities in RIOCM's work identified the difficulty ethno-cultural groups have finding funding particularly because many funders are not willing to fund specific populations (p. 18).

**This lack of funding envelopes for these groups is problematic and needs to be rectified for the *Politique* to be able to be considered successful and exemplary of good state funding for the community sector.**

1 During the research COCo began testing the term racialized groups to describe ethno-cultural groups as we felt racialized is more appropriate term. However, when using the word in English and particularly in French, we met with resistance and a lack of understanding of the work. Hence, for now we are using the term ethno-cultural.

2 *Politique de reconnaissance et de soutien à l'action communautaire* - commonly known as the *Politique* - a policy whose main objective is to provide recognition and financial support to the community sector as of 2001 (Government of Québec, 2001).

# ANNEX XX

## INFO SHEET: NETWORK PARTICIPATION ANALYSIS

A detailed analysis was carried out to determine with what type of networks groups are involved. The research was interested in looking at what networks groups belong to because formal networks with the Québec community sector are a strong component for connections between the government and community groups. Networks were defined as:

- a) Local: examples are municipality or borough based youth, seniors 'tables': 'table' being a place where groups working with similar citizens or on similar issues meet to share information and strategize together;
- b) Regional: similar groups that meet at the more regional level i.e.: south-west of Montréal, Laval, Lower Laurentiens;
- c) Québec-wide: often known as *regroupments* or coalitions of groups with similar interests and often funded by the same Government of Québec funding body;
- d) Pan-Canadian: places groups come together with groups with similar interests from across Canada (for example: Boys and Girls Clubs of Canada, Canadian AIDS Society, Canadian council for Refugees);
- e) English networks such as QCGN, CHSSN, Literacy Volunteers of Québec (SEE ANNEX XXI FOR A LIST OF ACRONYMS AND DEFINITIONS)

Groups were asked if they were involved in networks and to name their three most important network affiliations. While some groups belong to one network only, most groups indicated belonging to two or three networks. A total of 357 networks were named. Of these:

- ✓ 226 networks were named by groups as a first choice
- ✓ 127 networks were named by groups as a second choice
- ✓ 84 networks were named by groups as a third choice

See **Table I** for a full analysis of network affiliations.

**Table I:** Types of network affiliations and the number of times mentioned

	FIRST NAMED NETWORK	SECOND NAMED NETWORK	THIRD NAMED NETWORK	NO. OF GROUPS	NO. OF MENTIONS
<b>LOCAL</b>	38 groups named 42 times	12 groups named 14 times	11 groups named 11 times	61	67
<b>REGIONAL</b>	54 groups named 60 times	44 groups named 51 times	42 groups named 47 times	140	158
<b>Québec - WIDE</b>	39 groups named 46 times	17 groups named 22 times	4 groups named 5 times	60	73
<b>PAN - CANADIAN</b>	21 groups named 22 times	11 groups named 11 times	9 groups named 9 times	41	42

<b>ENGLISH NETWORKS</b>	29 groups named 56 times	17 groups named 29 times	9 groups named 12 times	55	97
<b>NOT A 'NETWORK'</b>	8	13	13		
<b>CAN'T TELL</b>	5	2	3	10	

What are these findings telling us?

- ✓ This is pleasantly surprising to see the **high number of groups that belong to a network**. Although there has been no data of participation of these groups in networks in the past, our understanding of past participation suggests there has been a rise in participation in networks in recent years. This is possibly due to funder requirements (or encouragements): the increase in networks and the role networks play in connecting groups to funding sources.
- ✓ **There is more participation in regional networks** (158 regional networks identified by groups) than in local (67) or Québec-wide (73). This was interesting to note. We had thought local participation rates would have been higher. However, it may be that in some regions (e.g. Laval) there is little in the way of local networks and most of the networking takes place at the regional level.
- ✓ **Participation in English-speaking networks is high** (mentioned 97 times), second only to participation in regional networks. Highest mentioned: QCGN 16, CHSSN 8, CLC 6, ELAN 6, CEDEC 4, Townshippers Association 4, QDF 3, QAHN 3 (\*SEE ANNEX XXI FOR A LIST OF ACRONYMS AND DEFINITIONS).
- ✓ 42 examples of pan-Canadian networks are given. They **cover a wide variety of organizations that link specifically to the mandate of the group that filled in the survey**. For example: Movement for Canadian Literacy, Canadian Environmental Network, Fédération des Associations Vietnamiennes au Canada.
- ✓ 34 organizations that are not networks in the sense that COCo identifies networks, were named as networks by survey participants. Some of these 34 organizations are local community organizations (eg. Dawson Community Centre, Project Genesis) and some of these are government-related bodies (for example: Québec en Forme, MRC Laurentides). Other types of networks named included gatherings of clergy, school committees, etc. **There appear to be different understandings of what is a network among survey respondents.**

It is encouraging to see the number of networks groups named. Most groups are networking with others and connected to the broader community sector in some way.

However, the level of participation in Québec-wide networks is more than 50% lower than in regional networks. This is understandable given the importance of participating in networks 'close to home'. However, **if groups want to have input on policy issues, participating at the Québec-wide level becomes more important as this is the level of networking at which broader policy discussions and stronger linking directly with the government occurs. Groups need to be encouraged to step forward and take positions in Québec-wide networks.**

# ANNEX XXI

## LIST OF ACRONYMS AND DEFINITIONS

**CAMI** – Council for Anglophone Magdalen Islanders. CAMI has been working in the English-speaking community of the Magdalen Islands since 1987. A non-profit organization, CAMI is an organization of the community for the community, promoting the rights of Anglophone Magdalen Islanders. [http://www.micami.org/index.php?option=com\\_content&view=article&id=1&Itemid=2&lang=en](http://www.micami.org/index.php?option=com_content&view=article&id=1&Itemid=2&lang=en)

**CBAR** – A term to designate a specific type of research: community-based action research (CBAR), which is designed to have as a research priority the needs of the community and includes the participation from all stakeholders (community groups, community members, funders, academics etc.) at each step of the research process: defining the research question and goals, survey design or interview questions, focus groups, feedback on findings and analysis and dissemination of the results. It also emphasizes taking specific action as a result of the research findings to better serve the community.

**CEDEC** – A Québec-wide organization with an economic and labour force development mandate, CEDEC—the Community Economic Development and Employability Corporation—helps communities throughout Québec identify, assess, and prepare to act on social, cultural, and economic development opportunities. CEDEC works essentially but not exclusively with Québec's English-speaking audiences. <http://www.cedec.ca/mission-and-vision/>

**CHSSN** – Community Health and Social Services Network. CHSSN is the network of community organizations, resources and public institutions striving to ensure access to health and social services in English for Québec's English-speaking communities. <http://www.chssn.org/>

**CLC** – Community Learning Centres. An English minority language initiative, Community Learning Centres are partnerships that provide a range of services and activities, often beyond the school day, to help meet the needs of learners, their families, and the wider community. Their aim is to support the holistic development of citizens and communities. <http://www.learnQuébec.ca/en/content/clc/>

**COCO** – Centre for Community Organizations. A Montréal-based non-profit organization that serves English-speaking, bilingual and ethno-cultural community groups across Québec. COCo promotes social justice, active citizenship and just socio-economic development by encouraging healthy community groups in Québec. <http://www.coco-net.org/>

**CQRHC** – Conseil québécois des ressources humaines en culture. A Québec-wide network that seeks to support and promote professional development in the arts sector. <http://www.cqrhc.com/>

**ELAN** – English Language Arts Network. As an artists' network, ELAN helps artists share resources, ideas and inspiration across all disciplines. <http://www.Québec-elan.org/>

**QAAL** – Québec Association for Adult Learning. QAAL promotes equality of access to learning, to support one another as adult educators, to raise public awareness of adult learning issues and to promote the exchange of information and resources. <http://www.chssn.org/WebSite/qaal/>

**QAHN** – Québec Anglophone Heritage Network. QAHN aims to advance knowledge of the history of Québec's English-speaking communities by informing, inspiring and connecting people through its activities. Membership is open to anyone with an interest in Québec history, heritage and culture. <http://qahn.org/>

**QCGN** – Québec Community Groups Network. QCGN is a not-for-profit organization bringing together 38 English-language community organizations across Québec. <http://www.qcgn.ca/>

**QDF** – Québec Drama Federation. <http://www.Québecdrama.org/>

**RIOCM** – Regroupement Intersectoriel des Organismes Communautaires de Montréal. A network of 600 community organizations working in the Health and Social Services sector in the Montréal region. <http://riocm.ca/>

**RQ-ACA** - Réseau québécois de l'action communautaire autonome. A Québec-wide network of independent community action that represents over 4000 autonomous community organizations to the Québec government. <http://www.rq-aca.org/>

**SACA** - Secrétariat à l'Action Communautaire Autonome. Québec government body created to ensure the recognition and support of the community sector in Québec. Predecessor to SACAIS.

**SAC AIS** - Secrétariat à l'Action Communautaire Autonome et aux Initiatives Sociales. Québec government body created to ensure the recognition and support of the community sector in Québec, primarily through assuring global mission funding to organizations.

**Townshippers Association** - A non-profit organization that promotes the interests of English-speaking citizens in Québec's Eastern Townships. [www.townshippers.qc.ca/](http://www.townshippers.qc.ca/)

## ANNEX XXII

### REFERENCES

- Anheier, H. K. (2000). Managing non-profit organizations: Towards a new approach. UK: Centre for Civil Society. Retrieved from: <http://eprints.lse.ac.uk/29022/1/cswp1.pdf>
- Blumel, S. and Ravensbergen, F. (2011). In *The Know: Preliminary results of a study on the relationship between community groups serving the English-speaking, bilingual and ethno-cultural communities of Québec and the Government of Québec*. Journal of Eastern Township Studies. Spring 2011(36): 119-185.
- Boog, B. W. M. (2003). The emancipatory character of action research, its history and present state of art. Journal of Community & Applied Social Psychology (13): 426-438.
- Brock, K. (2003). Delicate Dances: Public Policy and the nonprofit sector. Montréal: McGill - Queens University Press.
- COCo (Centre for Community Organizations). (2003). The number of English-speaking, nonprofit groups in Québec. Montréal: Centre for Community Organizations.
- COCo (Centre for Community Organizations). (2008). Original application for funding.
- COCo (Centre for Community Organizations). (2009). Charitable Organizations: Limitations on Political Activities. Retrieved from: [http://www.coco-net.org/sites/coco-net.org/files/pol\\_limitations\\_infosheet.pdf](http://www.coco-net.org/sites/coco-net.org/files/pol_limitations_infosheet.pdf)
- COCo (Centre for Community Organizations). (2012). Applying for charitable status. Montréal: Centre for Community Organizations. Retrieved from: <http://coco-net.org/sites/coco-net.org/files/files/Charitable%20Status-modified%202012-EN.pdf>
- Charest, R. (2004). Le parcours d'une pratique d'Education populaire: Entrevue avec Bernard Vallée de l'Autre Montréal. Nouvelles Pratiques Sociales 17(1): 33-40.
- Delauriers, J.P. and Paquet, R. (2003). Travailler dans le communautaire. Sainte-Foy: Presses de l'Université du Québec.
- Elson, P. R. (2007). A short history of Voluntary Sector-Government relations in Canada. The Philanthropist 21(1): 36-74.
- Flicker, S., Savan, B., McGrath, M., Kolenda, B. and Midenberger, M. (2007). 'If you could change one thing...' What community-researchers wish they could have done differently. Community Development Journal 43(2): 239-253.



Flicker, S., Guta, A., Larkin, J., Flynn, S., Fridkin, A., Travers, R., Pole, J.D. and Layne, C. (2010). Survey Design from the Ground up: Collaboratively Creating the Toronto Teen Survey. Health Promotion Practice 11(1): 112 - 122.

Gouvernement du Québec. (2001). Politique Gouvernementale: L'Action communautaire, une contribution essentielle à l'exercice de la citoyenneté et au développement social du Québec. Québec : Comité aviseur sur l'action communautaire, Comité Interministériel de l'action communautaire. Retrieved from: <http://www.mess.gouv.qc.ca/sacais/action-communautaire/politique-reconnaissance-soutien.asp>

Gouvernement du Québec. (2004). Cadre de référence en matière d'action communautaire. Québec: Secrétariat à l'action communautaire autonome du Québec: Ministère de l'Emploi, de la Solidarité sociale et de la Famille. Retrieved from: <http://www.mess.gouv.qc.ca/sacais/action-communautaire/cadre-reference.asp>

Gouvernement du Québec. (2007). Enquête par sondage auprès des organismes communautaires du Québec: Rapport analytique. Québec: Ministère de l'Emploi et de la Solidarité sociale.

Gouvernement du Québec. (2011). Map of the regions of Québec. Québec: Affaires municipales, Régions et Occupation du territoire du Québec.

Jedwab, J. (2001). 'New' and not so new Anglos: An analysis of Québec anglophone opinion on the province's socio-political realities. In The Missisquoi Reports. Montréal: The Missisquoi Institute.

Jedwab, J. (2004). Going forward: The evolution of Québec's English-speaking community. Retrieved from: [http://epe.lac-bac.gc.ca/100/200/301/ocol-clo/going\\_forward-e/html/archives/sst\\_es/2004/jedwab/jedwab\\_2004\\_e.htm](http://epe.lac-bac.gc.ca/100/200/301/ocol-clo/going_forward-e/html/archives/sst_es/2004/jedwab/jedwab_2004_e.htm)

Jette, C. (2008). Les organismes communautaires et la transformation de l'État-providence: Trois décennies de construction des politiques publiques dans le domaine de la santé et des services sociaux. Québec: Presses de l'Université du Québec.

Jordan, S. (2003). "Who stole my methodology?" Co-opting PAR. Globalisation, Societies and Education 1(2): 185-200

Kreuger, L.W. and Nueman, W.L. (2006). Social Work Research Methods: Qualitative and Quantitative Applications. Boston, MA: Pearson Education.

L'Alliance de recherche universités-communautés en Économie sociale, Équipe UQAM. (2006). The nonprofit and voluntary sector in Québec: Regional highlights of the national survey of nonprofit and voluntary organizations. Toronto: Imagine Canada. Retrieved from: [http://www.imaginecanada.ca/files/www/en/nsnvo/c\\_Québec\\_sector\\_report.pdf](http://www.imaginecanada.ca/files/www/en/nsnvo/c_Québec_sector_report.pdf) Toronto: Imagine Canada



Lachapelle, R. (2007) Renouveler l'État social: Les enjeux de l'action communautaire au Québec. In Collin, J. & Suissa, A.J. (Eds). Nouvelles pratiques sociales, 19 (2). Montréal: UQAM.

McAneely, M. (2007). The Politique de reconnaissance et de soutien à l'action communautaire autonome: Maintaining Autonomy and Getting Funding. Montréal.

McMillan, J. H. (2004). Educational research. Toronto: Pearson Education.

Metivier, C. (2011). Résultats du sondage effectué auprès des membres du RC-ACA sur la satisfaction concernant l'application de la Politique gouvernementale. Québec: Journée de réflexion sur les 10 Ans de la politique gouvernementale sur l'action communautaire.

Patton, M. Q. (1982). Practical Evaluation. Beverly Hills, CA: Sage Publications.

QCGN (Québec Community Groups Network). (2007). Demographics and the long-term development of the English-speaking communities of the Greater Montréal Region: Discussion document # 1. Montréal: Québec Community Groups Network.

QCGN (Québec Community Groups Network). (2009). Creating spaces for young Québécois: Strategic orientations for English-speaking youth in Québec. Montréal: Québec Community Groups Network.

Reason, P. and Bradbury, H. (Eds). (2006). Handbook of action research. Thousand Oaks: Sage Publications.

RIOCM (Regroupement Intersectoriel des Organismes Communautaires de Montréal). (1998). Their Balance leaves us off-Balance: Fact-finding report on the impact of the transformation of the health and social services system in Montréal. Montréal: Regroupement Intersectoriel des Organismes Communautaires de Montréal.

RIOCM (Regroupement Intersectoriel des Organismes Communautaires de Montréal). (2008). Rapport de la démarche de réflexion sur l'inclusion et les relations interculturelles. Montréal: Regroupement Intersectoriel des Organismes Communautaires de Montréal.

Scott, K. (2003). Funding Matters: The Impact of Canada's New Funding Regime on Nonprofit and Voluntary Organizations. Ottawa: Canadian Council on Social Development.

Shragge, E. (2009). Activism and social change: Lessons for community and local organizing. Toronto: University of Toronto Press.

Sotomayor, E. and Lacombe, M. (2006). Le comité aviseur de l'action communautaire autonome: Dix ans de luttes pour la reconnaissance. Montréal: Comité aviseur de l'action communautaire autonome.

Stand Firm. (2008). Déclaration du Stand Firm Québec aux institutions et organisations culturelles gouvernementales. Montréal: Stand Firm.

VON (Victoria Order of Nurses). (2002). Board handbook for fundraising. Retrieved from: <http://www.von.ca/english/Volunteers/V200Leadership/Module%206/Module6.pdf>

White, D. (2001). Harnessing a movement, taming an ideology; On the State and the third sector in Québec. Isuma, 40-50.

White, D. and l'Équipe d'Évaluation de la Politique. (2008). La gouvernance intersectorielle à l'épreuve: Évaluation de la mise en œuvre et des premières retombées de la Politique de reconnaissance et de soutien de l'action communautaire. Montréal: Centre de recherche sur les politiques et le développement social (CPDS), Université de Montréal.

Zarinpoush, F. (2006). Project Evaluation Guide for Nonprofit Organizations: Fundamental Methods and Steps for Conducting Project Evaluation. Toronto: Imagine Canada. Retrieved from: [http://library.imaginecanada.ca/files/nonprofitscan/en/csc/projectguide\\_final.pdf](http://library.imaginecanada.ca/files/nonprofitscan/en/csc/projectguide_final.pdf)