



**MONTRÉAL**

1180, rue Drummond  
Bureau 620  
Montréal (Québec) H3G 2S1  
T 514 878-9825

**QUÉBEC**

3340, rue de La Pérade  
3<sup>e</sup> étage  
Québec (Québec) G1X 2L7  
T 418 687-8025

# SURVEY ON VULNERABILITY IN THE CONTEXT OF FATHERHOOD

PRELIMINARY REPORT

PRESENTED TO THE REGROUPEMENT POUR LA VALORISATION  
DE LA PATERNITÉ AND TO THE COMMUNITY HEALTH & SOCIAL  
SERVICES NETWORK

<b>03</b>	/Context, objectives and methodology overview
<b>05</b>	/Highlights
<b>08</b>	/Chapter 1: Distress and precariousness
<b>22</b>	/Chapter 2: Risk and protective factors
<b>52</b>	/Conclusions

## APPENDICES

- /1.** Respondents' socio-demographic characteristics
- /2.** Detailed methodology
- /3.** Questionnaire
- /4.** Detailed statistical tables (separate document)

# CONTEXT, OBJECTIVES AND METHODOLOGY OVERVIEW



## Context and Objective

The Regroupement pour la Valorisation de la Paternité (RVP) brings together more than 250 organizations and individuals from the 17 administrative regions of Quebec. Its mission is to value the role of fathers and to promote their importance in the family and in society for the development and well-being of children, in a perspective of equality between parents. The RVP has enlisted the services of SOM to consult Quebec fathers of children under 18 years of age in order to better understand the concept of vulnerability in the context of fatherhood, particularly from the perspective of the diversity of parental experiences and pathways.

**In partnership with the Community Health and Social Services Network (CHSSN), this report was based on a subsample of 400 respondents who completed the questionnaire in English.**

## Target Population

Quebec fathers with at least one child under 18 years of age who personally identify with this parental role.

## Sampling

2,119 respondents.

## Questionnaire Design

The survey questionnaire was developed by a scientific committee headed by Carl Lacharité (UQTR). It includes 85 items (closed-ended questions) aimed at measuring various dimensions associated with distress and precariousness, as well as various elements describing fathers' parental experiences and pathways that are likely to influence, in a positive or negative way, their propensity to experience this distress or precariousness. The purpose of this structure was not only to describe how Quebec fathers can be vulnerable and under what conditions this vulnerability is likely to occur, but also to relate this information to the different backgrounds and characteristics of fathers in order to better guide interventions with them.

# CONTEXT, OBJECTIVES AND METHODOLOGY OVERVIEW (CONTINUED)



## Structure of the questionnaire

1. Distress and precariousness
  - Psychological distress (6 items)
  - Suicidal ideation (1 item)
  - Lack of rewards (5 items)
  - Lack of confidence (5 items)
  - Lack of direction (5 items)
2. Parental experiences and pathways
  - Relationship with children (2 items)
  - Co-parenting relationship (5 items)
  - Valuation (2 items)
  - Availability of help (4 items)
  - Adaptation to fatherhood (3 items)
  - Family experience in childhood (6 items)
  - Societal conditions (8 items)
  - Impact of COVID (6 items)
  - Consultation of resources (3 items)
  - Resilience (6 items)
3. Fathers' characteristics
  - Family characteristics (9 items)
  - Socio-demographic characteristics (9 items)


## Collection

Online survey conducted from March 1 to 11, 2022.

## Weighting

The data were weighted on the basis of Quebec fathers of children under 18 years of age, taking into account age, gender, mother tongue, level of education, proportion of fathers and region.

## Notes

The arrows indicate that the result for a segment of the sample is statistically significantly higher or lower than for all other respondents. Respondents who completed the questionnaire in French are considered French-speaking, while those who completed the questionnaire in English are considered English-speaking. In addition, the  icon represents French-speaking respondents and is used occasionally to highlight the results for these respondents.

# Highlights

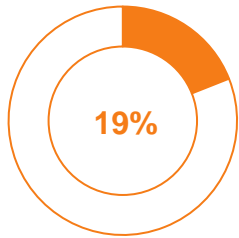


---

# HIGHLIGHTS: DISTRESS AND PRECARIOUSNESS



## PSYCHOLOGICAL DISTRESS



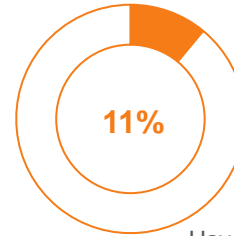
High psychological distress index (13 or more)

Proportionally more likely to have an index of 13 or higher:

- Has experienced a spousal separation in the past 5 years (38%)
- Blended family (36%)
- Family income under \$35K (36%)
- Low resilience index (34%)
- Has been a victim of violence (26%)

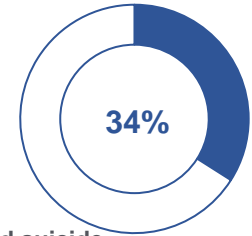
## SUICIDAL IDEATION

All respondents



Have seriously considered suicide in the last 12 months

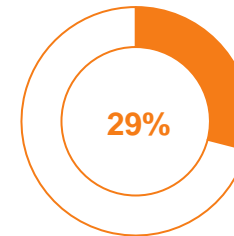
Respondents with a high psychological distress index



## LACK OF REWARDS

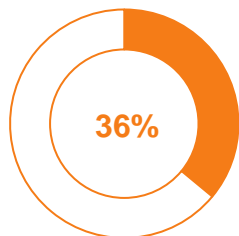
Would you say that, for you, fatherhood is...?	Never/sometimes
A source of pride	12%
A source of enjoyment	11%
A source of satisfaction	11%

## LACK OF CONFIDENCE



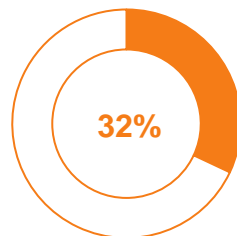
Feel that problems related to their children's education are difficult to solve

## ANXIETY OR STRESS

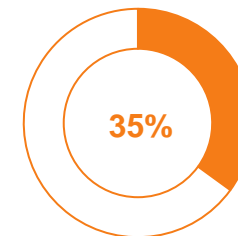


Perceive fatherhood as a source of anxiety or stress (always or often)

## LACK OF DIRECTION



Disagree (strongly or somewhat) with receiving advice that is helpful in their roles as fathers

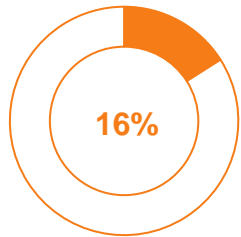


Disagree (strongly or somewhat) with having learned about how to act as a father with their children

# HIGHLIGHTS: PARENTAL EXPERIENCES AND PATHWAYS



## RELATIONSHIP WITH CHILDREN



Report being dissatisfied (very or somewhat) with their sense of spending quality time with their children

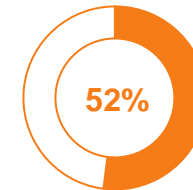
## CO-PARENTING RELATIONSHIP

### Very or fairly unsatisfying

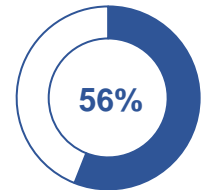
The impression of being valued in your role as a father by your co-parent	18%
The quality of the communication between you	16%
The sharing of tasks of caring for and raising the child or children	14%
The sharing of a common vision for the child or children's education	13%
The quality of the relationship in general	12%

## HELP RECEIVED

Never or rarely receive help with family responsibilities

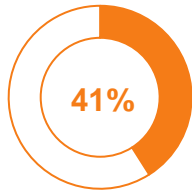


from their parents



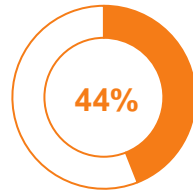
from their parents-in-law

## ADJUSTING TO FATHERHOOD



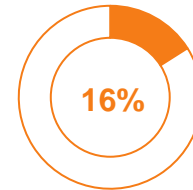
Found it difficult (very or somewhat) to adjust to fatherhood

## IMPACT OF COVID



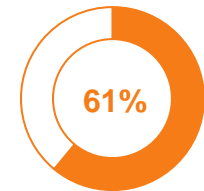
Found it difficult (very or somewhat) to adapt to the changes caused by the pandemic

## CONSULTATION



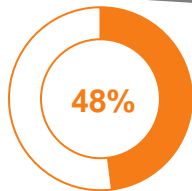
Consulted a psychosocial resource or practitioner in the last year

## VIOLENCE IN THE FAMILY ENVIRONMENT



Have experienced at least one form of violence in their family environment

## SOCIETAL CONDITIONS

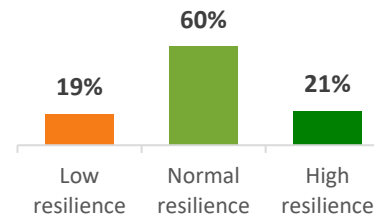


Feel that the role of the father is not as valued as the role of the mother in Quebec society

Disagree (strongly/somewhat) with the adaptation of the following to fathers' realities

Family law	53%
Laws and regulations (in general)	48%
Health and social services	45%
Employer practices	43%
Community services	42%
Education services	38%

## RESILIENCE



(according to the Brief Resilience Scale)

### Often/occasionally/rarely

Minor physical violence	58%
Psychological abuse	43%
Severe physical violence	31%
Sexual abuse	16%

# Chapter 1

## DISTRESS AND PRECARIOUSNESS

- Psychological distress
- Suicidal ideation
- Lack of rewards
- Lack of confidence
- Lack of direction





# PSYCHOLOGICAL DISTRESS

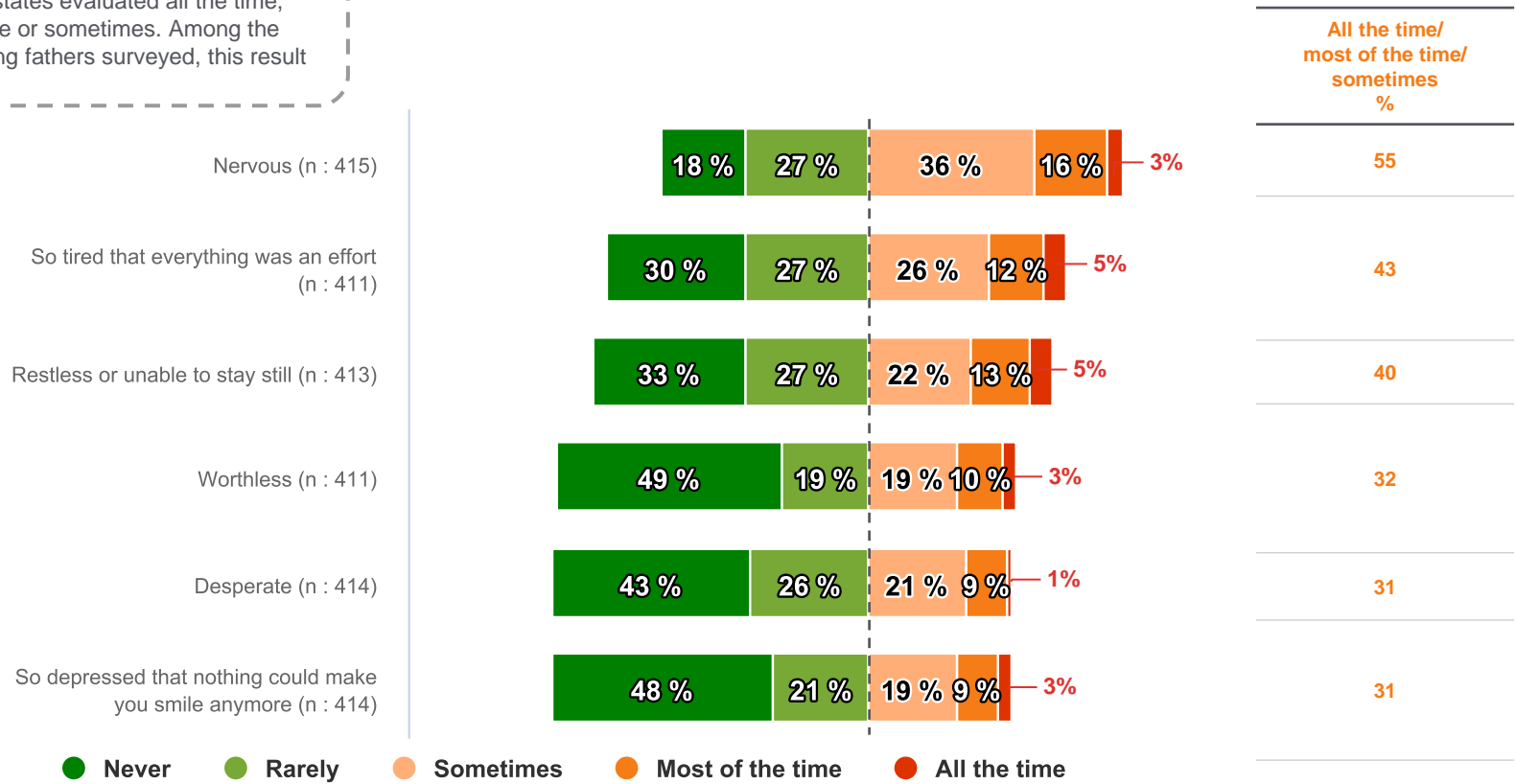
## FREQUENCY OF CERTAIN PSYCHOLOGICAL STATES



Q52-57. The next questions are about your psychological health.  
In the last month, how often have you felt...?

Base: all, excluding non-response

66% of the English-speaking fathers surveyed said that they **felt at least one** of the six psychological states evaluated all the time, most of the time or sometimes. Among the French-speaking fathers surveyed, this result was 65%\*.



Each of the states mentioned can lead to health problems if experienced continuously or very frequently. The proportion of respondents who have experienced any of these psychological states continuously in the month preceding the survey is very low (1% to 5%).

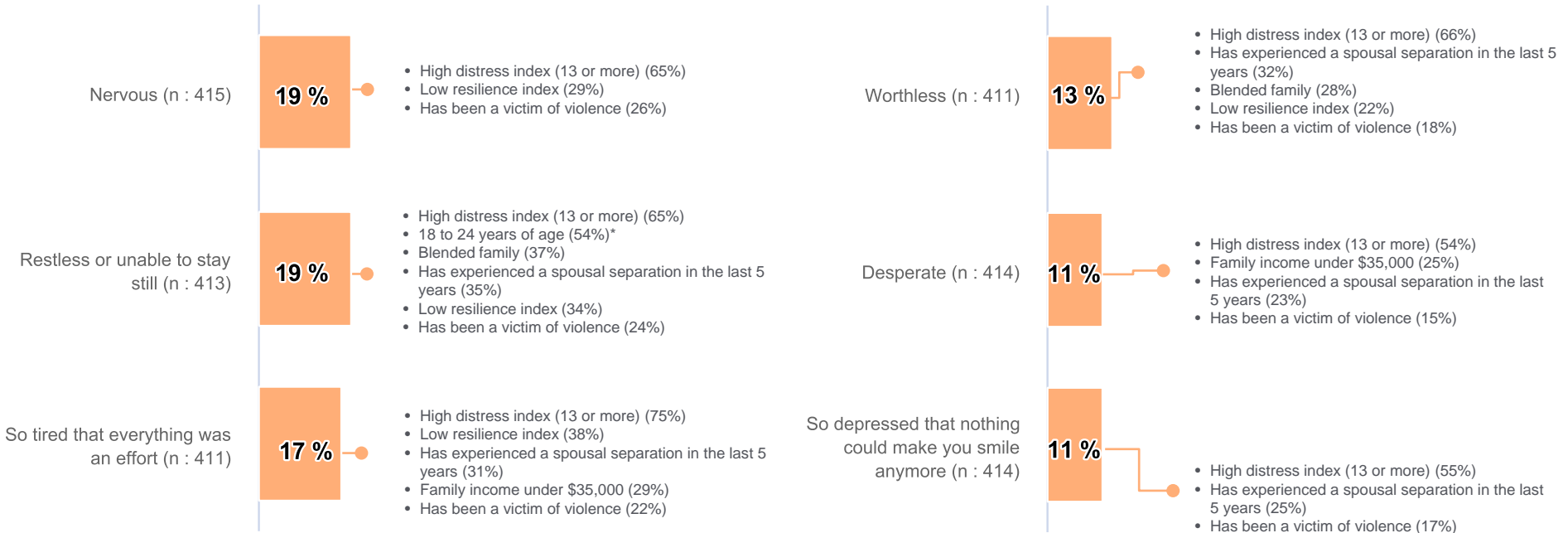
It should be noted, however, that a higher proportion of the English-speaking fathers surveyed felt continuously restless or unable to stay still than did their French-speaking counterparts (5% versus 1%).

\* This difference in results is not significant.

# PSYCHOLOGICAL DISTRESS SIGNIFICANT DIFFERENCES



**Q52-57. The following subgroups are more likely to feel...  
all the time or most of the time.**



The state of physical and mental health may be influenced by feeling any of the measured psychological states. In addition to these factors, there are several socio-demographic variables to consider. Thus, the English-speaking fathers surveyed who have experienced a spousal separation in the last 5 years, those who have been victims of violence and those with a low resilience index are among those who are, proportionally, more likely to feel the stated psychological states.

On the other hand, a greater proportion of the English-speaking fathers than the French-speaking fathers surveyed felt the following psychological states:

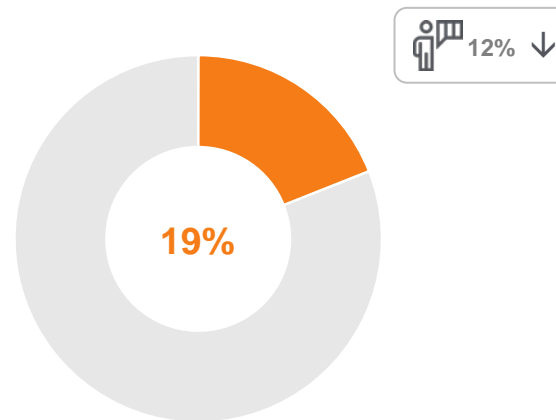
- Restless or unable to stay still (19% versus 6% of French-speaking fathers)
- Worthless (13% versus 6% of French-speaking fathers)

\* This result should be interpreted with caution due to the small number of respondents (n<30).

## Q52-57. In the last month, how often have you felt...?

Base: English-speaking respondents, excluding non-response, n: 415

DISTRESS INDEX OF 13 OR MORE OUT OF 24



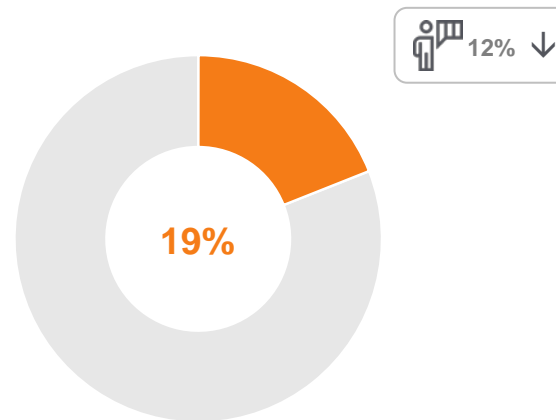
Nearly one in five (19%) of the English-speaking fathers surveyed could be suffering from psychological distress according to the responses provided to the preceding questions and compiled to arrive at this index. This figure rises to 12% among the French-speaking fathers surveyed.

Fathers who have experienced a spousal separation in the last 5 years (38%) as well as those with a family income under \$35,000 (36%) are, proportionally, more likely to display a high distress index. Other subgroups are, proportionally, more likely to have high distress scores and may also be more frequently vulnerable. Details of these are available on the next page.

# PSYCHOLOGICAL DISTRESS DISTRESS INDEX (CONTINUED)



Q52-57. The following subgroups are more likely to show a high distress index (13 or more).



The following subgroups are also, proportionally, **less likely** to show a score of 13 or higher:

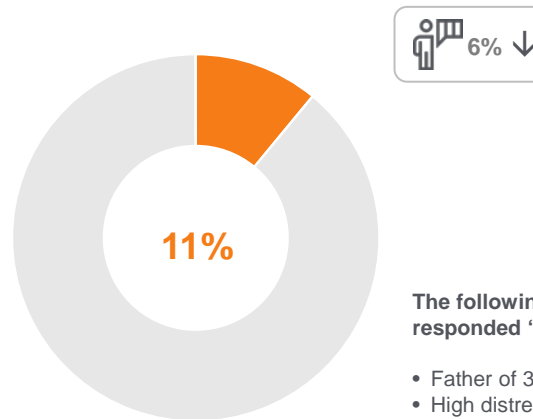
- Has never experienced a spousal separation (14%)
- Nuclear or intact family (11%)
- Has not been a victim of violence (8%)
- Family income of \$150,000 or more (3%)
- High resilience index (3%)

The following subgroups are also, proportionally, **more likely** to show a score of 13 or higher:

- Has experienced a spousal separation in the last 5 years (38%)
- Family income under \$35,000 (36%)
- Blended family (36%)
- Low resilience index (34%)
- Has been a victim of violence (26%)

## Q58. In the last 12 months, have you seriously considered committing suicide?

Base: all, n: 420



The following subgroups were, proportionally, more likely to have responded “yes”:

- Father of 3 or more children (37%)
- High distress index (13 or more) (34%)
- Has experienced a spousal separation in the last 5 years (32%)
- Family income of \$35,000 to \$54,999 (31%)
- Lives in the Québec City CMA (28%)\*
- Blended family (24%)
- Family income of \$75,000 to \$99,999 (24%)
- 25 to 34 years of age (21%)
- 18 to 34 years of age (20%)
- Father of children under 5 years of age (18%)
- Has been a victim of violence (18%)

More than one in ten respondents (11%) say they have seriously considered suicide in the past 12 months. This proportion rises to nearly two out of five (37%) among fathers with three or more children and to more than three out of ten among fathers with a high distress index (13 or more) (34%) as well as among those who have experienced a spousal separation in the last five years (32%).

It should be noted that a higher proportion of English-speaking fathers had thought about suicide in the last 12 months than French-speaking fathers (11% versus 6%).

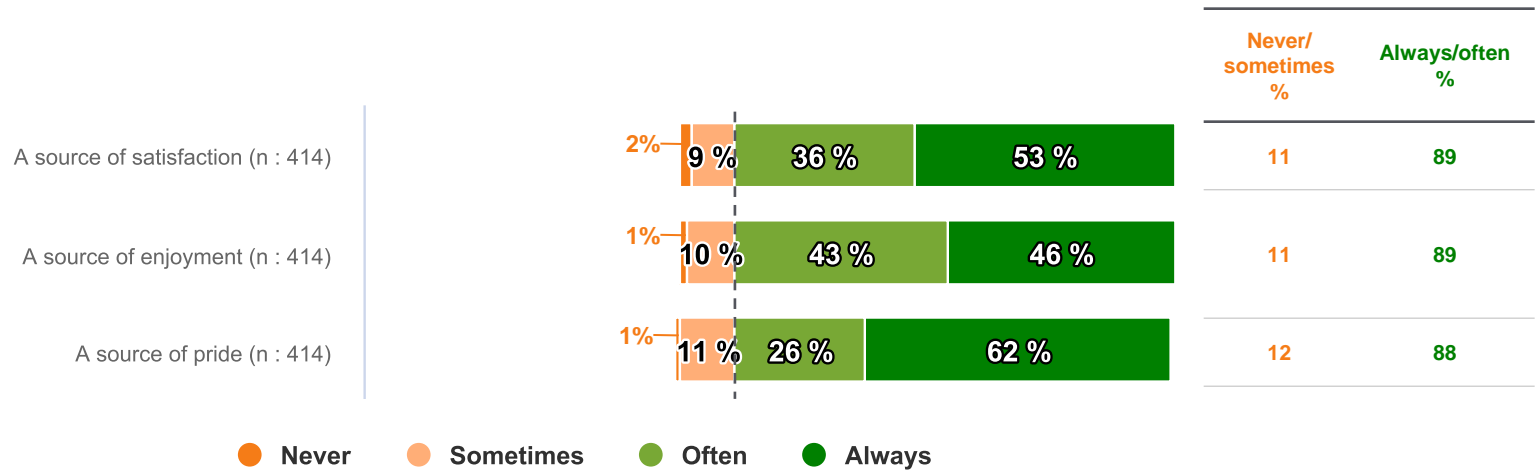
\* This result should be interpreted with caution due to the small number of respondents (n<40).

# LACK OF REWARDS



## Q1-3. First of all, would you say that, for you, fatherhood is...?

Base: all, excluding non-response



Fatherhood is a source of satisfaction, enjoyment and pride for a large majority of respondents. However, for some subgroups, fatherhood is seen as less rewarding. The details of these subgroups are available on the next page.

It should be noted that a higher proportion of English-speaking fathers do not perceive fatherhood as a source of pride (12% never/sometimes versus 5% of French-speaking fathers).

# LACK OF REWARDS SIGNIFICANT DIFFERENCES



## Q1-3. First of all, would you say that, for you, fatherhood is...?

Base: all, excluding non-response

Statements	% Never/sometimes	Significantly greater differences
A source of satisfaction	11	<ul style="list-style-type: none"> <li>• Single (23%)</li> <li>• Has experienced a spousal separation in the last 5 years (19%)</li> </ul>
A source of enjoyment	11	<ul style="list-style-type: none"> <li>• Single (23%)</li> <li>• High distress index (13 or more) (21%)</li> <li>• Low resilience index (18%)</li> <li>• Father of children 6 to 8 years of age (17%)</li> </ul>
A source of pride	12	<ul style="list-style-type: none"> <li>• Lives in the Québec City CMA (30%)*</li> <li>• Father of 3 or more children (26%)</li> <li>• High distress index (13 or more) (23%)</li> <li>• Single (22%)</li> <li>• Has experienced a spousal separation in the last 5 years (22%)</li> <li>• Has been a victim of violence (14%)</li> </ul>

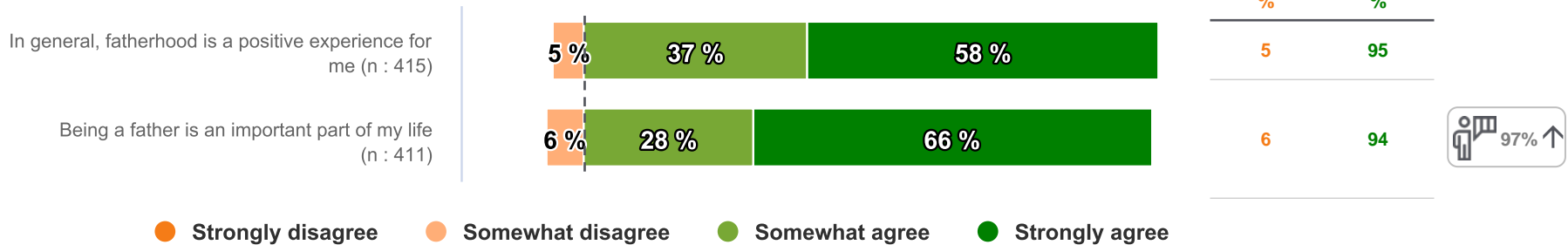
\* This result should be interpreted with caution due to the small number of respondents (n<40).

# LACK OF REWARDS (CONTINUED)



**Q5-6. Please indicate how much you agree or disagree with the following statements.**

Base: all, excluding non-response



Almost all English-speaking fathers agree that fatherhood is a positive experience and that it is an important part of their lives.

It should be noted, however, that fathers with 3 or more children, those with children under 2 years of age (15%) and those with a high distress index (13 or more) (13%) are, proportionally, more likely to disagree that fatherhood is an important part of their lives and may therefore feel less rewarded by fatherhood.



# LACK OF REWARDS

## SIGNIFICANT DIFFERENCES (CONTINUED)



**Q5-6. Please indicate how much you agree or disagree with the following statements.**

Base: all, excluding non-response

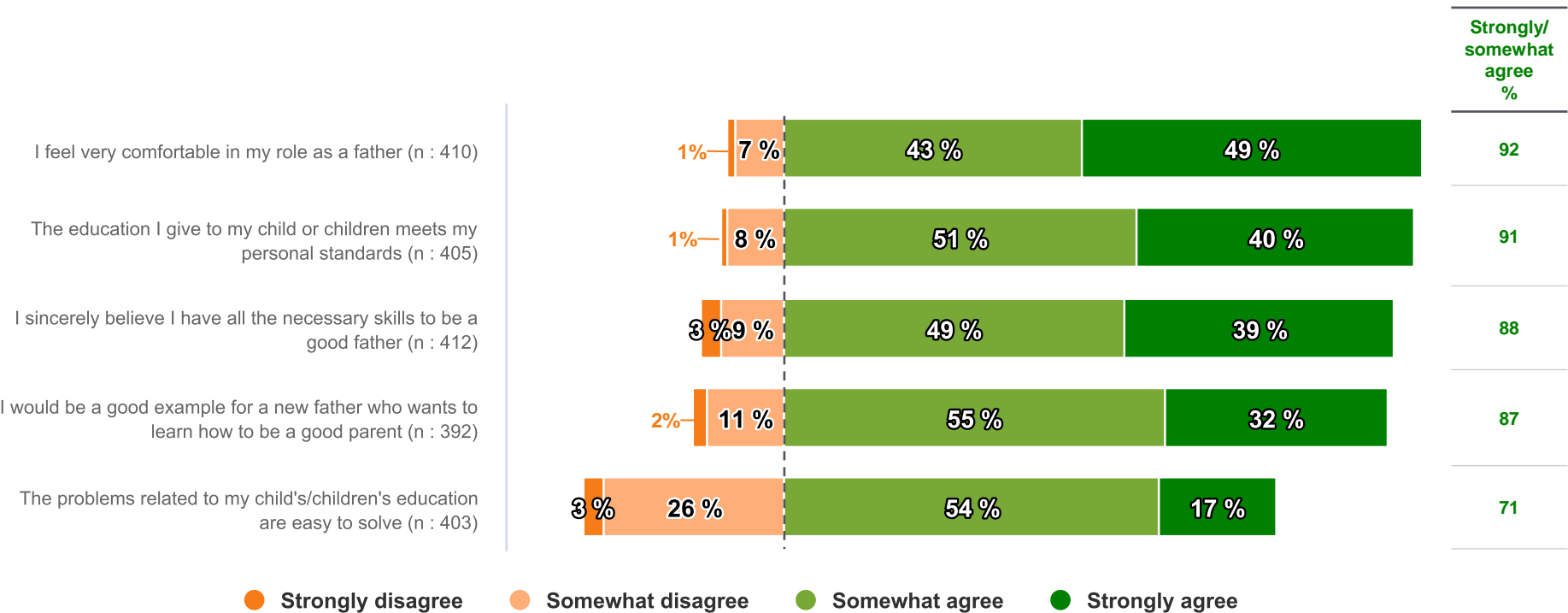
Statements	% Strongly/ somewhat disagree	Significantly greater differences
Being a father is an important part of my life	6	<ul style="list-style-type: none"> <li>• Has been a victim of violence (9%)</li> </ul>
In general, fatherhood is a positive experience for me	5	<ul style="list-style-type: none"> <li>• Father of 3 or more children (15%)</li> <li>• Father of children under 2 years of age (15%)</li> <li>• High distress index (13 or more) (13%)</li> </ul>

# LACK OF CONFIDENCE



**Q7-11. Please indicate how much you agree or disagree with the following statements.**

Base: all, excluding non-response



A strong majority of the English-speaking fathers surveyed feel very comfortable in their role (92%) and feel that the education they give their children is up to their personal standards (91%). Almost nine in ten (88%) believe they have all the skills they need to be a good father. This proportion is significantly higher among French-speaking fathers (92%).

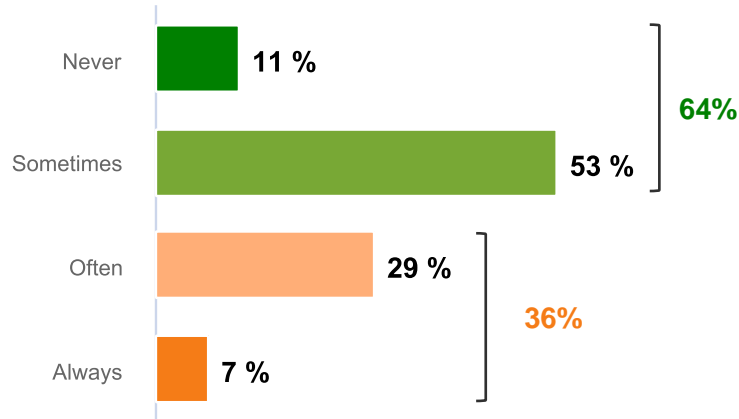
Fathers with a low resilience index may have a greater lack of confidence. In fact, fewer of them are likely to feel very comfortable in their role as a father (80%), to sincerely believe that they have all the necessary skills to be a good father (78%) or that they are a good example for a new father who wants to learn how to be a good parent (76%).

# LACK OF DIRECTION



## Q4. First of all, would you say that, for you, fatherhood is... a source of anxiety or stress

Base: all, excluding non-response, n: 2,107



The following subgroup of respondents were, proportionally, **more likely** to have answered, “**never/sometimes**”:

- High resilience index (82%)
- 45 to 54 years of age (75%)
- Father of children 9 to 12 years of age (75%)
- Lives in the Montréal CMA (68%)



The following subgroup of respondents were, proportionally, **more likely** to have answered, “**always/often**”:

- 18 to 24 years of age (71%)\*
- Father of 3 or more children (58%)
- Lives outside the two major metropolitan areas (54%)
- 18 to 34 years of age (50%)
- Father of children under 5 years of age (44%)



More than one third of English-speaking fathers (36%) perceive fatherhood as anxiety-provoking or stressful. This proportion rises to nearly six in ten (58%) among fathers of 3 or more children and to more than four in ten (44%) among fathers of children under 5 years of age.

Fatherhood is more often a source of anxiety or stress for English-speaking fathers than for French-speaking ones (36% always/often versus 23% for French-speaking fathers).

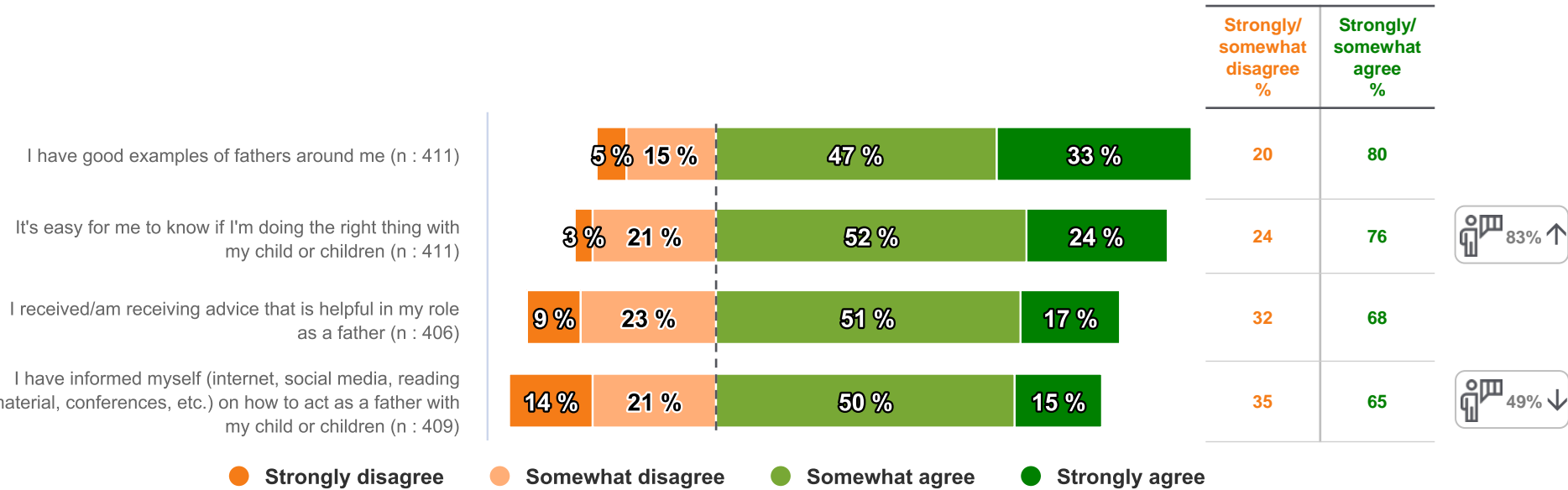
\* This result should be interpreted with caution due to the small number of respondents (n<30).

# LACK OF DIRECTION (CONTINUED)



Q12-15. Please indicate how much you agree or disagree with the following statements.

Base: all, excluding non-response



The English-speaking fathers surveyed seem to have a fairly good understanding of fatherhood. Indeed, the majority of respondents (between 65% and 80%) agree with the different statements. It should be noted that the French-speaking fathers surveyed are, proportionally, more likely to know if they are doing the right thing with their children. On the other hand, English-speaking fathers are, proportionally, more likely to say they have learned about how to act as a father with their children.

# LACK OF DIRECTION SIGNIFICANT DIFFERENCES



**Q12-15. Please indicate how much you agree or disagree with the following statements.**

Base: all, excluding non-response

Statements	% Strongly/ somewhat disagree	Significantly greater differences
I have informed myself (internet, social media, reading material, conferences, etc.) on how to act as a father with my child or children	35	<ul style="list-style-type: none"> <li>Father of children 13 to 17 years of age (42%)</li> </ul>
I received/am receiving advice that is helpful in my role as a father	32	<ul style="list-style-type: none"> <li>55 years of age or older (63%)</li> <li>Father of children 9 to 12 years of age (42%)</li> <li>Father of children 6 to 12 years of age (38%)</li> </ul>
It's easy for me to know if I'm doing the right thing with my child or children	24	<ul style="list-style-type: none"> <li>Born in another Canadian province or territory (48%)</li> <li>Low resilience index (38%)</li> <li>Has been a victim of violence (31%)</li> </ul>
I have good examples of fathers around me	20	<ul style="list-style-type: none"> <li>Non-worker (46%)</li> <li>Low resilience index (32%)</li> <li>High school graduate or less (30%)</li> <li>Has been a victim of violence (26%)</li> </ul>



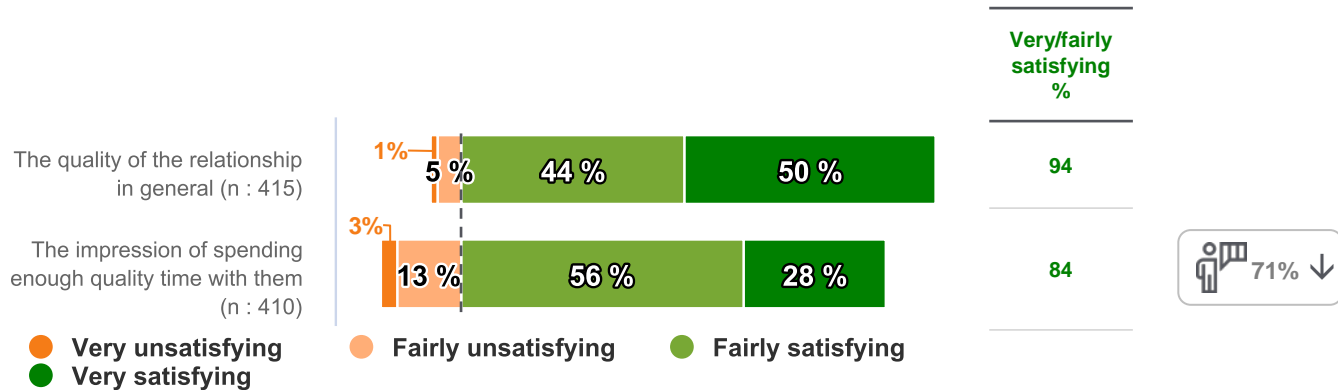
# Chapter 2

## RISK AND PROTECTIVE FACTORS

- Relationship with children
- Co-parenting relationship
- Valuation
- Help received
- Adjusting to fatherhood
- Family experience in childhood
- Societal conditions
- Impact of COVID-19
- Consultation of resources
- Resilience
- Family characteristics

## Q16-17. For your relationship with your child or children, in the last month, how would you rate the following?

Base: all, excluding non-response



The vast majority of English-speaking fathers surveyed are satisfied with the quality of their relationship with their children (94%) and more than four in five (84%) feel they spend enough quality time with them. Despite these very positive results, some subgroups have higher levels of dissatisfaction (very or fairly dissatisfied) with these two aspects of relationships with children. This is particularly the case for respondents with a low resilience index (15% and 26% respectively) and those who have been victims of violence (8% and 21% respectively).

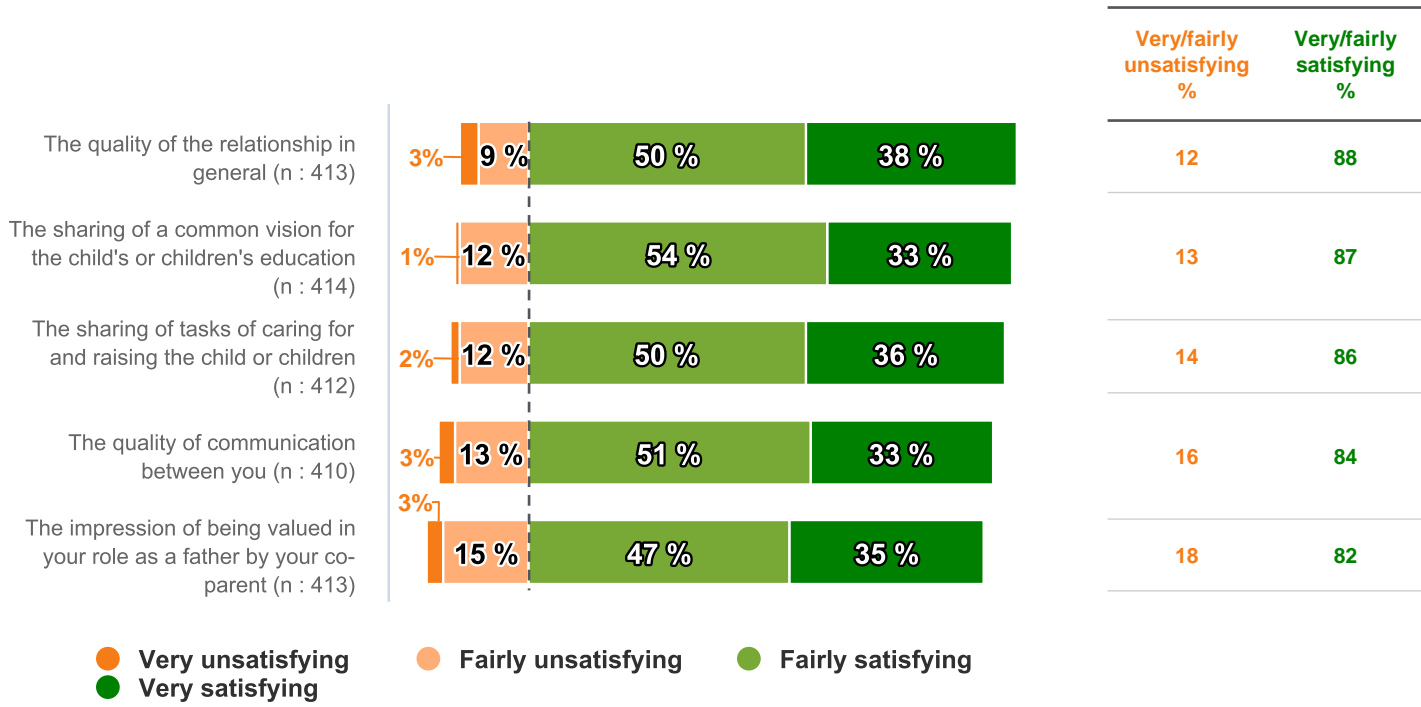
# CO-PARENTING RELATIONSHIP



Q18-22. Regarding the relationship with your co-parent (i.e. the child's or children's mother or other father) in the last month, how would you rate the following?

Base: all, excluding non-response

In cases where respondents had children with more than one person, they were asked to respond based on the most recent.



Satisfaction with the relationship with the co-parent can be described as very good. Indeed, between 82% and 88% of the English-speaking fathers surveyed said they were very or fairly satisfied with the relationship. Nevertheless, those who have been victims of violence show higher proportions of dissatisfaction with all these statements.



# CO-PARENTING RELATIONSHIP SIGNIFICANT DIFFERENCES



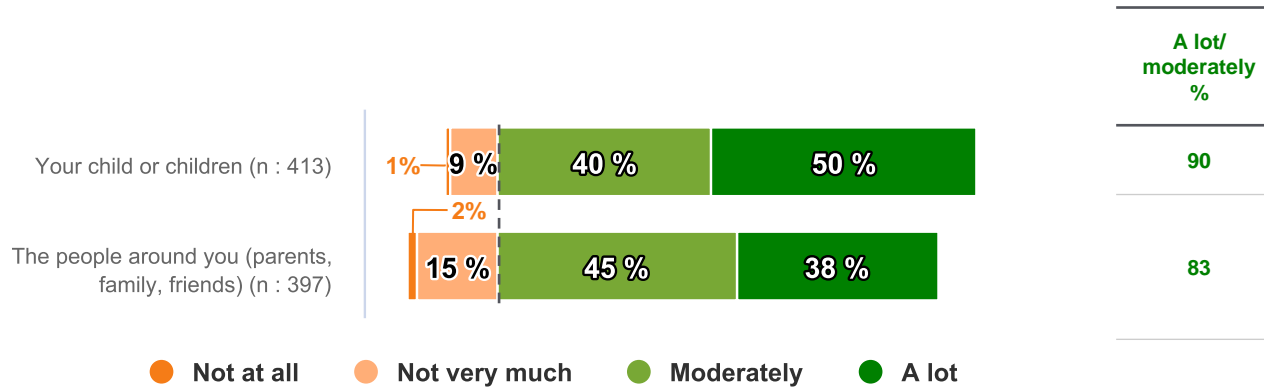
Q18-22. Regarding the relationship with your co-parent (i.e. the child's or children's mother or other father) in the last month, how would you rate the following?

Base: all, excluding non-response

Statements	% Very/fairly unsatisfying	Significantly greater differences
The impression of being valued in your role as a father by your co-parent	18	<ul style="list-style-type: none"> <li>Has been a victim of violence (23%)</li> </ul>
The quality of communication between you	16	<ul style="list-style-type: none"> <li>Has experienced a spousal separation in the last 5 years (38%)</li> <li>Single-parent family (30%)</li> <li>Lives outside the two major metropolitan areas (30%)</li> <li>Has been a victim of violence (21%)</li> </ul>
The sharing of tasks of caring for and raising the child or children	14	<ul style="list-style-type: none"> <li>Single (27%)</li> <li>Has experienced a spousal separation in the last 5 years (27%)</li> <li>Has been a victim of violence (18%)</li> </ul>
The sharing of a common vision for the child's or children's education	13	<ul style="list-style-type: none"> <li>Non-worker (48%)</li> <li>Has experienced a spousal separation in the last 5 years (39%)</li> <li>Single-parent family (37%)</li> <li>Family income under \$35,000 (36%)</li> <li>Single (29%)</li> <li>Lives outside the two major metropolitan areas (27%)</li> <li>Has been a victim of violence (17%)</li> </ul>
The quality of the relationship in general	12	<ul style="list-style-type: none"> <li>Single (26%)</li> <li>Has experienced a spousal separation in the last 5 years (25%)</li> <li>45 to 54 years of age (23%)</li> <li>Has been a victim of violence (16%)</li> </ul>

**Q23-24. Still in the last month, how much did you feel valued in your role as a father by...?**

Base: all, excluding non-response



A high proportion of the English-speaking fathers surveyed felt valued in their role as fathers, both by their children (90%) and by those around them (83%), in the month preceding the survey.

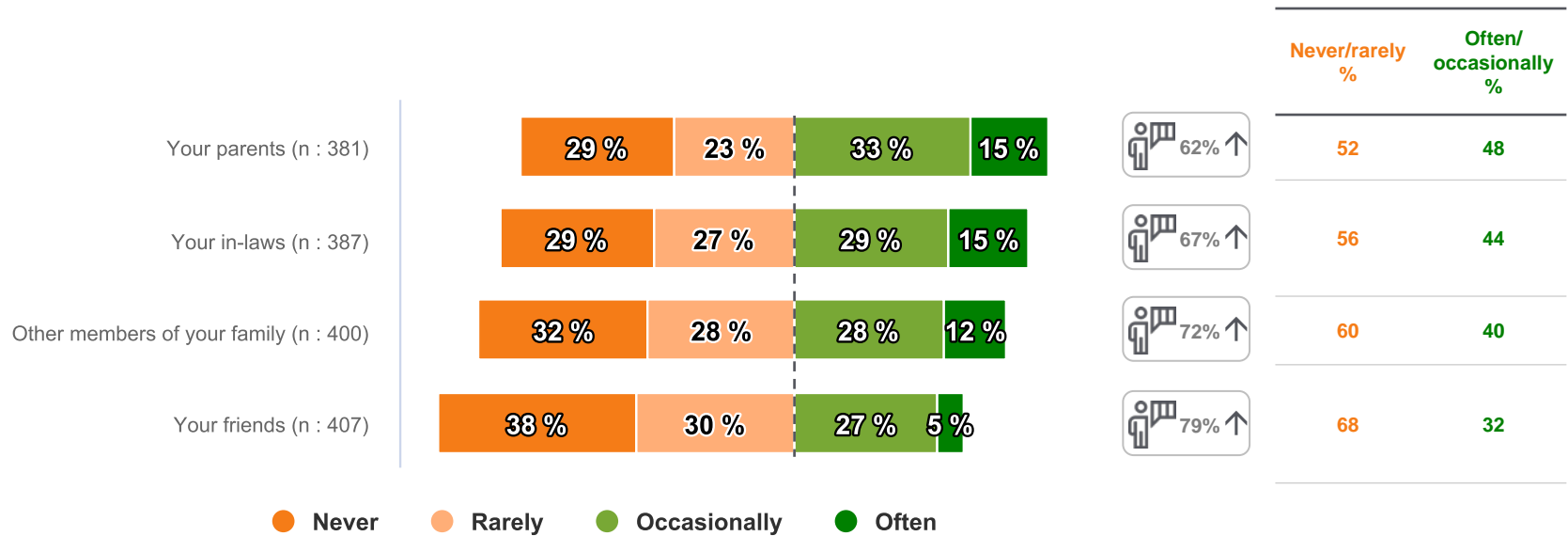
Fathers with a low resilience index and those who have been victims of violence are, proportionally, more likely to feel not very much or not at all valued in their role, both by their children (26% and 15% respectively) and by those around them (30% and 23% respectively).

# HELP RECEIVED



**Q25-28. In the last month, have you had help with your family responsibilities from...?**

Base: all, excluding non-response

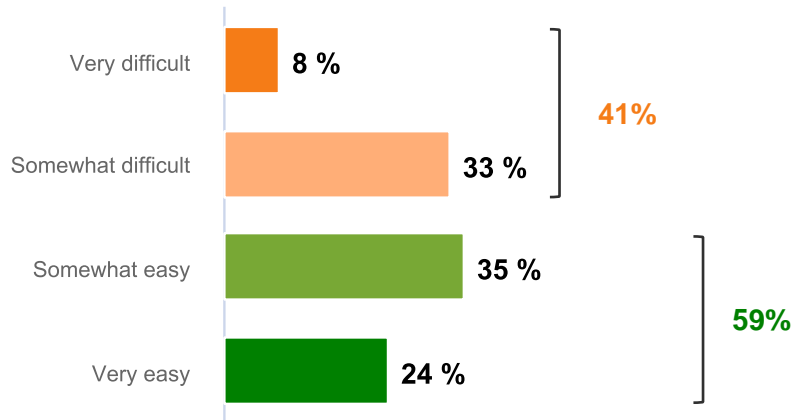


Nearly two out of five English-speaking fathers surveyed said they have often or occasionally received help with their family responsibilities from their parents (48%) or in-laws (44%) in the last month. Two in five (40%) say they have often or occasionally received help from other family members. The proportion decreases to almost one third (32%) when it comes to friends.

It should be noted that a higher proportion of French-speaking respondents than English-speaking respondents have never or rarely received help from any source in the last month.

## Q29. How easy or difficult an adjustment was becoming a father for you?

Base: all, excluding non-response, n: 415



The following subgroup of respondents were, proportionally, **more likely** to have answered, “**very/somewhat difficult**”:

- 18 to 24 years of age (73%)\*
- Lives outside the two major metropolitan areas (58%)
- College graduate (57%)



The following subgroup of respondents were, proportionally, **more likely** to have answered, “**very/somewhat easy**”:

- High resilience index (76%)
- 45 to 54 years of age (74%)
- Lives in the Montréal CMA (63%)



Fatherhood brings a lot of changes and adapting to them can sometimes involve a major adjustment. More than two out of five English-speaking fathers (41%) find this adjustment very or somewhat difficult. This proportion is significantly higher than that observed among French-speaking fathers (30%).

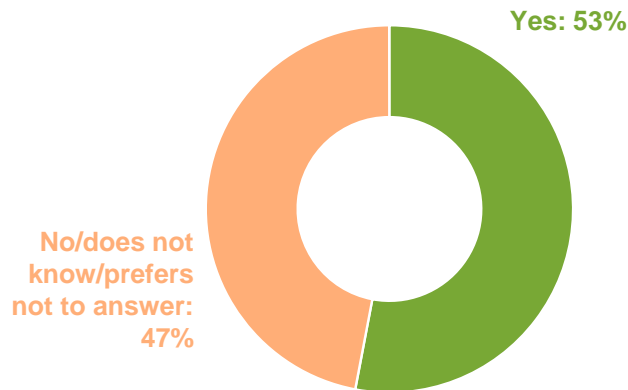
\* This result should be interpreted with caution due to the small number of respondents (n<30).

## ADJUSTING TO FATHERHOOD (CONTINUED)



**Q30. When you had your first child, did you receive any support services during the pregnancy, alone or with your spouse (e.g. prenatal classes, birth attendant, nurse)?**

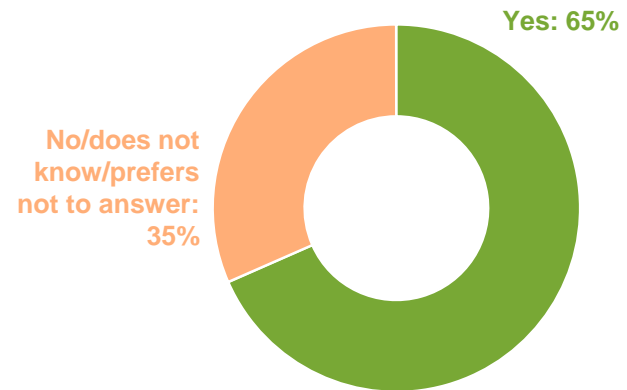
Base: all, n: 420



More than one in two English-speaking fathers surveyed (53%) received support services during pregnancy.

**Q31. Still when you had your first child, did you personally receive advice and encouragement from those close to you during the pregnancy and in the first few months after birth?**

Base: all, n: 420



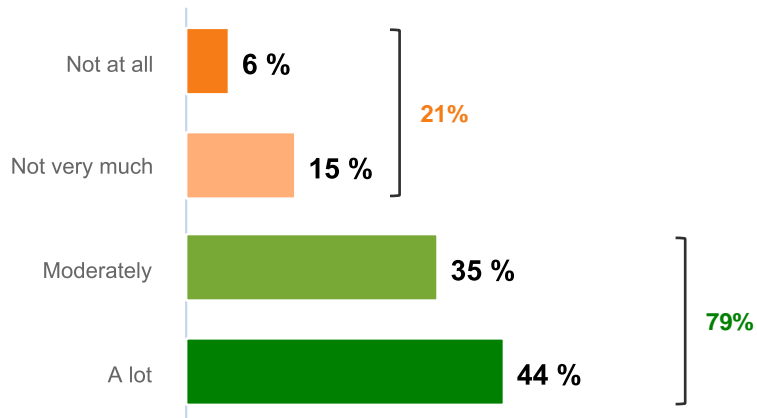
Approximately two thirds of respondents (65%) personally received advice and encouragement from those around them during pregnancy and after birth. Note that fathers with a low resilience index are less likely to have received advice and encouragement during pregnancy and after birth (52%).

# FAMILY EXPERIENCE IN CHILDHOOD



**Q32. During your childhood and adolescence, would you say that you received positive attention from your mother (or from someone who assumed her role: a stepmother, grandmother, etc.)?**

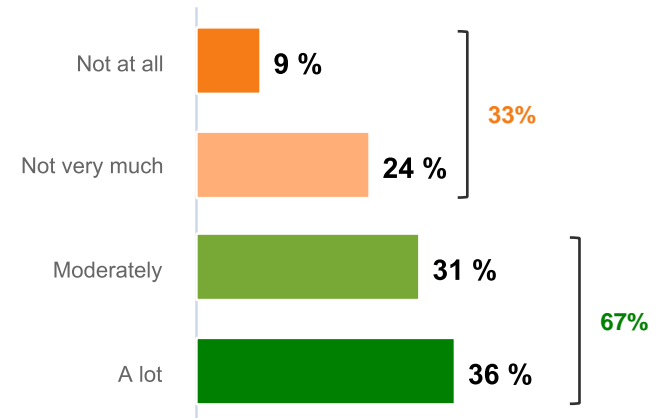
Base: all, excluding non-response, n: 411



About four in five respondents (79%) received a great deal or a moderate amount of positive attention from their mother or someone in that role during their childhood and adolescence.

**Q33. During your childhood and adolescence, would you say that you received positive attention from your father (or from someone who assumed his role: a stepfather, grandfather, etc.)?**

Base: all, excluding non-response, n: 406



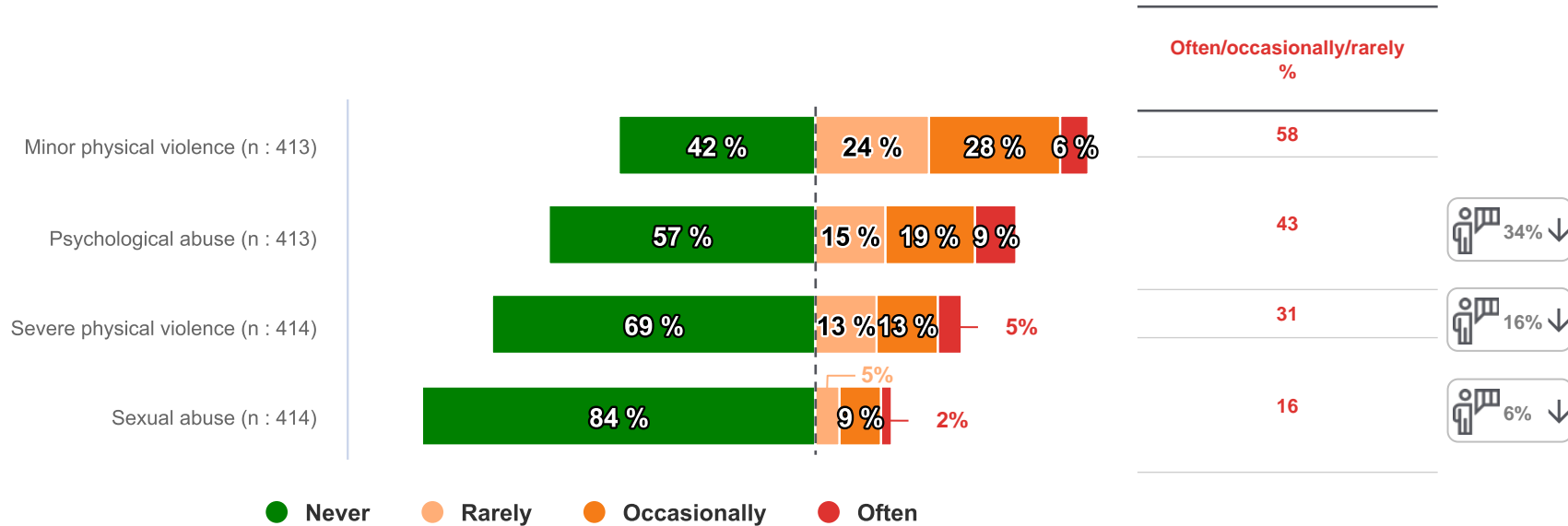
In comparison, only two thirds of respondents (67%) received a great deal or a moderate amount of positive attention from their father or someone in that role during their childhood and adolescence.

# FAMILY EXPERIENCE IN CHILDHOOD (CONTINUED)



Q34-37. Have you been the victim of any of the following forms of violence in your family environment during your childhood or adolescence?\*

Base: all, excluding non-response



In total, more than six out of ten (61%) English-speaking fathers surveyed have experienced at least one form of violence in their family environment during their childhood or adolescence. This proportion increases in certain subgroups, namely those with a high distress index (13 or more) (83%), those who have experienced a spousal separation in the last 5 years (79%) and those with a low resilience index (78%).

Although the English-speaking fathers surveyed do not differ from the French-speaking fathers surveyed in terms of having been victims of at least one form of violence, the English-speaking fathers are, proportionally, more likely than the Francophone fathers surveyed to have had to deal with psychological abuse, severe physical violence and sexual abuse.

\* Each form of violence was defined to respondents and accompanied by examples.

# FAMILY EXPERIENCE IN CHILDHOOD

## SIGNIFICANT DIFFERENCES



**Q34-37. Have you been the victim of any of the following forms of violence in your family environment during your childhood or adolescence?**

Base: all, excluding non-response

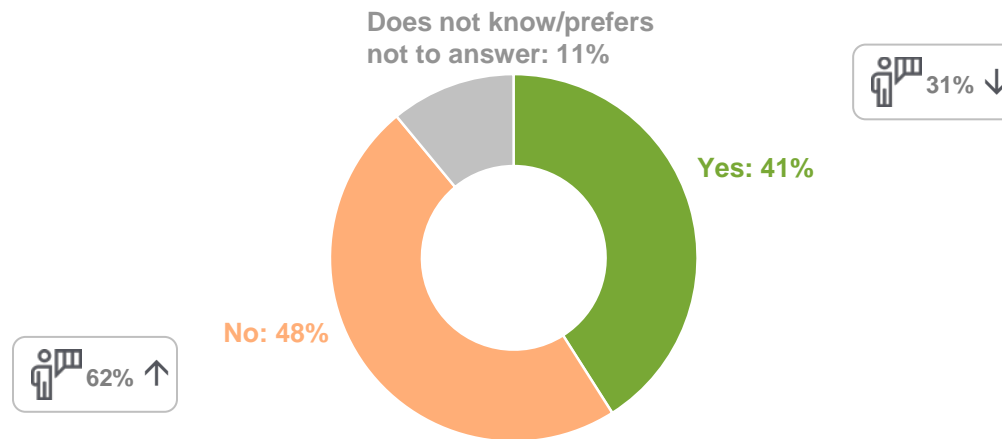
Statements	% Often/ occasionally/ rarely	Significantly greater differences
Minor physical violence	58	<ul style="list-style-type: none"> <li>• High distress index (13 or more) (78%)</li> <li>• Has experienced a spousal separation in the last 5 years (77%)</li> <li>• Low resilience index (76%)</li> </ul>
Psychological abuse	43	<ul style="list-style-type: none"> <li>• High distress index (13 or more) (74%)</li> <li>• Low resilience index (63%)</li> <li>• 35 to 54 years of age (49%)</li> </ul>
Severe physical violence	31	<ul style="list-style-type: none"> <li>• 18 to 24 years of age (67%)*</li> <li>• High distress index (13 or more) (61%)</li> <li>• Single-parent family (54%)</li> <li>• Single (53%)</li> <li>• Has experienced a spousal separation in the last 5 years (52%)</li> <li>• Blended family (49%)</li> <li>• Normal resilience index (36%)</li> </ul>
Sexual abuse	16	<ul style="list-style-type: none"> <li>• 18 to 24 years of age (52%)*</li> <li>• High distress index (13 or more) (50%)</li> <li>• Has experienced a spousal separation in the last 5 years (42%)</li> <li>• Single-parent family (33%)</li> <li>• Single (33%)</li> <li>• Lives outside the two major metropolitan areas (29%)</li> </ul>

\* This result should be interpreted with caution due to the small number of respondents (n<30).



Q38. As a father, do you think that Quebec society values the involvement of fathers with their children as much as it values that of mothers?

Base: all, n: 420



More than two out of five English-speaking fathers surveyed (41%) believe that Quebec society values fathers' involvement with their children as much as it values mothers' involvement. This result is significantly higher than among French-speaking respondents (31%).

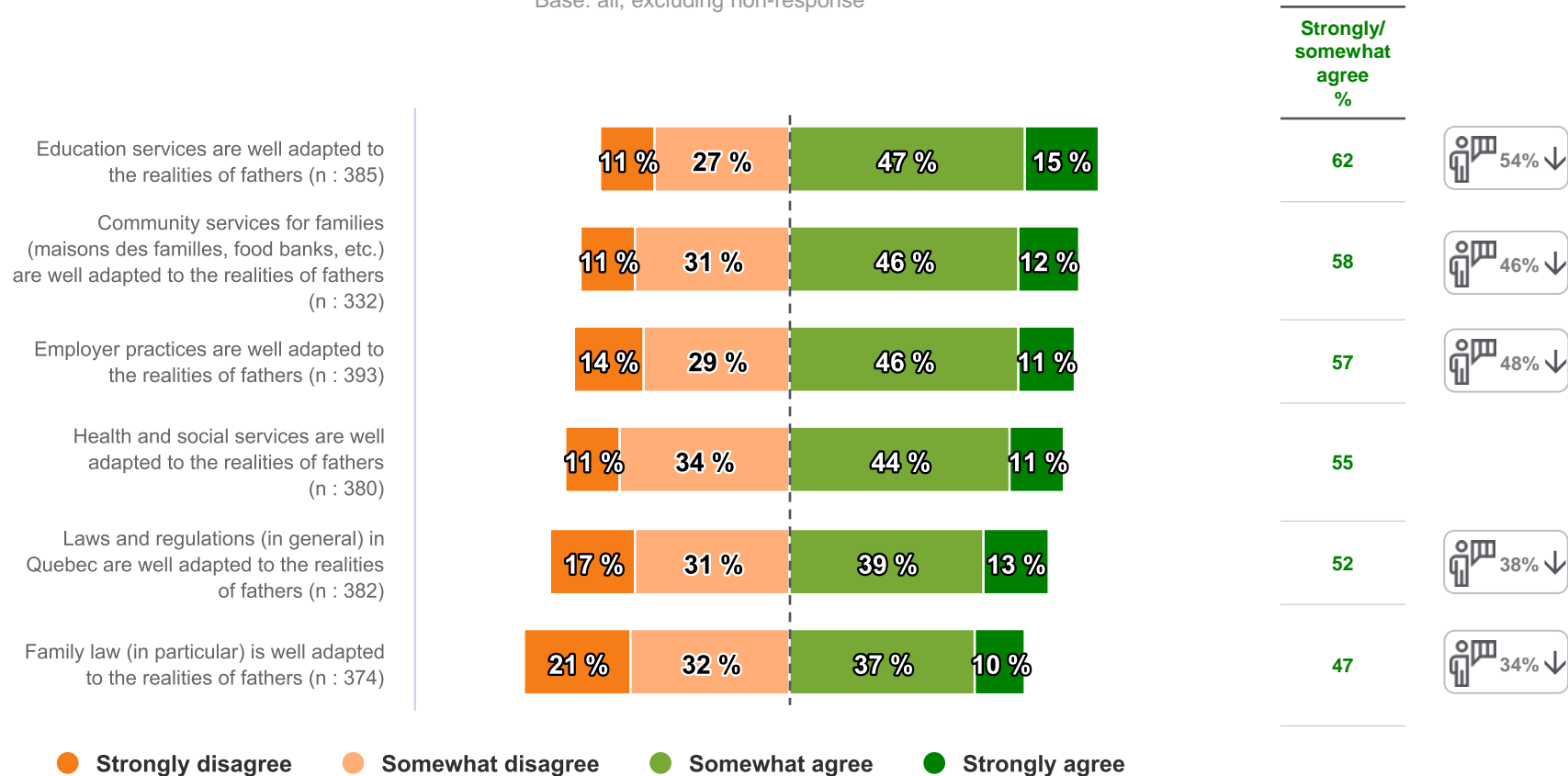
It should be noted that a significantly higher proportion of respondents with a high distress index (13 or more) share this opinion (60%).

# SOCIETAL CONDITIONS (CONTINUED)



Q39-44. Please indicate how much you agree or disagree with the following statements.

Base: all, excluding non-response



More than half of the respondents (55% to 62%) agree that the various services measured and the practices of employers are well adapted to fathers' realities. However, the agreement levels drop when it comes to the adaptation of laws and regulations (in general) and family law (in particular) to fathers' realities (52% and 47% respectively).

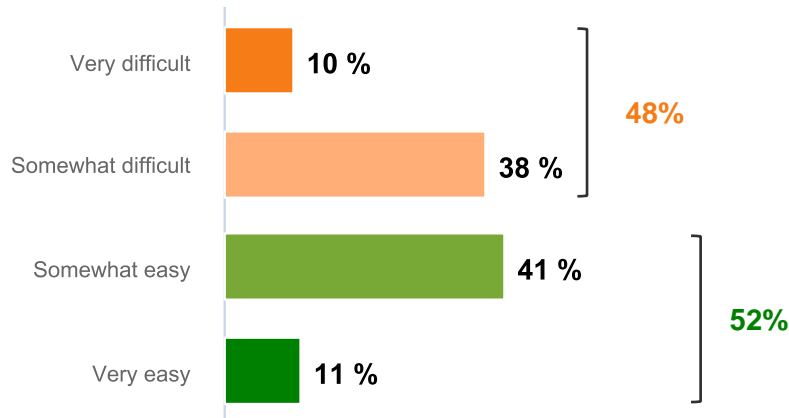
With the exception of the adaptation of health and social services to fathers' realities, a greater proportion of English-speaking respondents agree that the various aspects of society are well adapted to them.

# SOCIETAL CONDITIONS (CONTINUED)



## Q45. For you, is balancing family and work easy or difficult most of the time?

Base: all, excluding non-response, n: 415



The following subgroup of respondents were, proportionally, **more likely** to have answered, "**very/somewhat difficult**":



- 18 to 24 years of age (88%)\*
- High distress index (13 or more) (64%)
- Low resilience index (64%)
- 18 to 34 years of age (59%)
- Father of children 5 years of age or younger (58%)

The following subgroup of respondents were, proportionally, **more likely** to have answered, "**very/somewhat easy**":



- Family income of \$150,000 or more (72%)
- High resilience index (70%)
- Low distress index (less than 13) (57%)

About half of the respondents (52%) felt that it was very or somewhat easy to balance family and work. However, a higher proportion of English-speaking fathers find balancing family and work very or somewhat difficult than do French-speaking fathers (48% versus 36% of French-speaking fathers).

Some subgroups are, proportionally, more likely to find the balancing of these two aspects difficult. This is the case for fathers with a high distress index (13 or more) or a low resilience index (64%), but also for fathers of children 5 years of age or younger and young people 18 to 34 years of age (59%).

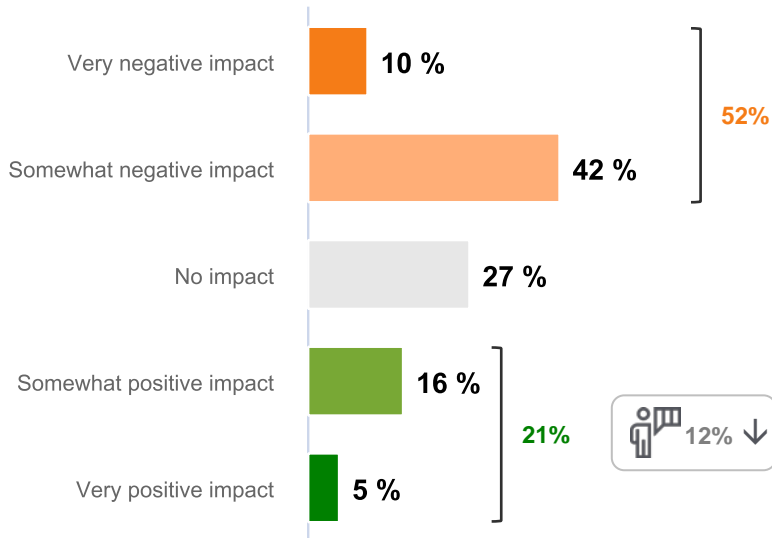
\* This result should be interpreted with caution due to the small number of respondents (n<30).

# IMPACT OF COVID-19



## Q46. How has the situation in relation to COVID-19 and the various health measures impacted your daily life?

Base: all, excluding non-response, n: 414

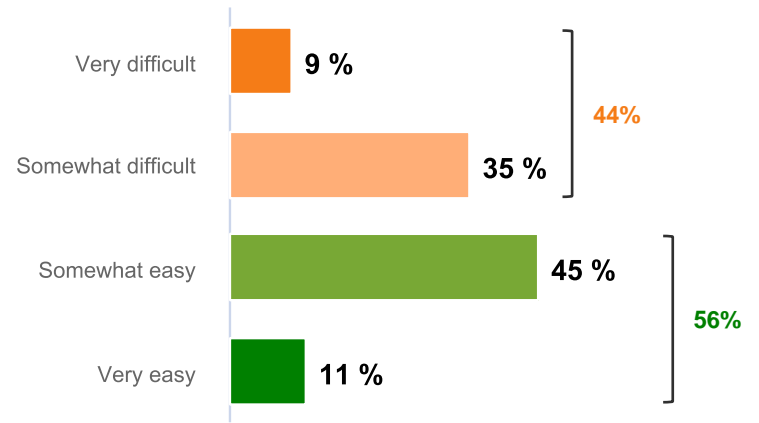


COVID-19 and the health measures it caused have had an undeniable impact on the daily lives of fathers. More than half of them described the impact of the pandemic as very or somewhat negative.

In spite of this, a greater proportion of English-speaking fathers than French-speaking fathers felt that the pandemic had a positive impact on their lives (21% very or somewhat positive, compared to 12% of French-speaking fathers).

## Q47. How would you describe your adaptation to the changes brought about by the pandemic?

Base: all, n: 411

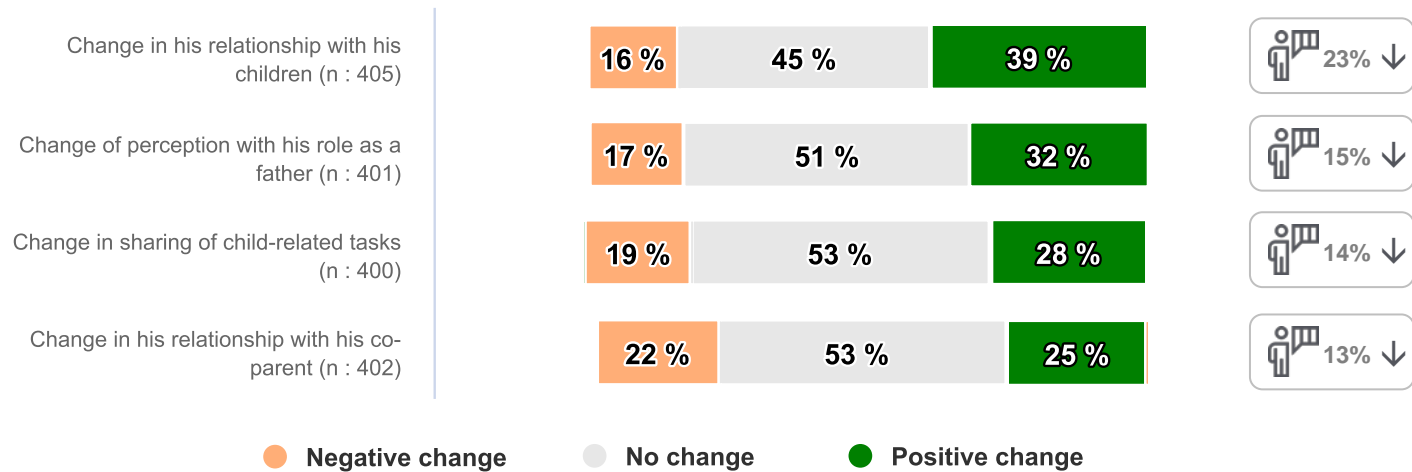


While just over half of respondents report that the pandemic has had a negative impact on their daily lives, a similar proportion report that adapting to the changes brought about by the pandemic has been easy (56% very or somewhat easy).

The English-speaking fathers surveyed with a low resilience index (57%) and those who have experienced violence (49%) are, proportionally, more likely to have experienced difficulty in adapting.

**Q48-51. Please indicate if the pandemic has resulted in a positive change, a negative change or no change in the following areas.**

Base: all, excluding non-response

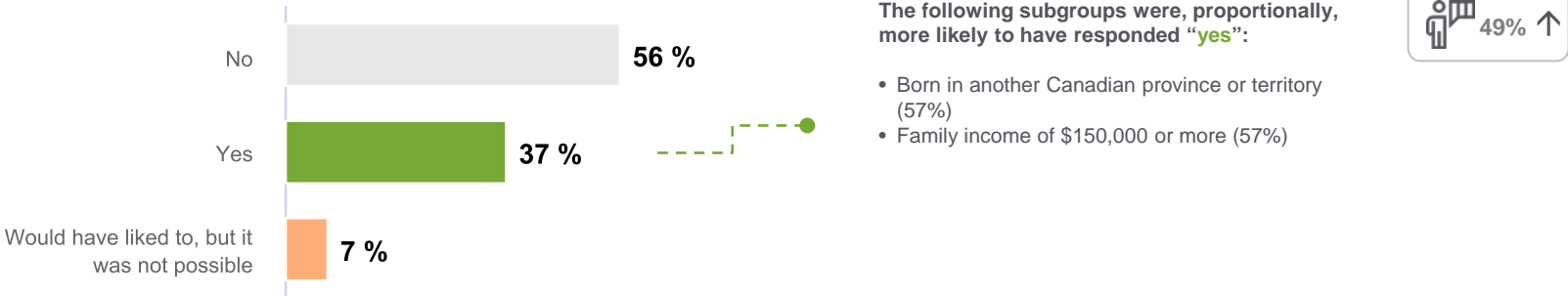


The pandemic has had an impact (positive or negative) on the daily lives of nearly three quarters of respondents, but the impact on the various aspects of their lives as fathers has been more limited. Furthermore, the French-speaking fathers surveyed were less likely than their English-speaking counterparts to have indicated that the pandemic had brought about positive changes, for all the statements.

Finally, fathers with a low resilience index were, proportionally, more likely to have stated that the pandemic had brought about negative changes in their perception of their role as a father (35%), or in their relationship with their co-parent (33%) or their children (32%).

### Q59. In the last 12 months, have you consulted a doctor or other health care professional?

Base: all, excluding non-response, n: 416



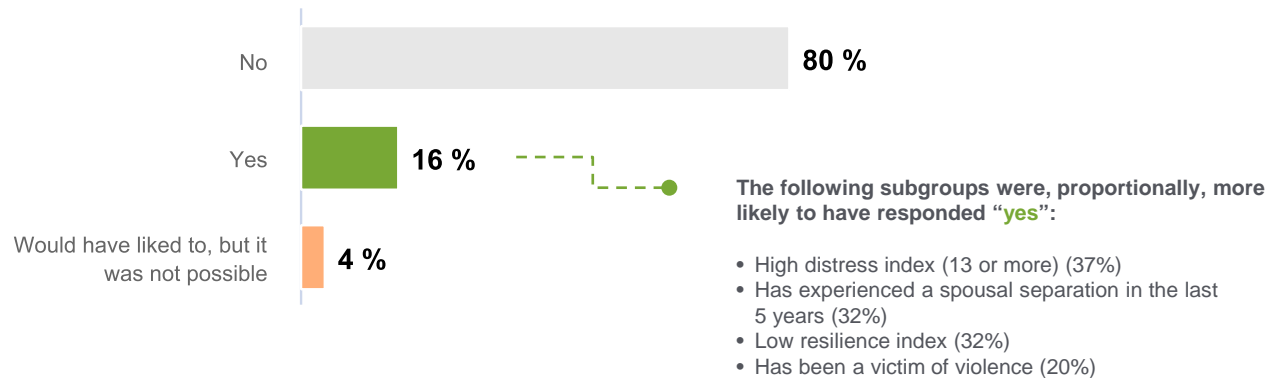
Slightly more than a third of the English-speaking fathers surveyed (37%) reported having consulted a doctor or other health care professional, a significantly lower proportion than that observed among French-speaking fathers (49%).

## CONSULTATION OF RESOURCES (CONTINUED)



**Q60. In the last 12 months, have you consulted a psychosocial resource or practitioner?**

Base: all, excluding non-response, n: 415

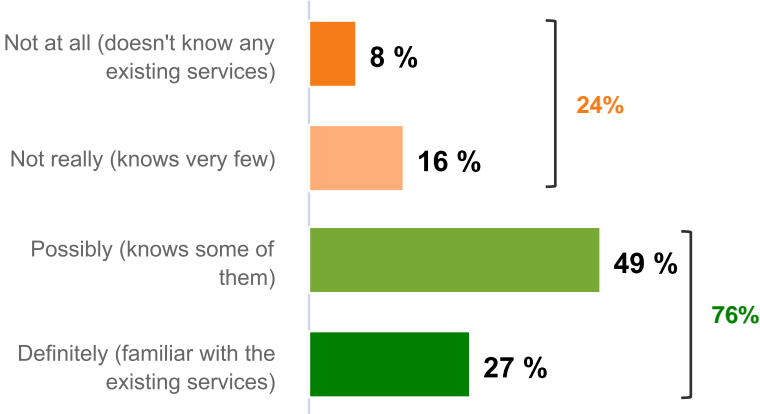


One English-speaking father in six (16%) said that he had consulted a psychosocial resource or practitioner, and it is encouraging to note that certain subgroups that might be more vulnerable were, proportionally, more likely to have consulted. This is the case for those with a high distress index (13 or more) (37%), those who have experienced a spousal separation in the last five years (32%) and those with a low resilience index (32%).

# CONSULTATION OF RESOURCES (CONTINUED)



**Q61. If you had a personal, family or health problem, would you know where to turn to for services?**  
Base: all, excluding non-response, n: 403



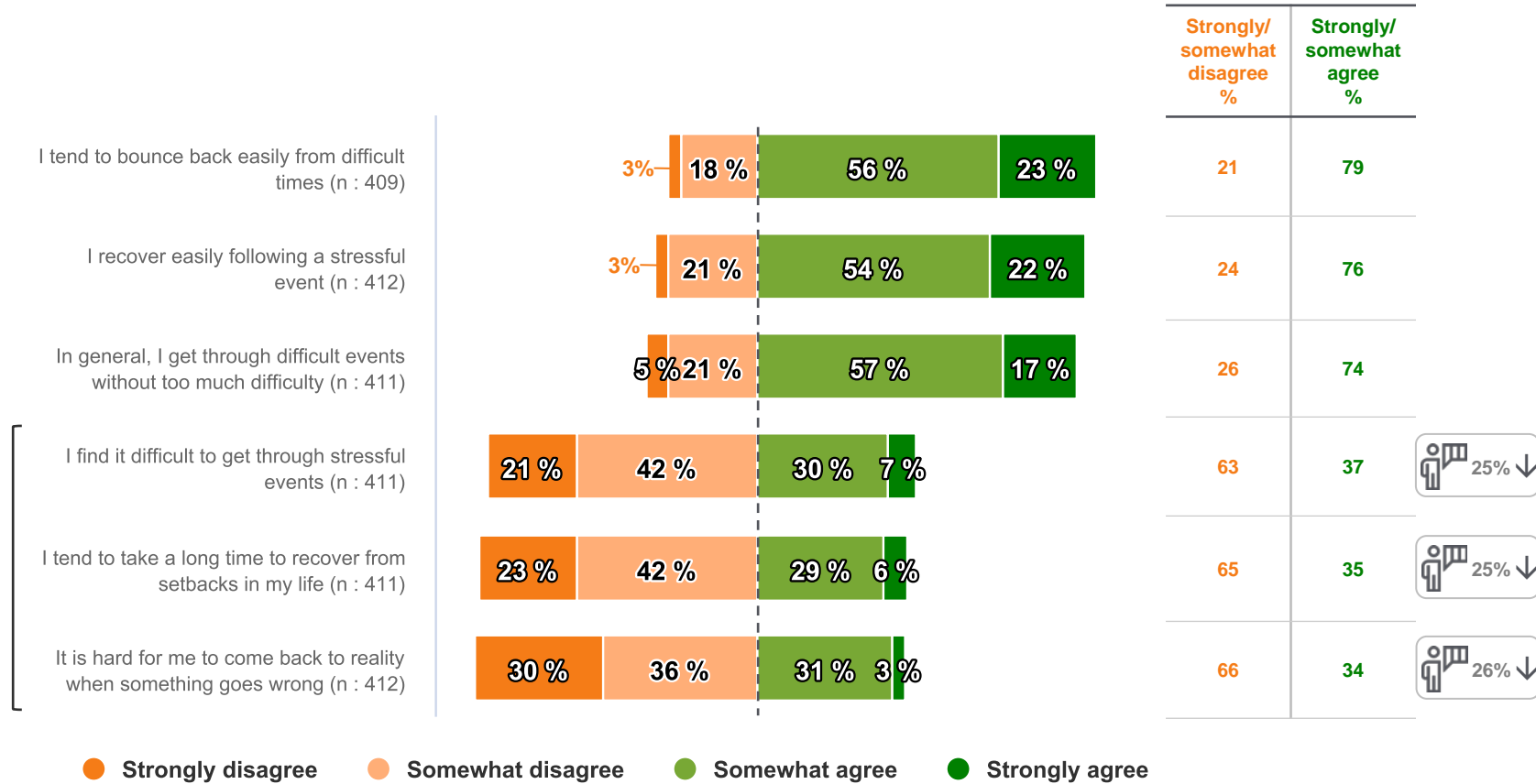
Although government information campaigns promoting the resources available for personal, family or health problems have become more frequent since the beginning of the pandemic, nearly one in four fathers (24%) have limited knowledge of the services available to them.

Note that those with a household income of less than \$35,000 (45%) are, proportionally, more likely to be unaware of any services in place to help them.



**Q62-67. Please indicate how much you agree or disagree with the following statements.**

Base: all, excluding non-response



The majority of the English-speaking fathers surveyed appear to have the necessary skills to deal with stressful or difficult situations.

The next page details the subgroups that may be less well equipped to deal with such situations.

# RESILIENCE

## SIGNIFICANT DIFFERENCES



**Q62-67. Please indicate how much you agree or disagree with the following statements.**

Base: all, excluding non-response

Statements	% Strongly/ somewhat disagree	Significantly greater differences
In general, I get through difficult events without too much difficulty	26	<ul style="list-style-type: none"> <li>• Low resilience index (80%)</li> <li>• 18 to 24 years of age (60%)*</li> <li>• Father of 3 or more children (53%)</li> <li>• Non-worker (47%)</li> </ul>
I recover easily following a stressful event	24	<ul style="list-style-type: none"> <li>• Low resilience index (77%)</li> </ul>
I tend to bounce back from difficult times	21	<ul style="list-style-type: none"> <li>• Low resilience index (72%)</li> <li>• Single-parent family (36%)</li> <li>• High distress index (13 or more) (33%)</li> </ul>

\* This result should be interpreted with caution due to the small number of respondents (n<30).

# RESILIENCE

## SIGNIFICANT DIFFERENCES (CONTINUED)



**Q62-67. Please indicate how much you agree or disagree with the following statements.**

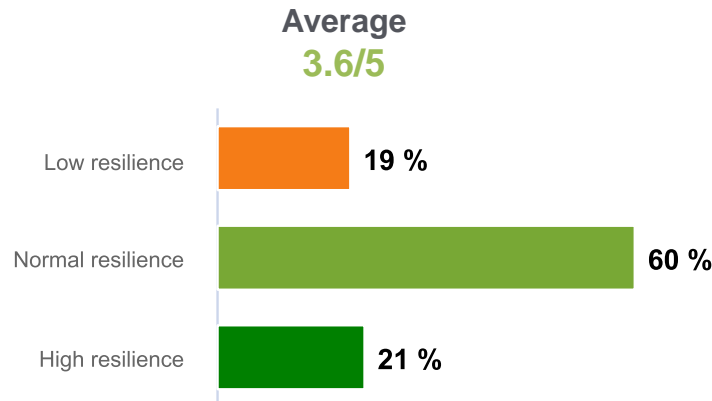
Base: all, excluding non-response

Statements	% Strongly/ somewhat agree	Significantly greater differences
I find it difficult to get through stressful events	37	<ul style="list-style-type: none"> <li>• Low resilience index (82%)</li> <li>• High distress index (13 or more) (65%)</li> <li>• Blended family (52%)</li> <li>• Has been a victim of violence (46%)</li> </ul>
I tend to take a long time to recover from setbacks in my life	35	<ul style="list-style-type: none"> <li>• Low resilience index (84%)</li> <li>• High distress index (13 or more) (69%)</li> <li>• Born in another Canadian province or territory (54%)</li> <li>• Has experienced a spousal separation in the last 5 years (53%)</li> <li>• Single-parent family (52%)</li> <li>• Has been a victim of violence (43%)</li> </ul>
It is hard for me to come back to reality when something goes wrong	34	<ul style="list-style-type: none"> <li>• 18 to 24 years of age (88%)*</li> <li>• High distress index (13 or more) (75%)</li> <li>• Low resilience index (70%)</li> <li>• Father of 3 or more children (58%)</li> <li>• Blended family (53%)</li> <li>• Father of children under 5 years of age (43%)</li> <li>• Has been a victim of violence (42%)</li> </ul>

\* This result should be interpreted with caution due to the small number of respondents (n<30).

**Q62-67. Please indicate how much you agree or disagree with the following statements.**

Base: all, excluding non-response, n: 416



Approximately one in five respondents (19%) shows a low resilience index according to the answers provided to the previous questions and compiled to create this index. Therefore, these fathers may be at greater risk when it comes to coping with and overcoming difficulties that may arise following a stressful or traumatic event and may be more vulnerable.

On average, the respondents had a resilience index of 3.6 out of 5. The following page details the subgroups that stand out.

Note: Questions Q62 à Q67 are part of a six-item resilience scale. The resilience index is calculated by adding the responses to each of the questions (Strongly agree=5, Somewhat agree=4, Somewhat disagree=2 and Strongly disagree=1 for positively worded items; Strongly agree=1, Somewhat agree=2, Somewhat disagree=4 and Strongly disagree=5 for negatively worded items), for each of the respondents. An average of the results obtained is then calculated, giving an index that varies between 1.00 (minimum) and 5.00 (maximum).

# RESILIENCE

## RESILIENCE INDEX – SIGNIFICANT DIFFERENCES



**Q62-67. Please indicate how much you agree or disagree with the following statements.**

Base: all, excluding non-response

Resilience index	%	Significantly greater differences
Low	19	<ul style="list-style-type: none"> <li>• High distress index (35%)</li> <li>• Single-parent family (34%)</li> <li>• Blended family (30%)</li> <li>• Has been a victim of violence (24%)</li> </ul>
Normal	60	No significant difference
High	21	<ul style="list-style-type: none"> <li>• Nuclear or intact family (26%)</li> <li>• Low distress index (less than 13) (25%)</li> </ul>

\* This result should be interpreted with caution due to the small number of respondents (n<30).

**Q68a. Has any of your children ever had any of the following problems?**

Base: all, excluding non-response, n: 405  
 MULTIPLE POSSIBLE ANSWERS (total exceeds 100%)

	All %
Speech or language impairment	12
Anxiety or depressive disorder	9
Hyperactivity, attention deficit disorder (ADD, ADHD)	9
Global developmental delay (intellectual disability, autism spectrum disorder, Tourette's, etc.)	8
Physical disability or a chronic health problem	5
Behavioural disorder	5
Physical or sensory disability	3
Drug or alcohol use	3
Getting in trouble with the law	1
Runaway	1
Other	2
None of the above	71

Nearly three in ten English-speaking fathers surveyed (29%) say their children have experienced at least one problem.

## FAMILY CHARACTERISTICS (CONTINUED)



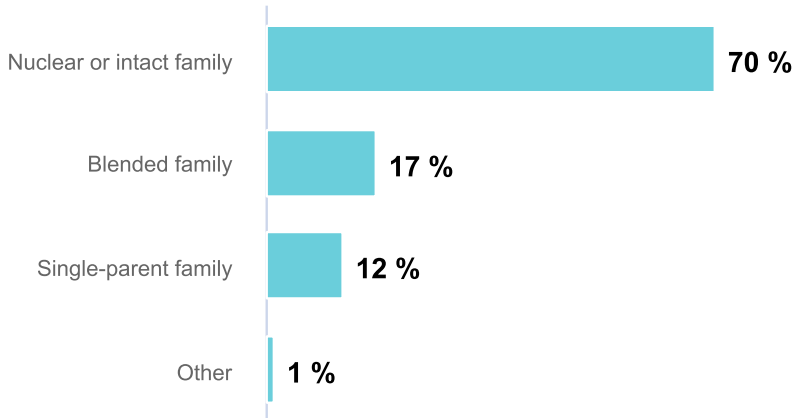
### Q69a. Have you ever experienced any of the following problems yourself?

Base: all, excluding non-response, n: 406  
MULTIPLE POSSIBLE ANSWERS (total exceeds 100%)

	All %
Anxiety or depressive disorder	18
Drug or alcohol use	9
Physical disability or a chronic health problem	7
Hyperactivity, attention deficit disorder (ADD, ADHD)	5
Getting in trouble with the law	4
Behavioural disorder	3
Speech or language impairment	3
Physical or sensory disability	2
Global developmental delay (intellectual disability, autism spectrum disorder, Tourette's, etc.)	1
Other	2
None of the above	69

Nearly three in ten (31%) English-speaking fathers surveyed have personally experienced a problem.

**Q70. Which of the following best matches your current family situation?**  
Base: all, excluding non-response, n: 396

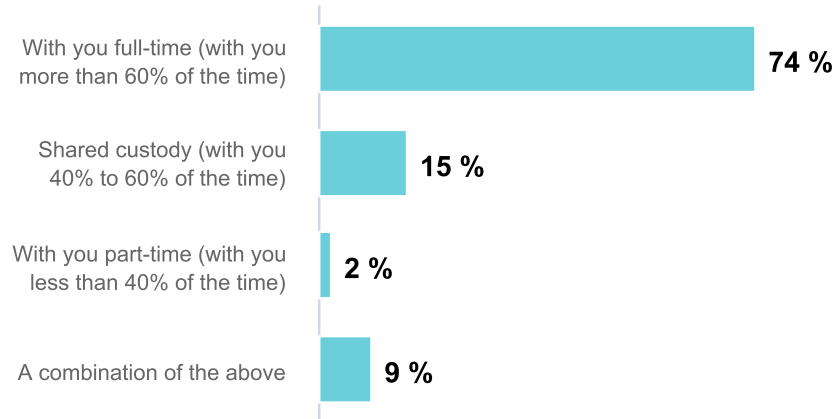


Seven out of ten respondents (70%) live in a nuclear family.



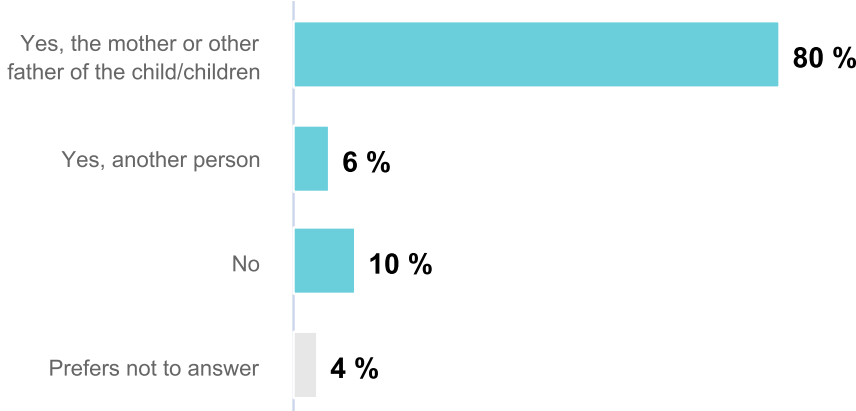
### Q71. What is your status in relation to child custody?

Base: all, excluding non-response, n: 394



Since the most common family situation among respondents is nuclear or intact family, the majority of respondents have full-time custody of their children (74%).

Q72. Do you currently have a spouse?  
Base: all, n: 420



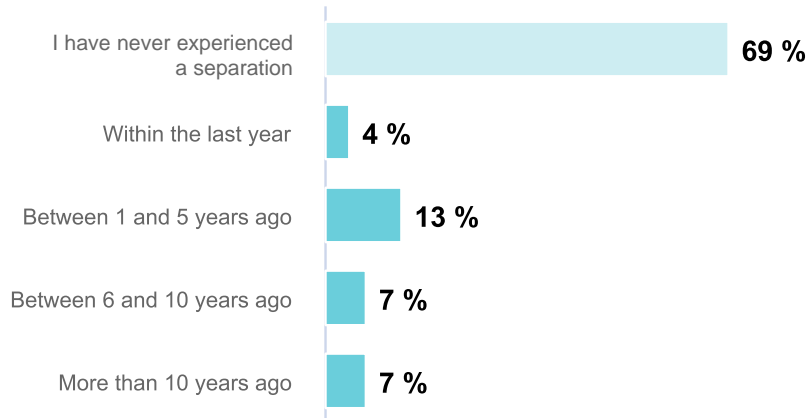
Eight out of ten (80%) English-speaking fathers surveyed say they have the children's mother or other father as a partner.

## FAMILY CHARACTERISTICS (CONTINUED)



### Q73. When was your last spousal separation?

Base: all, excluding non-response, n: 407

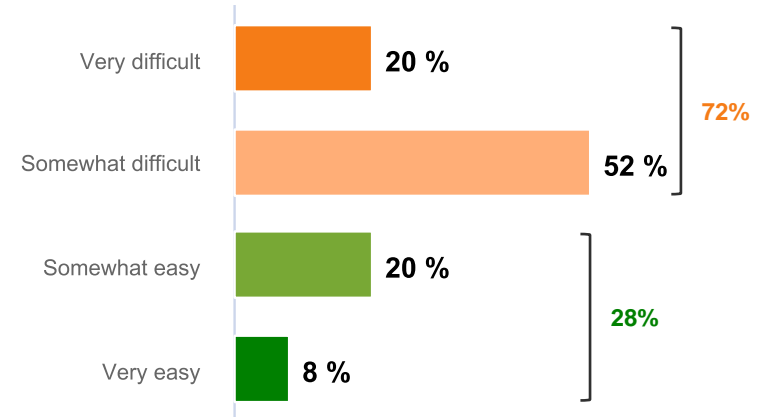


Nearly seven out of ten respondents (69%) have never experienced a spousal separation.

It should be noted that a higher proportion of English-speaking fathers surveyed had never experienced a separation than French-speaking fathers (69% versus 48%).

### Q74. Would you say that the separation was easy or difficult?

Base: respondents who have experienced a spousal separation, excluding non-response, n: 131



Just over seven out of ten (72%) English-speaking fathers surveyed found their separation very or somewhat difficult.

While a higher proportion of English-speaking fathers than French-speaking fathers have never experienced a separation, a higher proportion find the separation difficult (72% very or somewhat difficult versus 59% of French-speaking fathers).

A network diagram background consisting of a complex web of thin, light blue lines connecting various nodes. The nodes are represented by small circles in shades of teal, light blue, and grey. Some nodes are larger and more prominent than others, and the overall structure is dense and interconnected.

# Conclusions

---

# CONCLUSIONS



## **NEARLY ONE IN FIVE ENGLISH-SPEAKING FATHERS HAVE A HIGH PSYCHOLOGICAL DISTRESS INDEX**

The psychological distress index, which measures the frequency of certain psychological states such as nervousness, extreme fatigue, agitation or despair, is a recognized measure of an individual's mental health status. The present study postulates that the higher the index of psychological distress, the more vulnerable the individual.

Nearly one in five (19%) of the English-speaking fathers surveyed scored high on the psychological distress index scale, which is significantly higher than among the French-speaking fathers surveyed, where this proportion was just over one in ten (12%). In addition, certain subgroups show a significantly higher distress index. Thus, those who have experienced a spousal separation in the last five years (38%), English-speaking fathers with a lower family income (less than \$35,000 per year, 36%) or those living in a blended family (36%), but also those with a low resilience index (34%) and those who have been victims of violence (26%), stand out by being more likely to present a high psychological distress index.

## **SUICIDAL IDEATION SIGNIFICANTLY HIGHER AMONG ENGLISH-SPEAKING FATHERS**

Psychological distress can also take more extreme forms, such as suicidal ideation. More than one out of ten of the English-speaking fathers surveyed (11%) indicated that they had seriously considered committing suicide in the 12 months preceding the survey, which is almost double the proportion observed among French-speaking fathers (6%). Moreover, certain subgroups of English-speaking fathers have thought more about suicide, and this to a disturbing degree, such as fathers with three or more children (37%), those with a high level of psychological distress (34%) and those who have experienced a spousal separation in the last five years (32%).

## **REWARDS, CONFIDENCE, DIRECTION**

While the vast majority of respondents rate the rewards of being a father (e.g. fatherhood is a source of satisfaction), their confidence (e.g. feeling they have all the necessary skills to be a good father) and their direction (e.g. it's easy for them to know if they're doing the right thing) quite positively, more than three out of ten of the English-speaking fathers surveyed (29%) indicate that problems related to their children's upbringing are often difficult to solve. In other words, while respondents generally feel well equipped to perform their role, it is in managing day-to-day difficulties that they seem to be most challenged.

## **RELATIONSHIP WITH CHILDREN**

In total, 94% of the English-speaking fathers surveyed said they were fairly or very satisfied with the quality of their relationship with their children. The amount of quality time they feel they spend with their children is also generally satisfying, with only one in six (16%) saying they are fairly or very dissatisfied. The English-speaking fathers surveyed show more satisfaction with this aspect of the relationship than the French-speaking fathers (29% dissatisfied).

## CONCLUSIONS (CONTINUED)



<b>CO-PARENTING RELATIONSHIP</b>	The co-parenting relationship is generally satisfying for the respondents. Indeed, more than eight out of ten (82% to 88%) declare being satisfied based on the different aspects measured. However, respondents who have been victims of violence present proportionally higher dissatisfaction rates, regardless of the component measured.
<b>HELP WITH FAMILY RESPONSIBILITIES</b>	More than half of the English-speaking fathers surveyed say they had no or only occasional help from their parents (52%) or in-laws (56%) in carrying out their family responsibilities in the month preceding the survey. Help from other family members or friends is even less frequent (60% and 68% respectively have little or no access to it). It should be noted that a higher proportion of the French-speaking fathers surveyed reported receiving no or little help than English-speaking fathers, regardless of the source of the help.
<b>ADJUSTING TO FATHERHOOD</b>	Adjusting to fatherhood is more difficult for English-speaking respondents. More than four in ten (41%) said they found it very or somewhat difficult, compared to three in ten (30%) of the French-speaking respondents.
<b>RELATIONSHIP WITH FATHER AND MOTHER IN CHILDHOOD</b>	The majority (79%) of the English-speaking fathers surveyed feel they had received enough positive attention from their mother during their childhood and adolescence, while the attention received from their father during the same periods was lower, with 67% feeling that they had received enough.
<b>VIOLENCE IN THE FAMILY ENVIRONMENT</b>	In total, six out of ten of the English-speaking fathers surveyed (61%) report having experienced violence in their home environment as a child (often, occasionally or rarely). It is worrisome to note that the English-speaking fathers surveyed declare having been victims of certain forms of violence in higher proportions than their French-speaking counterparts. This is the case for psychological abuse (42% versus 34%), severe physical violence (31% versus 16%) and sexual abuse (16% versus 6%).
<b>SOCIETAL CONDITIONS</b>	The English-speaking fathers surveyed were less critical than their French-speaking counterparts about the value of father involvement. In fact, slightly less than one in two (48%) feel that Quebec society does not value the involvement of fathers as much as it values that of mothers, whereas this proportion rises to 62% among French-speaking fathers. Furthermore, the adaptation of various aspects of society to the realities of fathers is better perceived by the English-speaking respondents. In fact, they show higher agreement rates than their French-speaking counterparts, except for the adaptation of health and social services, where the results are comparable between the two language groups.

## CONCLUSIONS (CONTINUED)



- FAMILY-WORK BALANCE** Balancing family and work is difficult for almost half of the respondents (48% very or somewhat difficult). English-speaking fathers stand out, with fewer than two in five (36%) French-speaking fathers being of this opinion. Moreover, some subgroups find it more difficult to balance these two aspects of the lives of many fathers. This is particularly true for those with high psychological distress (64%), low resilience (64%) or with children under five years of age (58%).
- IMPACT OF COVID-19** About half (52%) of the English-speaking fathers surveyed say that the COVID-19 pandemic has had a negative impact on their daily lives, and 44% say they have found it very or somewhat difficult to adapt to the changes brought about by the pandemic. The pandemic has also brought about positive changes for some, and this is more pronounced among English-speaking respondents. Nearly two in five (39%) say they have seen a positive change in their relationship with their children, compared to only 23% of French-speaking fathers.
- CONSULTATION OF RESOURCES** English-speaking respondents were less likely to have consulted a doctor or other health care professional in the 12 months prior to the survey. Fewer than four in ten (37%) say they have consulted a doctor or other health care professional in the 12 months prior to the survey, compared to almost half (49%) of the French-speaking fathers. Consultation of a psychosocial resource or practitioner is even less frequent, with 16% of the English-speaking fathers surveyed stating that they had consulted one. However, it is reassuring to note that some of the sub-groups that could be more vulnerable, such as fathers with a high distress index and those who have experienced a spousal separation in the last five years, are more likely to have consulted a psychosocial resource or practitioner (37% and 32% respectively).
- RESILIENCE** Resilience is the propensity to recover quickly or easily from an event. Here it was measured using the Brief Resilience Scale, which calculates a resilience score based on a six-item self-evaluation. Six out of ten (60%) of the English-speaking fathers surveyed have normal (or average) resilience, while 21% have high (above average) resilience. A proportion of 19% show low resilience. It should be noted that fathers with a high psychological distress index (35%) and those living in single-parent families (34%) or blended families (30%) are proportionally more likely to have low resilience.
- PUTTING IT INTO PERSPECTIVE** Several of the data measured in this survey indicate that the English-speaking fathers surveyed may be more vulnerable than their French-speaking counterparts. For instance, the distress index is significantly higher (19% versus 12%) and suicidal ideation is much more frequent (11% versus 6%). Despite this finding, English-speaking fathers seem to have a more accessible support system, with more help being received in the exercise of their family responsibilities than among French-speaking fathers, regardless of the source. In addition, many of the societal conditions are viewed more favourably by the English-speaking respondents, which may indicate that some protective factors are already in place to support them in their vulnerability.

A network diagram in the top right corner, consisting of various sized teal and grey circular nodes connected by thin, light teal lines. The nodes are arranged in a complex, interconnected pattern, with some nodes being larger and more prominent than others.

# Appendix 1

RESPONDENTS' SOCIO-DEMOGRAPHIC CHARACTERISTICS



# RESPONDENTS' SOCIO-DEMOGRAPHIC CHARACTERISTICS



	All %
<b>AGE</b>	(n: 420)
18-24 years of age	5
25-34 years of age	24
35-44 years of age	40
45-54 years of age	24
55 years of age or more	7
<b>EDUCATION</b>	(n: 413)
None/secondary/vocational	42
College	16
University	42
<b>REGION</b>	(n: 420)
Greater Montréal area	80
Greater Québec City area	4
Elsewhere in Quebec	16

	All %
<b>GROSS FAMILY INCOME</b>	(n: 393)
Less than \$35,000	12
Between \$35,000 and \$54,999	9
Between \$55,000 and \$74,999	15
Between \$75,000 and \$99,999	22
Between \$100,000 and \$149,999	26
\$150,000 or more	16
<b>FAMILY SITUATION</b>	(n: 396)
Nuclear or intact family	70
Blended family	17
Single-parent family	12
Other	1

	All %
<b>NUMBER OF CHILDREN (younger than 18 years old)</b>	(n: 420)
1 child	45
2 children	44
3 children or more	11
<b>AGE OF CHILDREN</b>	(n: 420)
2 years of age or less	12
2-5 years of age	32
6-8 years of age	33
9-12 years of age	31
13-17 years of age	36
<b>CHILD CUSTODY STATUS</b>	(n: 394)
Full-time (more than 60% of the time)	74
Shared custody (40% to 60% of the time)	15
Part-time (less than 40% of the time)	2
A combination of the above	9

# RESPONDENTS' SOCIO-DEMOGRAPHIC CHARACTERISTICS (CONTINUED)



	All %
<b>BIRTH LOCATION</b>	(n: 417)
In Quebec	62
In another Canadian province or territory	10
Elsewhere in the world	28
<b>TIME LIVED IN QUEBEC</b>	(n: 160)
Base: respondents who were not born in Quebec	
Less than 2 years	6
2 to 5 years	6
5 to 10 years	12
More than 10 years	76

	All %
<b>IDENTIFICATION TO CULTURAL COMMUNITIES</b>	(n: 414)
Quebecer	16
Canadian	50
American	1
European	11
Middle Eastern	7
Maghrebi	1
Asian	5
Sub-Saharan (African)	1
Latin, Central or South American	3
Caribbean	3
Other	2

# RESPONDENTS' SOCIO-DEMOGRAPHIC CHARACTERISTICS (CONTINUED)



	All %
<b>EMPLOYMENT STATUS</b> (n: 415)	
Worker	91
Other	9
<b>DETAILED EMPLOYMENT STATUS</b> (n: 415)	
Full-time worker	87
Part-time worker	5
Retired	1
Student	1
Unemployed (employment insurance, social assistance)	3
Not working by choice (at home)	1
Other	2

A decorative background on the right side of the page featuring a network diagram. It consists of numerous small, light blue circular nodes connected by thin, light blue lines, forming a complex web-like structure. Some nodes are slightly larger and more prominent than others.

# Appendix 2

## DETAILED METHODOLOGY

This appendix provides all relevant information regarding the conduct of the study. It contains the detailed methodology and administrative results of the survey in order to clarify the limitations of the study and the scope of the results and, if necessary, to replicate the study using the same research protocol.

## SAMPLE PLAN

### Target population

Quebec fathers with at least one child under 18 years of age who personally identify with this parental role.

### Sampling frame

- SOM's Gold Panel. This is a probabilistic panel made up of internet users randomly recruited as part of our telephone surveys of the general adult population.
- Two non-probabilistic external panels.

### Sampling plan

A sample of the Gold Panel members was drawn using an algorithm designed to be as representative as possible of the target population.

In total, the survey had 2,119 respondents, including 1,699 French-speaking fathers and 420 English-speaking fathers.

## QUESTIONNAIRE

The questionnaire was designed by the client, then revised, translated and programmed by SOM. The questionnaire was available in English and French. The final version of the questionnaire is available in Appendix 3.

## DATA COLLECTION

### Data collection period

From March 1 to 11, 2022.

### Collection method

- Self-administered questionnaire via the internet.
- Email invitations managed by SOM for the Gold Panel and by external suppliers for the external panels.
- Data collection on SOM's servers.

## DETAILED METHODOLOGY (CONTINUED)



### WEIGHTING AND PROCESSING

The weighting was done on the basis of fathers of children under 18 years of age, taking into account the variables listed below, for each of the three major regions of Quebec (Montréal CMA, Québec City CMA and elsewhere in Quebec):

- The joint distribution of age (under 35, 35-44, 45 or over) and gender;
- Mother tongue (French only, other);
- Proportion of fathers (children 5 years of age or younger, other);
- Highest diploma or certificate held (none/secondary/SSVD, college, university).

**Population data used:** SOM's Gold Panel processing (2020 data).

**Method:** 10-iteration multivariate weighting using the iterative quotient method is performed to ensure accurate representation of all these distributions.

The data were processed using the specialized software package MACTAB. A filter on English-speaking respondents was then applied. The results for each question are presented in a banner format that includes all variables relevant to the analysis of the results.

### MARGIN OF ERROR

Because a significant portion of the sample is non-probability (people who initially volunteered to participate in the panel), the calculation of margins of error does not apply. The results cannot be statistically extrapolated to the target population.

### INTERPRETATION OF RESULTS

In the banner tables, we present the results of the statistical tests (chi-square test, test for differences in means). The conclusions of these tests can be applied only to panellists who are Quebec fathers (of children under 18 years of age). They cannot be inferred for all fathers (of children under 18 years of age) in Quebec. The interested reader can consult the web page at the following address: <https://www150.statcan.gc.ca/n1/edu/power-pouvoir/ch13/nonprob/5214898-eng.htm>.

A network diagram background consisting of a complex web of interconnected nodes and lines, rendered in shades of teal and light blue. The nodes are represented by small circles of varying sizes and colors, connected by thin, light-colored lines. The overall structure is dense and organic, resembling a molecular or biological network.

# Appendix 3

QUESTIONNAIRE



## Questionnaire « Pères et vulnérabilité » (RVP)

**/\*Population cible : Pères québécois avec enfant(s) de moins de 18 ans\*/**

**/\*Échantillonnage avec quotas : surreprésentation des anglophones (350 à 400/2000) et des pères d'enfants 0-5 ans (350 à 400/2000)\*/**

Q\_Bi Welcome!  
->>calCON

Q\_MP \*Autocomplétée\* \_\_\_\_\_  
Q\_PID \*ID Fournisseur 1\* \_\_\_\_\_  
Q\_DR \*Usager Fournisseur 2\* \_\_\_\_\_  
Q\_DS \*Study Fournisseur 2\* \_\_\_\_\_  
Q\_DL \*Langue Fournisseur 2\* \_\_\_\_\_  
Q\_SESSKEY \*ID2 Fournisseur 2\* \_\_\_\_\_

/\*Description des strates :  
1=Panel Or SOM  
8=Fournisseur 2  
9=Fournisseur 1\*/

### **/\*ADMISSIBILITÉ\*/**

Q\_sicalCON si strate=1,8->A1  
->>CON

Q\_siCON si q#PID=1->OUT /\*Test logique à modifier\*/  
->>A1

Q\_A1 What gender do you identify with?  
  
1=Male  
2=Female->OUT  
3=Other

Q\_A2 How many children under the age of 18 do you have?  
  
0=None->OUT  
1=1  
2=2  
3=3  
4=4  
5=5 or more

Q\_A3a What age groups do your children fall into? \*Check all that apply.\*  
\*choix multiples  
\*choixminmax=1,5

---

#### /\*Légende

**\*texte\*** Texte non lu, apparaît à l'intervieweur; ... Endroit de lecture des choix de réponses dans le texte de question; -> ou ->> signifie passez à la question...; **1=, 1=**  
Question à choix multiples; **1=, 2=**Une seule réponse, à moins d'indications  
contraires; **/\*texte\*/** commentaire n'apparaissant pas à l'intervieweur\*/



1=Under 2 years old  
 2=2 to 5 years old  
 3=6 to 8 years old  
 4=9 to 12 years old  
 5=13 to 17 years old

Q\_AGEGRP2      What is your age group?

1=18-24 years old  
 2=25-34 years old  
 3=35-44 years old  
 4=45-54 years old  
 5=55-64 years old  
 6=65-74 years old  
 7=75-84 years old  
 8=85 and over

**/\*La question A4 est posée si le sexe est « autre » (A1=3)\*/**

Q\_sicalA4      si q#A1=3->A4  
 ->>calOR

Q\_A4              This survey addresses some of the realities experienced by Quebec fathers.  
 Do you personally identify with this parental role?

1=Yes  
 2=No->OUT

Q\_sicalOR      si strate=1->TXT1  
 ->>calQuot

Q\_incalQuot      lorsque q#AGEGRP2=1 alors q#QUOTA1=1 et  
 lorsque q#AGEGRP2=2 alors q#QUOTA1=2 et  
 lorsque q#AGEGRP2=3 alors q#QUOTA1=3 et  
 lorsque q#AGEGRP2=4 alors q#QUOTA1=4 et  
 lorsque q#AGEGRP2=5,6,7,8 alors q#QUOTA1=5 et

lorsque langue=F alors q#QUOTA2=1 et  
 lorsque langue=A alors q#QUOTA2=2 et

q#QUOTA3=1 et  
 lorsque q#A3a=1,2 alors q#QUOTA3=2

->>calOut1

Q\_QUOTA1      \*Quotas d'âge\*  
 1=18-24 ans  
 2=25-34 ans  
 3=35-44 ans  
 4=45-54 ans  
 5=55 ans ou plus

Q\_QUOTA2      \*Quotas de langue\*  
 1=Francophones  
 2=Anglophones

Q\_QUOTA3      \*Quotas sur l'âge des enfants\*

**/\*Légende**

**\*texte\***      Texte non lu, apparaît à l'intervieweur; ...      Endroit de lecture des choix de  
 réponses dans le texte de question; -> ou ->>      signifie      passez à la question...; **1=, 1=**  
 Question à choix multiples; **1=, 2=**Une seule réponse, à moins d'indications  
 contraires; **/\*texte\***      commentaire n'apparaissant pas à l'intervieweur\*/

1=Enfants de 6 à 17 ans (max 1600)  
2=Enfants de 0-5 ans

Q\_sicalOut1 si Quota1 atteint->FINQUOTA  
->>calOut2

Q\_sicalOut2 si Quota2 atteint->FINQUOTA  
->>calOut3

Q\_sicalOut3 si Quota3 atteint->FINQUOTA  
->>TXT1

Q\_TXT1 In this questionnaire, we are interested in understanding Quebec fathers' relationship to fatherhood. The survey will serve to better inform Quebec society about the realities of fatherhood. It is conducted under the scientific supervision of Mr. Carl Lacharité, a researcher at Université du Québec à Trois-Rivières (UQTR). We encourage you to answer the questions honestly and candidly. Your answers are confidential and anonymous.

2=Continue

### **/\*Rotation des énoncés 1 à 4\*/**

Q\_inrot1 rotation=q#1, q#2, q#3, q#4 (après=q#rot5)  
Q\_1 First of all, would you say that, for you, fatherhood is...?

A source of satisfaction

\*format matriciel  
\*pasdelegende

1=Never  
2=Sometimes  
3=Often  
4=Always  
9=\*I don't know

Q\_2 A source of enjoyment  
\*format matriciel  
\*pasdelegende

Q\_3 A source of pride  
\*format matriciel  
\*pasdelegende

Q\_4 A source of anxiety or stress  
\*format matriciel  
\*pasdelegende

### **/\*Rotation des énoncés 5 à 15\*/**

Q\_inrot5 rotation=q#5, q#6, q#7, q#8, q#9, q#10, q#11, q#12, q#13, q#14, q#15 (après=q#rot16)  
Q\_5 Please indicate how much you agree or disagree with the following statements.

---

#### **/\*Légende**

**\*texte\*** Texte non lu, apparaît à l'intervieweur; ... Endroit de lecture des choix de réponses dans le texte de question; -> ou ->> signifie passez à la question...; **1=, 1=**  
Question à choix multiples; **1=, 2=**Une seule réponse, à moins d'indications  
contraires; **/\*texte\*/** commentaire n'apparaissant pas à l'intervieweur\*/

*format matriciel *pasdelegende	Being a father is an important part of my life.
	1=Strongly disagree 2=Somewhat disagree 3=Somewhat agree 4=Strongly agree 9=*I don't know
Q_6 *format matriciel *pasdelegende	In general, fatherhood is a positive experience for me.
Q_7 *format matriciel *pasdelegende	I sincerely believe I have all the necessary skills to be a good father.
Q_8 *format matriciel *pasdelegende	The problems related to my child's/children's education are easy to solve.
Q_9 *format matriciel *pasdelegende	I feel very comfortable in my role as a father.
Q_10 *format matriciel *pasdelegende	The education I give to my child or children meets my personal standards.
Q_11 *format matriciel *pasdelegende	I would be a good example for a new father who wants to learn how to be a good parent.
Q_12 *format matriciel *pasdelegende	It's easy for me to know if I'm doing the right thing with my child or children.
Q_13 *format matriciel *pasdelegende	I received/am receiving advice that is helpful in my role as a father.
Q_14 *format matriciel *pasdelegende	I have good examples of fathers around me.
Q_15 *format matriciel *pasdelegende	I have informed myself (internet, social media, reading material, conferences, etc.) on how to act as a father with my child or children.

**/\*Rotation des énoncés 16 et 17\*/**

---

<b>/*Légende</b>		
<b>*texte*</b>	Texte non lu, apparaît à l'intervieweur; ...	Endroit de lecture des choix de réponses dans le texte de question; -> ou ->> signifie
	Question à choix multiples; <b>1=, 2=</b> Une seule réponse, à moins d'indications	contraires; <b>/*texte*/</b> commentaire n'apparaissant pas à l'intervieweur*/

Q\_inrot16 rotation=q#16, q#17 (après=q#rot18)  
Q\_16 For your relationship with your child or children, ((G in the last month)), how would you rate the following?

The quality of the relationship in general

\*format matriciel  
\*pasdelegende

1=Very unsatisfying  
2=Fairly unsatisfying  
3=Fairly satisfying  
4=Very satisfying  
9=\*I don't know

Q\_17 The impression of spending enough quality time with them

\*format matriciel  
\*pasdelegende

### **/\*Rotation des énoncés 18 à 22\*/**

Q\_inrot18 rotation=q#18, q#19, q#20, q#21, q#22 (après=q#23)  
Q\_18 Regarding the relationship with your co-parent (i.e., the child's or children's mother or other father) ((G in the last month)), how would you rate the following?

\*Note: If you have had children with more than one person, answer based on the most recent one.\*

The quality of the relationship in general

\*format matriciel  
\*pasdelegende

1=Very unsatisfying  
2=Fairly unsatisfying  
3=Fairly satisfying  
4=Very satisfying  
9=\*I don't know/Not applicable

Q\_19 The quality of communication between you

\*format matriciel  
\*pasdelegende

Q\_20 The sharing of tasks of caring for and raising the child or children

\*format matriciel  
\*pasdelegende

Q\_21 The impression of being valued in your role as a father by your co-parent

\*format matriciel  
\*pasdelegende

Q\_22 The sharing of a common vision for the child's or children's education

\*format matriciel  
\*pasdelegende

---

### **/\*Légende**

\*texte\* Texte non lu, apparaît à l'intervieweur; ... Endroit de lecture des choix de réponses dans le texte de question; -> ou ->> signifie passez à la question...; **1=, 1=** Question à choix multiples; **1=, 2=** Une seule réponse, à moins d'indications contraires; /\*texte\*/ commentaire n'apparaissant pas à l'intervieweur\*/

- Q\_23 Still ((G in the last month)), how much did you feel valued in your role as a father by...?  
Your child or children  
\*format matriciel  
\*pasdelegende  
1=Not at all  
2=Not very much  
3=Moderately  
4=A lot  
9=\*I don't know/Not applicable
- Q\_24 The people around you (parents, family, friends)  
\*format matriciel  
\*pasdelegende
- Q\_25 ((G In the last month)), have you had help with your family responsibilities from...?  
\*format matriciel  
\*pasdelegende  
Your parents  
1=Never  
2=Rarely  
3=Occasionally  
4=Often  
9=\*I don't know/Not applicable
- Q\_26 Your in-laws  
\*format matriciel  
\*pasdelegende
- Q\_27 Other members of your family  
\*format matriciel  
\*pasdelegende
- Q\_28 Your friends  
\*format matriciel  
\*pasdelegende
- Q\_29TXT The next few questions are about your situation at the time you had your first child. Please answer them to the best of your recollection.  
2=Continue
- Q\_29 How easy or difficult an adjustment was becoming a father for you?  
1=Very difficult  
2=Somewhat difficult  
3=Somewhat easy  
4=Very easy

---

**/\*Légende**

**\*texte\*** Texte non lu, apparaît à l'intervieweur; ... Endroit de lecture des choix de réponses dans le texte de question; -> ou ->> signifie passez à la question...; **1=, 1=**  
Question à choix multiples; **1=, 2=**Une seule réponse, à moins d'indications  
contraires; **/\*texte\*/** commentaire n'apparaissant pas à l'intervieweur\*/

9=\*I don't know

Q\_30 When you had your first child, did you receive any support services during the pregnancy, ((G **alone or with your spouse**)) (e.g., prenatal classes, birth attendant, nurse)?

1=Yes

2=No

9=\*I don't know

Q\_31 Still when you had your first child, did you ((G **personally**)) receive advice and encouragement from those close to you during the pregnancy and in the first few months after birth?

1=Yes

2=No

9=I don't know

Q\_32 During your childhood and adolescence, would you say that you received positive attention ((G **from your mother**)) (or from someone who assumed her role: a stepmother, grandmother, etc.)?

\*format matriciel  
\*pasdelegende

1=Not at all

2=Not very much

3=Moderately

4=A lot

9=\*I don't know/Not applicable

Q\_33 During your childhood and adolescence, would you say that you received positive attention ((G **from your father**)) (or from someone who assumed his role: a stepfather, grandfather, etc.)?

\*format matriciel

Q\_34 Have you been the victim of any of the following forms of violence in your family environment during your childhood or adolescence?

**((G (Minor) physical violence:))**

This can include shaking (if the child is two years old or older), spanking the buttocks with bare hands, slapping the hand, arm or leg, or pinching.

\*format matriciel  
\*pasdelegende

1=Never

2=Rarely

3=Occasionally

4=Often

9=\*I don't know/Not applicable

Q\_35 **((G (Severe) physical violence:))**

---

**/\*Légende**

**\*texte\*** Texte non lu, apparaît à l'intervieweur; ... Endroit de lecture des choix de réponses dans le texte de question; -> ou ->> signifie passez à la question...; **1=, 1=**

Question à choix multiples; **1=, 2=**Une seule réponse, à moins d'indications contraires; **/\*texte\*/** commentaire n'apparaissant pas à l'intervieweur\*/

Actions that pose a high risk of injury to the child. This includes shaking the child if they are under two years of age, hitting the child on the buttocks with a hard object (e.g., belt, stick), punching or kicking the child, squeezing the child by the neck, beating the child, throwing the child to the floor, or hitting the child on the face, head or ears.

\*format matriciel

Q\_36

**((G Psychological abuse:))**

A form of communication that can be detrimental to a child's well-being. This may include yelling, screaming or cursing at him, threatening to hit him, abandon him or kick him out, or humiliating him. It may also include witnessing domestic violence between parents.

\*format matriciel

Q\_37

**((G Sexual abuse:))**

Gestures of a sexual nature, **((S with or without physical contact))**, committed by an individual without the consent of the person concerned or, in some cases, particularly in the case of children, by emotional manipulation or blackmail.

\*format matriciel

Q\_TXT38

The next questions address different conditions that influence parents' experiences.

2=Continue

Q\_38

As a father, do you think that Quebec society values the involvement of fathers with their children as much as it values that of mothers?

1=Yes

2=No

9=\*I don't know

### **/\*Rotation des énoncés 39 à 44\*/**

Q\_inrot39

rotation=q#39, q#40, q#41, q#42, q#43, q#44 (après=q#45)

Q\_39

Please indicate how much you agree or disagree with the following statements.

Laws and regulations (in general) in Quebec are well adapted to the realities of fathers

\*format matriciel

\*pasdelegende

1=Strongly disagree

2=Somewhat disagree

3=Somewhat agree

4=Strongly agree

9=\*I don't know

Q\_40

Family law (in particular) is well adapted to the realities of fathers

---

### **/\*Légende**

**\*texte\***

Texte non lu, apparaît à l'intervieweur; ...

réponses dans le texte de question; -> ou ->> signifie

Endroit de lecture des choix de  
passez à la question...; **1=, 1=**

Question à choix multiples; **1=, 2=**Une seule réponse, à moins d'indications

contraires; **/\*texte\*/**

commentaire n'apparaissant pas à l'intervieweur\*/

\*format matriciel  
\*pasdelegende

Q\_41 Health and social services are well adapted to the realities of fathers  
\*format matriciel  
\*pasdelegende

Q\_42 Education services are well adapted to the realities of fathers  
\*format matriciel  
\*pasdelegende

Q\_43 Community services for families (*maisons des familles*, food banks, etc.) are well adapted to the realities of fathers  
\*format matriciel  
\*pasdelegende

Q\_44 Employer practices are well adapted to the realities of fathers  
\*format matriciel  
\*pasdelegende

Q\_45 For you, is balancing family and work easy or difficult most of the time?  
  
1=Very difficult  
2=Somewhat difficult  
3=Somewhat easy  
4=Very easy  
9=\*I don't know

Q\_46 The next questions address the impact of the COVID-19 pandemic on different aspects of your family life.  
  
How has the situation in relation to COVID-19 and the various health measures impacted your daily life?  
  
1=Very negative impact  
2=Somewhat negative impact  
3=No impact  
4=Somewhat positive impact  
5=Very positive impact  
9=\*I don't know

Q\_47 How would you describe your adaptation to the changes brought about by the pandemic?  
  
1=Very difficult  
2=Somewhat difficult  
3=Somewhat easy  
4=Very easy  
9=\*I don't know

---

**/\*Légende**

**\*texte\*** Texte non lu, apparaît à l'intervieweur; ... Endroit de lecture des choix de réponses dans le texte de question; -> ou ->> signifie passez à la question...; **1=, 1=** Question à choix multiples; **1=, 2=**Une seule réponse, à moins d'indications contraires; **/\*texte\*/** commentaire n'apparaissant pas à l'intervieweur\*/



**/\*Rotation des énoncés 48 à 51\*/**

Q\_inrot48 rotation=q#48, q#49, q#50, q#51 (après=q#52)  
Q\_48 Please indicate if the pandemic has resulted in a positive change, a negative change or no change in the following areas.

How you perceive your own role as a father

\*format matriciel  
\*pasdelegende

1=Positive change  
2=Negative change  
3=No change  
8=\*I don't know  
9=\*I prefer not to answer

Q\_49 The relationship with your child or children

\*format matriciel  
\*pasdelegende

Q\_50 The relationship with your co-parent

\*format matriciel  
\*pasdelegende

Q\_51 The sharing of child-related tasks

\*format matriciel  
\*pasdelegende

Q\_52 The next questions are about your psychological health.

In the last month, how often have you felt...?

Nervous

\*format matriciel  
\*pasdelegende

1=Never  
2=Rarely  
3=Sometimes  
4=Most of the time  
5=All the time  
8=\*I don't know  
9=\*I prefer not to answer

Q\_53 Desperate

\*format matriciel

Q\_54 Restless or unable to stay still

\*format matriciel

Q\_55 So depressed that nothing could make you smile anymore

\*format matriciel

---

**/\*Légende**

**\*texte\*** Texte non lu, apparaît à l'intervieweur; ... Endroit de lecture des choix de réponses dans le texte de question; -> ou ->> signifie passez à la question...; **1=, 1=** Question à choix multiples; **1=, 2=**Une seule réponse, à moins d'indications contraires; **/\*texte\*/** commentaire n'apparaissant pas à l'intervieweur\*/

- Q\_56 So tired that everything was an effort  
\*format matriciel
- Q\_57 Worthless  
\*format matriciel
- Q\_58 In the ((G **last 12 months**)), have you seriously considered committing suicide?  
  
1=Yes  
2=No  
9=\*I don't know
- Q\_59 In the ((G **last 12 months**)), have you consulted a doctor or other health care professional?  
  
1=Yes  
2=No  
3=I would have liked to, but it was not possible  
9=\*I don't know
- Q\_60 In the ((**last 12 months**)), have you consulted a psychosocial resource or practitioner?  
  
1=Yes  
2=No  
3=I would have liked to, but it was not possible  
9=\*I don't know
- Q\_61 If you had a personal, family or health problem, would you know where to turn to for services?  
  
1=Not at all (you don't know any existing services)  
2=Not really (you know very few)  
3=Possibly (you know some of them)  
4=Definitely (you are familiar with the existing services)  
9=\*I don't know

**/\*Rotation des énoncés 62 à 67\*/**

Q\_inrot62 rotation=q#62, q#63, q#64, q#65, q#66, q#67 (après=q#68a)  
Q\_62 Please indicate how much you agree or disagree with the following statements.

I tend to bounce back easily from difficult times.

\*format matriciel  
\*pasdelegende

1=Strongly disagree  
2=Somewhat disagree  
3=Somewhat agree

**/\*Légende**

**\*texte\*** Texte non lu, apparaît à l'intervieweur; ... Endroit de lecture des choix de réponses dans le texte de question; -> ou ->> signifie passez à la question...; **1=, 1=**  
Question à choix multiples; **1=, 2=**Une seule réponse, à moins d'indications  
contraires; **/\*texte\*/** commentaire n'apparaissant pas à l'intervieweur\*/

4=Strongly agree  
9=\*I don't know

Q\_63  
\*format matriciel  
\*pasdelegende

I find it difficult to get through stressful events.

Q\_64  
\*format matriciel  
\*pasdelegende

I recover easily following a stressful event.

Q\_65  
\*format matriciel  
\*pasdelegende

It is hard for me to come back to reality when something goes wrong.

Q\_66  
\*format matriciel  
\*pasdelegende

In general, I get through difficult events without too much difficulty.

Q\_67  
\*format matriciel  
\*pasdelegende

I tend to take a long time to recover from setbacks in my life.

Q\_68a  
\*choix multiples  
\*choixminmax=1,11  
\*Selectif=95,98,99

Has any of your children ever had any of the following problems? \*(Check all that apply.)\*

- 1=Physical disability or a chronic health problem
- 2=Global developmental delay (intellectual disability, autism spectrum disorder, Tourette's, etc.)
- 3=Speech or language impairment
- 4=Hyperactivity, attention deficit disorder (ADD, ADHD)
- 5=Anxiety or depressive disorder
- 6=Physical or sensory disability
- 7=Behavioural disorder
- 8=Getting in trouble with the law
- 9=Drug or alcohol use
- 10=Runaway
- 90=Other
- 95=None of the above
- 98=\*I don't know
- 99=\*I prefer not to answer

Q\_69a  
\*choix multiples  
\*choixminmax=1,11  
\*Selectif=95,98,99

Have you ever experienced any of the following problems yourself? \*(Check all that apply.)\*

- 1=Physical disability or a chronic health problem
- 2=Global developmental delay (intellectual disability, autism spectrum disorder, Tourette's, etc.)

---

**/\*Légende**

**\*texte\*** Texte non lu, apparaît à l'intervieweur; ... Endroit de lecture des choix de réponses dans le texte de question; -> ou ->> signifie passez à la question...; **1=, 1=** Question à choix multiples; **1=, 2=**Une seule réponse, à moins d'indications contraires; **/\*texte\*/** commentaire n'apparaissant pas à l'intervieweur\*/

3=Speech or language impairment  
4=Hyperactivity, attention deficit disorder (ADD, ADHD)  
5=Anxiety or depressive disorder  
6=Physical or sensory disability  
7=Behavioural disorder  
8=Getting in trouble with the law  
9=Drug or alcohol use  
10=Runaway  
90=Other  
95=None of the above  
98=\*I don't know  
99=\*I prefer not to answer

Q\_70 Which of the following best matches your current family situation?

1=Nuclear or intact family  
2=Blended family  
3=Single-parent family  
90=Other, please specify below <préciser>  
98=\*I don't know  
99=\*I prefer not to answer

Q\_71 What is your status in relation to child custody?

1=With you full-time (with you more than 60% of the time)  
2=Shared custody (with you 40% to 60% of the time)  
3=With you part-time (with you less than 40% of the time)  
4=A combination of the above  
9=\*I prefer not to answer

Q\_72 Do you currently have a spouse?

1=Yes, the mother or other father of the child/children  
2=Yes, another person  
3=No  
9=\*I prefer not to answer

**/\*Instructions : Si Q73=0 envoyer à Q\_SE5\*/**

Q\_73 When was your last spousal separation?

0=I have never experienced a separation->calSE5p0  
1=Within the last year  
2=Between 1 and 5 years ago  
3=Between 6 and 10 years ago  
4=More than 10 years ago  
9=\*I prefer not to answer

Q\_74 Would you say that the separation was easy or difficult?

---

**/\*Légende**

**\*texte\*** Texte non lu, apparaît à l'intervieweur; ... Endroit de lecture des choix de réponses dans le texte de question; -> ou ->> signifie passez à la question...; **1=, 1=**  
Question à choix multiples; **1=, 2=**Une seule réponse, à moins d'indications  
contraires; **/\*texte\*/** commentaire n'apparaissant pas à l'intervieweur\*/

1=Very difficult  
 2=Somewhat difficult  
 3=Somewhat easy  
 4=Very easy  
 9=\*I don't know

Q\_sicalSE5p0  
 ->>putSE5

si strate=8,9->SE5

Q\_inputSE5

q#SE5JRS=input('SE5JRS') et q#SE5=input('SE5')

Q\_sicalSE5  
 ->>calSE1

si (q#SE5JRS=blanc ou q#SE5JRS>365)->SE5

Q\_SE5JRS

\*Input\* \_\_\_\_\_

Q\_SE5

Highest-level diploma, certificate or degree that you ((g **hold**)) or ((g **have completed**))?

1=None  
 2=High school diploma or equivalent (e.g., DES/SSD – Secondary School Diploma)  
 3=Vocational or trade school certificate or diploma (e.g., DEP/DVS – Diploma of Vocational Studies)  
 4=College certificate or diploma (other non-university certificate or diploma obtained from a CEGEP, community college, technical institute, etc.)  
 5=University certificate or diploma below bachelor level  
 6=Bachelor's degree (e.g. B.A., B.Sc., LL.B.)  
 7=University certificate or diploma above bachelor level  
 8=Master's degree (e.g. M.A., M.Sc., M.Ed.)  
 9=Degree in Medicine, Dentistry, Veterinary Medicine or Optometry (M.D., D.D.S., D.M.D., D.M.V., O.D.)  
 10=Earned doctorate (e.g. Ph. D., D.Sc., D.Ed.)  
 90=<préciser>Other (please specify in the space below)  
 99=\*I prefer not to answer

Q\_sicalSE1p0  
 ->>putSE1

si strate=8,9->SE1

Q\_inputSE1

q#SE1JRS=input('SE1JRS') et q#SE1=input('SE1')

Q\_sicalSE1  
 ->>78

si (q#SE1JRS=blanc ou q#SE1JRS>365)->SE1

Q\_SE1JRS

\*Input\* \_\_\_\_\_

Q\_SE1

What is your current ((g **main**)) occupation?

---

**/\*Légende**

**\*texte\*** Texte non lu, apparaît à l'intervieweur; ... Endroit de lecture des choix de réponses dans le texte de question; -> ou ->> signifie passez à la question...; **1=, 1=** Question à choix multiples; **1=, 2=**Une seule réponse, à moins d'indications contraires; **/\*texte\*/** commentaire n'apparaissant pas à l'intervieweur\*/

\*If you have more than one occupation (e.g., retired and working part-time or student and working part-time), check the one that requires the most time per week.

If you are on sabbatical, maternity leave, sick leave or injury-on-duty leave, indicate whether you usually work full-time or part-time.\*

1=I work full-time (30 hours or more per week)  
2=I work part-time (less than 30 hours per week)  
3=I am retired  
4=I am a student  
5=I am unemployed (employment insurance, social assistance)  
6=I am not working by choice (at home, homemaker)  
90=<specify>I am in another situation (please specify in the space below)  
99=\*I prefer not to answer

Q\_78 What language did you first learn at home as a child and still understand?

1=French  
2=English  
3=Other  
4=French and English  
5=French and other(s)  
6=English and other(s)  
9=\*I prefer not to answer

Q\_79 Where were you born?

1=In Quebec  
2=In another Canadian province or territory  
3=Elsewhere in the world  
9=\*I prefer not to answer

**/\*Q80 posée uniquement si le répondant est né hors Québec (Q79=2 ou 3)\*/**

Q\_sical80 si q#79=2,3->80  
->>81

Q\_80 How long have you lived in Quebec?

1=Less than 2 years  
2=2 to 5 years  
3=5 to 10 years  
4=More than 10 years  
9=I prefer not to answer

Q\_81 With which of the following cultural communities do you identify the most at present?

1=Quebecer  
2=Canadian

---

**/\*Légende**

**\*texte\*** Texte non lu, apparaît à l'intervieweur; ... Endroit de lecture des choix de réponses dans le texte de question; -> ou ->> signifie passez à la question...; **1=, 1=**

Question à choix multiples; **1=, 2=**Une seule réponse, à moins d'indications contraires; **/\*texte\*/** commentaire n'apparaissant pas à l'intervieweur\*/

3=American  
 4=European  
 5=Middle Eastern  
 6=Maghrebi  
 7=Asian  
 8=Sub-Saharan (African)  
 9=Latin, Central or South American  
 10=Caribbean  
 11=Oceanian  
 12=Indigenous  
 90=Other  
 99=\*I prefer not to answer

Q\_sicalSE1021p  
 ->>putSE1021

si strate=8,9->SE102021

Q\_inputSE1021

q#SE1021JRS=input('SE102021JRS') et q#SE102021=input('SE102021')

Q\_sicalSE1021  
 ->>calREG

si (q#SE1021JRS=blanc ou q#SE1021JRS>365)->SE102021

Q\_SE1021JRS  
 Q\_SE102021

\*Input\* \_\_\_\_\_  
 What is your ((g **annual gross**)) (before-tax) ((G **family income**))?

1=Less than \$15,000  
 2=\$15,000 to \$24,999  
 3=\$25,000 to \$34,999  
 4=\$35,000 to \$54,999  
 5=\$55,000 to \$74,999  
 6=\$75,000 to \$99,999  
 7=\$100,000 to \$149,999  
 8=\$150,000 to \$199,999  
 9=\$200,000 or more  
 99=\*I prefer not to answer

**/\*Note au traitement : reconstituer la région administrative à partir du code postal\*/**

Q\_sicalREG  
 ->>REG

si strate=1->FIN

Q\_REG

In which region do you live?

2=Greater Montreal area (Island of Montreal; Laval and the North Shore;  
 South Shore)  
 1=Greater Quebec City area (Quebec City and surrounding municipalities;  
 South Shore, including Lévis and surrounding municipalities)  
 3=Elsewhere in Quebec  
 4=Outside of the Province of Quebec

Q\_IDCP

What is your postal code? \*The first three characters are sufficient.\*

**/\*Légende**

**\*texte\*** Texte non lu, apparaît à l'intervieweur; ... Endroit de lecture des choix de  
 réponses dans le texte de question; -> ou ->> signifie passez à la question...; **1=, 1=**  
 Question à choix multiples; **1=, 2=**Une seule réponse, à moins d'indications  
 contraires; **/\*texte\*/** commentaire n'apparaissant pas à l'intervieweur\*/

