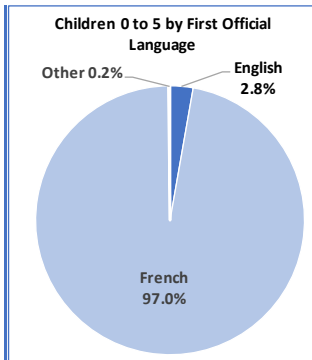


Children 0 to 5 and their Parents RTS de l'Abitibi-Témiscamingue, 2016

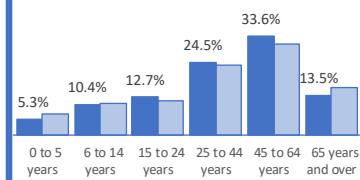
CHSSN

Community Health
And Social Services Network
Réseau communautaire de santé
et de services sociaux



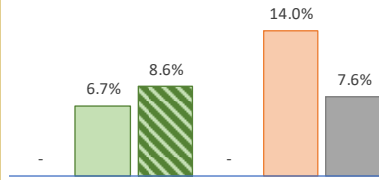
Children 0 to 5

Population by Age Group

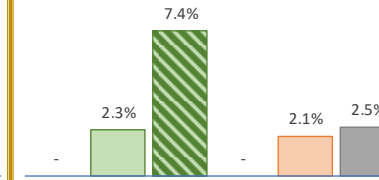


Parents with at Least One Child Aged 0 to 5

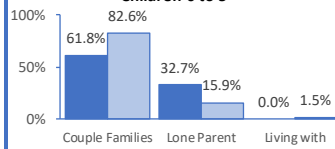
Parents Aged 15 to 24 Years



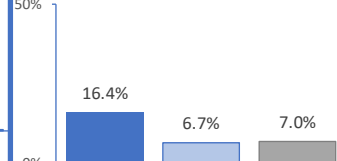
Parents Aged 45 Years and Over



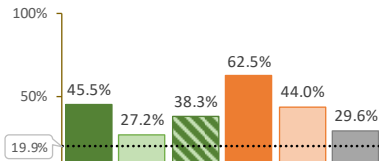
Household Living Arrangements of Children 0 to 5



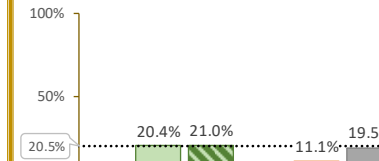
Children 0 to 5 Living Below LICO



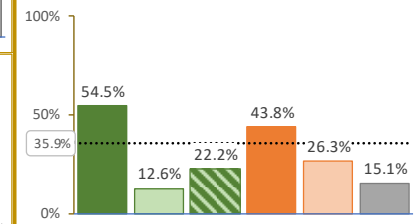
High School Diploma at Most



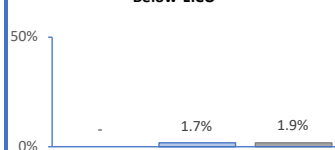
University BA or Higher



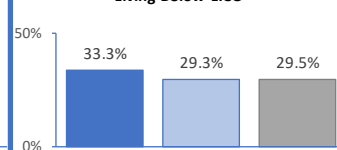
Out of the Labour Force



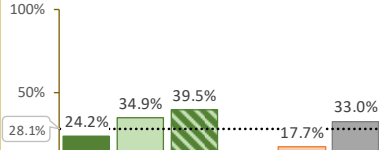
Children 0 to 5 in Couple Families Living Below LICO



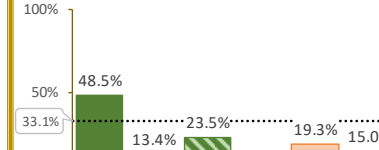
Children 0 to 5 in Lone Parent Families Living Below LICO



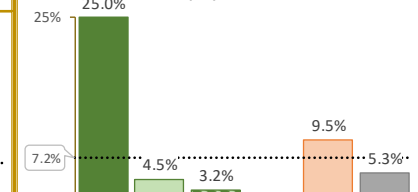
Earning \$50,000 and Over



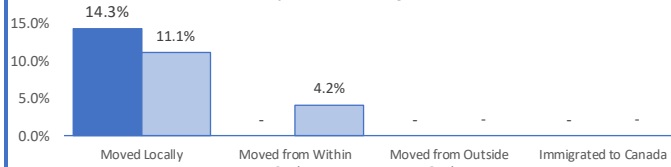
Income Below \$20,000



Unemployment Rate



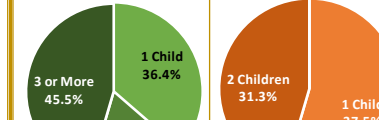
Recent Mobility (1 Year) Among Children 0 to 5



Living Below LICO



Number of Children 0 to 5 in English Couples



Number of Children 0 to 5 for English Lone Parents



Parents with 3 or more Children who were Living Below LICO



Children Aged 0 to 5	English Speakers		French Speakers	
	Number	Percent	Number	Percent
Children Aged 0 to 5	275	100.0%	9,660	100.0%
Living in a Couple Family	170	61.8%	7,985	82.7%
In Lone Parent Families	90	32.7%	1,535	15.9%
Living with Relatives	-	-	145	1.5%
Living Below LICO	45	16.4%	645	6.7%
Living in a Couple Family Below LICO	-	-	165	2.1%
In a Lone Parent Family Living Below LICO	30	33.3%	450	29.3%
Visible Minority	-	-	260	2.7%
Aboriginal Identity	225	81.8%	830	8.6%

Legend: ■ In an English Couple ■ In a French Couple ■ In an English & French Couple ■ English Single Parent ■ French Single Parent ■ All Parents with Children 0 to 5
..... Provincial Average for the Total Population Aged 15+

Parents with at Least One Child Aged 0 to 5	Total Number	Young Parents (15-24)	Older Parents (45+)	Low Education	High Education	Out of Labour Force	Un-employed	Earning Less Than 20k	Living Below LICO	With 3 or More Children	Recent Migrants (2011-2016)
All Parents with Children 0 to 5	12,910	985	360	3,825	2,520	1,950	580	1,935	330	3,555	2,830
In an English Couple	165	-	-	75	-	90	-	80	25	75	75
In a French Couple	10,905	735	275	2,965	2,225	1,370	430	1,460	105	3,055	2,260
English-French Couple	405	35	30	155	85	90	-	95	30	110	130
English Single Parent	80	-	-	50	-	35	-	25	-	-	25
French Single Parent	1,215	170	25	535	135	320	85	235	165	250	285
All Other Parents of Children 0 to 5	135	-	-	50	45	50	25	50	-	45	55

Source: JPocock Research Consulting, 2016 Census, Statistics Canada. Population in private households - 25% sample. The linguistic concept is First Official Language Spoken with multiple responses distributed equally.