

ELEMENTARY SCHOOL
Workshop Catalogue

In-Person and Virtual Workshops Available

2022-2023 SCHOOL YEAR



*Annual \$1500 Grants for English Public
Elementary & Secondary Schools 2019-2023*



Connect

Collaborate • Create

Celebrate



ArtistsInspire Grants

Support for School and Artists from Quebec's English-speaking communities to connect through hands-on creative experiences—anELAN/LEARNpartnership funded by the Government of Canada's Action Plan for Official Languages.



Funded by the
Government
of Canada

Financé par le
gouvernement
du Canada



About this Workshop Catalogue

This grants program provides \$1500 to cover the cost of bringing Teaching Artists into your classroom. This **Workshop Catalogue** is intended to be a guide to help schools, teachers, CLCs, and other community liaisons understand what is possible during an **ArtistsInspire Grants** project.

Please note the following:

- **ALL** workshops are adaptable.
- These are a small sample of what the Artists have to offer. To learn more, visit artistsinspire.ca/artists or reach out to: artistsinspiregrants@quebec-elan.org / 438-979-1171.
- As we have a very limited travel budget, we require schools to work with local Artists whenever possible. All **Regional Artists** (based outside the greater Montreal area) and the school boards they serve have been indicated next to the Artist's name in this catalogue. **All other Artists live within the greater Montreal area.**
- Artists LOVE booking contracts well in advance so that they can plan their professional and personal lives around their dynamic work schedules. Though the **deadline to apply this year is February 27, 2023**, we strongly encourage schools to book their ArtistsInspire Grants projects as soon as possible to avoid disappointment, as our wonderful Artists often get booked up early in the school year!

Cover images:

- © Focus High School (Outreach School), English Montreal School Board, with artist Alyssa Kuzmarov Photo by Alyssa Kuzmarov.
- © Bancroft Elementary School, English Montreal School Board, with West Can Folk Performing Co. Photo by Shanna Cling
- © Lasalle Junior Elementary, Lester B. Pearson School Board, with artist Lisa Kimberly Glickman. Photo by Emilie Timmons.

Back cover image:

- © New Richmond High School (K-11), Eastern Shores School Board, with artist Stephanie Nairn. Photo by Laurie MacDonald.

Apply Now for Your School's 2022-2023

ArtistsInspire Grant for Interactive In-person or Virtual Arts & Culture Experiences!

What is the funding for? Developing students' creativity through Artist-facilitated in-person or virtual Arts & Culture experiences:

During the School Day

The goal of the ArtistsInspire Grants is to engage as many Quebec students as possible in hands-on creativity in diverse art disciplines. In the school's online application, the brief description of planned activities needs to include working with multiple teachers or classes to learn with an eligible Artist(s) during at least two creative periods.

With Qualified Artists

Eligible Artists identify as members of Quebec's diverse English-speaking Communities. Their practices include a wide variety of specialties.


When you're ready, applying is easy and quick - one contact person from the school sets up the account and enters the information about the school's plan.

Please note that we allow only one application per school. In the application, we ask for confirmation that the principal approves.

We are available to support you by phone and email to answer all of your questions.

ELAN's ArtEd Team wants to support your school in getting the maximum benefit from your school's grant.

To access our matchmaking services, contact Guillaume Jabbour at artedcoach@quebec-elan.org

Allow us to help you find Artists that can respond well to your school's needs. This includes Artists that have received training in Youth Mental Health funded by **Community Health and Social Services Network** 

To Apply:

Simply go to www.artistsinspire.ca
and click on:

School Application

Website: www.artistsinspire.ca

Email: artistsinspiregrants@quebec-elan.org

Phone: 438-979-1171

CONTENTS



DANCE

Caribbean Folk Dance with West-Can Folk Performing Company	1
Time to Move, Feel, Express! with Eryn Dace Trudell	1
First Steps on Broadway with Corinne Roucoules.....	1
Groove for Kids with Stephanie Nairn.....	2
1, 2 Step! with Kayin Queeley	2
East Indian Dance with Sonia St-Michel (Regional Artist: WQSB)	2
Liquid Lead Dancing with Alida Esmail	3
Foundations of B-Boying with Bboyism Dance Company (Regional Artist: WQSB).....	3
Classroom Dance Sessions with Luca “Lazylegz” Patuelli	4
Movement and Sound (For Special Needs Population) with Irem Bekter	4



Film, Photo and Digital Media

Creative Video Class with Jay Lemieux.....	6
Filmmaking 101 with Alyssa Kuzmarov (Productions Oracle)	6
The Superstar Showcase: A Video-Making Adventure! with Sam Asmar.....	7
Digital Storytelling with Hands On Media Education.....	7
Inspiring the Art of Photography: Capturing What the Heart Feels Through the Mind’s Eye with Kathleen Walsh-Moleski (Regional Artist: ESSB).....	8
Photographic Explorations with Kiran Ambwani	8
Do You See What I See? with Tanis Saucier (Regional Artist: SWLSB)	8



LITERARY

The Art of Storytelling with Nadine Neema	10
Words or Pictures? Making Stories for Our Eyes & Ears with Raquel Rivera	10
Poet in Class Program with Poetry in Voice	10
Creating Musical Stories with Matthew Bennett Young	11
Walk in My Shoes: Step Into Storytelling with Janet LeRoy (Regional Artist: WQSB).....	11
A Day in the Life at my School with Monique Polak	11
Poetry as Mirror and Magnifying Glass with Hayley Bernier (Regional Artist: ETSB)	12
Graphic Novels - Tell Your Story! with Kate Lavut	12



CONTENTS CONT.

What is Freedom to Me? with <i>Rachel McCrum</i>	12
From Fairy Tales to How? and Why? ... Story Creation with <i>Patti Warnock (Reg. Artist: ETSB)</i> .	13
Starting Your Story with <i>Catherine Austen</i>	13
The Art of Colouring with Words Spoken Word with <i>Svens Telemaque</i>	13
Modeling Memory with <i>Liana Cusmano</i>	14
Zine & Comic Book Workshop (Series of 4 Classes) with <i>G. Scott Macleod</i>	14
Comic Creation and Collaboration with <i>Jay d'Ici</i>	15



MUSIC & SOUND

Brazilian Carnival Arts with <i>Luciano Porto (Regional Artist: WQSB)</i>	16
Ear Candy! Vocal and Sound exploration Workshop with <i>Derek McKinley (Reg. Artist: WQSB)</i>	16
Bucket Drumming, Body and Alternative Percussion with <i>Taia Goedert</i>	17
Raise the Roof: Introduction to Celtic Music with <i>Roy MacLaren (Regional Artist: ETSB)</i>	17
Body Beats with <i>Jeunesses Musicales Canada</i>	17
Music and the Planet: Celebrate Our Planet and Environmental Stewardship Through Song with <i>Alison Notkin</i>	18
Body Music: Body Percussion, Beatboxing, and Voice with <i>Geremia Lorenzo Lodi</i>	18
Music in our Lives with <i>Alireza Tarviji (Regional Artist: WQSB)</i>	18
West African Drumming with <i>Fana Soro (Regional Artist: WQSB)</i>	19
Taking it Outside: Music & Art Inspired by Nature with <i>Louise Campbell</i>	19
History of the Blues and Group Songwriting with <i>Rob Lutes</i>	20
Explode the Moment! Audio Storytelling and Sound Art with <i>Guillaume Jabbour (Regional Artist: SWLSB)</i>	20
Songs and Stories, Then and Now with <i>Patrick Hutchinson</i>	21



THEATRE

Interdisciplinary Collaborative Explorations with <i>Adalia Pemberton-Smith</i>	22
Theatre Performance/Workshop with <i>Geordie Theatre</i>	22
Follow the Bird: A Student Created Puppet Show with <i>Daniel Hickie</i>	23
Paper People Puppets with <i>Maggie Winston</i>	23
Black Culture & Stories with <i>Black Theatre Workshop</i>	23
Designing Space for Storytelling with <i>Holly Hilts</i>	24

CONTENTS CONT.



VISUAL ARTS

Wonder for Nature <i>with Rebecca Soulis Nature Nerding (Regional Artist: ETSB)</i>	25
Play with Clay: Learning While Exploring with Ceramics <i>with Teresa Dorey</i>	25
Free Flow Butterflies <i>with Claudia Salguero (Regional Artist: WQSB)</i>	25
Practicing Resilience with Nature as our Guide <i>with Patrycja Maksalon (Reg. Artist: WQSB)</i>	26
Upcycle That Paper! An Introduction to Making Junk Journals <i>with Carol-Ann Hoyte</i>	26
What Makes Me, Me? Metal Embossing <i>with Deirdre Potash</i>	27
M'Outta Here <i>with Anne Lewis</i>	27
Collective Mural <i>with Emily Read</i>	27
Bio-Art Projects <i>with Angela Marsh (Regional Artist: CQSB)</i>	28
Paper Bag Lanterns <i>with Iris Kiewiet (Regional Artist: WQSB)</i>	28
The POP-UP Lab <i>with Kate Battle</i>	29
Indigenous Arts & Crafts <i>with Prévile Fine Arts Centre</i>	29
Painted & Collaged Still Life <i>with Lisa Glickman</i>	30
Drawings for the Earth <i>with Jessica Houston</i>	30
Seed Ball Kit: Create with a Purpose <i>with Elaine Lassonde</i>	31
Emotion Weather Map <i>with Tamsin Horsefall</i>	31
Reflections H ₂ O: Drawing Workshop <i>with Emily Rose Michaud (Regional Artist: WQSB)</i>	32
Peace, Love & Hope (Batik workshop) <i>with Avy Loftus</i>	32
Expression Through Sugar <i>with Shelley Miller</i>	32
Call and Echo <i>with Anna Jane McIntyre and Venus Lukic</i>	33
Día de Muertos: "Calaquitas - little skeletons made of clay" <i>with PAAL</i>	33
Re-Focus, Reconnect, Remember, Renew, Repeat <i>with Valerie Kimpton</i>	33
Book Spine Mural <i>with Heather Kushum Spiral Art Studio (Regional Artist: NFSB)</i>	34
Stencil Printmaking <i>with Peter Gibson</i>	34
Collaborate to Create <i>with Adele Reeves</i>	34
Comics Creation <i>with Laurence Dea Dionne</i>	35



Learn's "I Belong" Project	36
----------------------------------	----





WORKSHOP CATEGORY

DANCE

CARIBBEAN FOLK DANCE *with West-Can Folk Performing Company*

Participants take part in fun and interactive virtual and/or in-person Caribbean folk dance workshops. Workshops give participants an understanding of the origins and history of Caribbean folk and the different elements of Caribbean folk dance through an exploration of rhythm and the relationship between music and movement. Participants learn traditional folk dances from expert instructors with over 30 years of experience. Workshops are adapted to the needs of the participants.



K, Cycle 1, 2, 3

* This workshop provides an opportunity for discussion about belonging in Quebec in the general sense and as a member of the BIPOC community.

Materials: A clean clear space for dancing.  westcanfolk@gmail.com

TIME TO MOVE, FEEL, EXPRESS! *with Eryn Dace Trudell*

Fun, physically charged, interactive dance workshops that stimulate kinesthetic learning. Children connect to curriculum and self-expression through movement, inciting creative thinking, empathetic space sharing, taking initiative, and collaboration in inspiring and playful ways. Sessions include movement that focuses energy, increases proprioception, strength, control, flexibility, balance, and rhythm, followed by dances, improvisation scores or concept studies that engage students in exploration. These workshops address the competencies of well-being, communication, problem solving, collaboration, and creativity and include a diversity of music. The workshop may be catered to specific themes. Integrated concepts include dynamics, space, time, shape, rhythm, numbers, relationships, and emotions.



K, Cycle 1, 2

Materials: Paper and crayons or colouring markers.

 eryn.dace.trudell@gmail.com  (514) 585-8888

FIRST STEPS ON BROADWAY *with Corinne Roucoules*

Your students will learn and star in original scenes from musical movies, animated films, or Broadway musicals, and they'll have a blast doing it! Here are the 3 components to First Steps on Broadway!



K, Cycle 1, 2, 3

- Theatre:** They learn actual lines from famous scenes. They might even get a chance to use a microphone now and then.
- Singing and Dancing:** Students learn choreographies, practice real Broadway dance techniques and basic vocal and theatrical exercises taught at New York theatre schools.
- Performance:** Students impress an audience with how they can confidently and professionally perform and entertain.

Materials: Comfortable clothes and open space.  corinneroucoules@live.ca  (514) 573-2784



GROOVE FOR KIDS with *Stephanie Nairn*

Groove for Kids is a unique, unforgettable, inclusive, and non-competitive group dancefloor experience for students of all ages and physical abilities. The dance floor experience involves all genres of music (e.g., contemporary, hip hop, electronic, pop) and does not require any previous dance training - all participants are successful in Groove! Groove for Kids cultivates social and emotional connections and interactions between students on the dancefloor, while simultaneously improving self-esteem, enhancing creativity, promoting physical fitness, and cultivating playfulness and imagination.



K, Cycle 1, 2, 3

Materials: Audio speaker/system, open space.

stephanie.nairn@mail.mcgill.ca

1, 2 STEP! with *Kayin Queeley*

A workshop with Montreal Steppers includes an introduction to foundational step routines, and invites participants to clap, stomp, and chant as a team. Participants learn what it meant for Black folks to be steppers in the early 1900s and how their resilience changed their lives. We emphasize the importance of creating rhythms and beats together with a focus on teamwork and character building. Each workshop includes dialogues and discussions on the history of step, its inception, the migration of Africans from Africa to North America, South America, and the Caribbean. By the end, participants have tried at least two step routines--rhythmic music they create with their bodies. This is always a proud moment for everyone.



Cycle 1, 2, 3

* This workshop provides an opportunity for discussion about belonging in Quebec in the general sense and as a member of the BIPOC community.

Materials: Enough space for the participants to clap and stomp.

info@montrealsteppers.com (514) 572-4008

EAST INDIAN DANCE with *Sonia St-Michel (Regional Artist: WQSB)*

Guided by classically trained Indian Dancer, Sonia St-Michel, participants learn the art of East Indian dance. The workshop begins with a Yoga warm-up. Participants then learn to create and maintain rhythm using footwork (known as Taal or rhythm) and a system of oral representation of percussive sounds. Participants also explore some Hastas, which are hand gestures used to tell stories. The workshop can be accommodated to a smaller room by pushing aside furniture. Students can use the dance form to interpret a story they heard, read or wrote themselves.



Cycle 2, 3

Materials: Preferably in a dance or theatre room with space to move. Gym is a second good option. Moving desks is possible for very small classrooms but not ideal.

stmichel.sonia@gmail.com (819) 329-3676



Cycle 2, 3

LIQUID LEAD DANCING *with Alida Esmail*

Liquid Lead Dancing creates spaces where individuals of all genders can feel empowered, included, and free to express themselves fully. Participants will learn some basic steps for popular partner dances (e.g. merengue, salsa) as well as some tips and tricks for switching roles within the dance. This workshop re-evaluates the lead/follow relationship on the dance floor and opens the discussion for how it translates to everyday interactions. We touch on themes, such as, gender biases, touch, consent, and toxic masculinity, whilst encouraging new perspectives to join the table. Liquid lead is used as an example to get the creative juices flowing! All material is adapted for different age groups and dance levels.

* This workshop provides an opportunity for discussion about belonging in Quebec in the general sense and as a member of the BIPOC and/or LGBTQ2S+ community.

Materials: Clear and open space for dancing, audio system.

✉ alidaesmail@gmail.com ☎ (438) 828-0278



Cycle 2, 3

FOUNDATIONS OF B-BOYING *with Bboyizm Dance Company (Reg. Artist: WQSB)*

Members of Bboyizm Dance Company transmit their passion and respect for the history and art of street dances, educating participants on the roots and various techniques of breaking. This workshop gives participants and teachers a unique chance to learn the fundamentals of B-boying and hip-hop culture, in a safe way, from dedicated professional dancers who have a passion for teaching.

* This workshop provides an opportunity for discussion about belonging in Quebec in the general sense and as a member of the BIPOC community.

Materials: Clear and open space for dancing, audio system.

✉ yana.k.m@masconline.ca ☎ (514) 809-4558



CLASSROOM DANCE SESSIONS *with Luca “Lazylegz” Patuelli*

In these “Classroom Dance Sessions” students/staff will get a more intimate and in-depth approach to dance and the “No Excuses, No Limits” Philosophy. Luca will work directly in the classroom with participating groups by teaching dance with a unique “twist,” allowing participants to explore various movements that will help expand their understanding of the importance of adaptation in daily life and in dance.

- * This workshop provides an opportunity for discussion about belonging in Quebec.
- * Other than Arts, the workshop incorporates elements of STEAM.

Materials: Projector, Screen, Sound system and an open space (Desks, chairs must be pushed back and floor must be swept before starting the class).

✉ info@noexcusesnolimits.com ☎ (514) 894-9653



*Cycle 1, 2, 3
Specialized classes
for children
with disabilities*

MOVEMENT AND SOUND (FOR SPECIAL NEEDS POPULATIONS)

with Irem Bekter

Everyone can dance and everyone can sing! I will do this by offering the participants tools to create with sound and movement, inspired by the participants’ own natural and organic way of expressing themselves, adapted to their own abilities. The purpose of Sound and Movement is to help participants transcend their limits to discover their inner strength and overcome the fear of ridicule. This workshop not only strengthens the interaction between the participants, but it also enhances one’s self-esteem, self-image, attention span and memory. It will increase participants’ ability to communicate and above all will enhance their mental and physical agility and reflexes. By establishing a bond of trust with the participants I will help them to free their body and their voice, and accompany them on a journey to explore their artistic expression by stimulating their creativity. I will do this by offering the participants tools to create with sound and movement, inspired by the participants’ own natural and organic way of expressing themselves, adapted to their own abilities.

- * This workshop provides an opportunity for discussion about belonging in Quebec.

Materials: Speakers, enough space to lie down and to move in.

✉ irembekter@gmail.com ☎ (514) 927-8029



*Cycle 1, 2, 3
Specialized classes
for children
with disabilities*



QEP COMPETENCIES

DANCE

- To invent dances
- To interpret dances
- To appreciate choreographic works, personal productions and those of classmates

PHYSICAL EDUCATION & HEALTH

- To perform movement skills in different physical activity settings

ENGLISH LANGUAGE ARTS

- To use language to communicate and learn



WORKSHOP CATEGORY

FILM, PHOTO & DIGITAL MEDIA

CREATIVE VIDEO CLASS *with Jay Lemieux*

Each class is tailored to suit the appropriate age group. For grades 1-4, the focus is on storytelling and acting. For grades 5-11, the focus is on more advanced topics, such as cinematography and video editing. In all classes, students end up with final products, such as short movies, mini documentaries, stop animation, or music videos. We also teach media literacy by providing opportunities for students to discuss social media, advertising, and bias and stereotypes in film and media.

* This workshop provides an opportunity for discussion about belonging in Quebec.

Materials: No materials are necessary, although extra iPads or computers with video editing software could allow for a more dynamic experience.

✉ info@collectivevision.ca



Cycle 1, 2, 3

FILMMAKING 101 *with Alyssa Kuzmarov (Productions Oracle)*

All of Productions Oracle's workshops are designed to provide a safe and dynamic space for youth to express themselves and gain technical video skills as they openly document their own experiences. The youth are involved in every stage of the production and learn everything that goes into the making of a video: Storyboarding, camera angles, editing. The youth participate actively in the creation of their own videos and are given an opportunity to feel proud of their work, all the while learning new skills and having lots of fun. A key element of these workshops is to encourage youth to be active consumers in their use of media rather than passive recipients of the media that surround them. Rather than simply absorbing images and messages, students can use technology to stimulate their talents and creativity.

* Other than Arts, the workshop incorporates elements of STEAM.

* This workshop provides an opportunity for discussion about belonging in Quebec in the general sense and as a member of the BIPOC and/or LGBTQ2S+ community.

Materials: To render video production accessible and user-friendly, we have chosen iPads as our medium. Youth are often familiar with this kind of technology. We bring the iPads, and so no additional material is needed.

✉ productions.oracle@gmail.com



Cycle 2, 3





THE SUPERSTAR SHOWCASE: A VIDEO-MAKING ADVENTURE!

with Sam Asmar

"Wow, I didn't think I could do something like that!" is the kind of thing a lot of students say after they make their video! In this video making adventure, students get trained with some powerful and punchy presentation techniques before they write a professional script for a Media-worthy ad. They'll get step-by-step tips and instructions on capturing video and powerful video editing. Cameras, tablets, or phone cameras in hand, students will perform, record and then edit their videos before the big event...The Superstar Showcase! Having fun, gaining proficiency, and feeling proud are the real main event!

Cycle 2, 3

Visit www.inlite10.ca to see all the workshops that you can choose from.

* This workshop provides an opportunity for discussion about belonging in Quebec.

* Other than Arts, the workshop incorporates elements of STEAM.

Materials: Paper, pen, any digital camera (phone, tablet, camera), any editing software (e.g. iMovie, Video Editor) or open a free account at clipchamp.com or download the Capcut App before the workshop.

 sam@inlite10.ca



DIGITAL STORYTELLING *with Hands On Media Education*

Students explore what it means to belong to a community as they participate in a Digital Storytelling project, with support from digital media experts. Students will learn about the responsibilities we have as filmmakers and how to craft their own message by combining image, sound, text and editing to share their message with their class, and the world! This is an excellent opportunity for students to move from being passive consumers of media to active creators through the production of a personal narrative using basic video editing & storytelling software. A film festival concludes the workshop.

* This workshop provides an opportunity for discussion about belonging in Quebec.

* Other than Arts, the workshop incorporates elements of STEAM.

Materials: 1 computer, tablet, iPad or smartphone per student, with Internet connection.

 info@handsonmediaeducation.com  (604) 967-3664



INSPIRING THE ART OF PHOTOGRAPHY: CAPTURING WHAT THE HEART FEELS THROUGH THE MIND'S EYE

with Kathleen Walsh-Moleski (Regional Artist: ESSB)

A picture “may be worth a thousand words,” but does it evoke any feeling? Various elements of photo composition are used to capture what the heart feels through the mind's eye, with the objective that observers of a photo will feel as the photographer felt for the subject. Using photo examples, the artist will describe one of the emotional elements of photo composition. Students will spend 10 minutes taking photos in the classroom with this element in mind. Then, students and the teacher select two or three of the best photos to display on-screen for critique by the artist, to see if they reflect the students' intended effect.

* Other than Arts, the workshop incorporates elements of STEAM.

Materials: Digital camera or smartphone, computer for viewing photos.

✉ walsh-moleski@globetrotter.net

PHOTOGRAPHIC EXPLORATIONS with Kiran Ambwani

Students will be guided on photographic explorations on a range of different themes or environments.

Materials: Image recording device (smartphone, ipad, digital camera). Cameras can be rented out for this project if participants don't have them.

✉ contact@kiranambwani.com

DO YOU SEE WHAT I SEE? with Tanis Saucier (Regional Artist: SWLSB)

Students will be introduced to photography concepts such as composition (rule of thirds, leading lines, framing), lighting (natural, ambient, artificial), and perspective (bird's eye view, worm's eye view, and forced perspective). This workshop will lead to the students creating works using their newly acquired skills and knowledge.

* Other than Arts, the workshop incorporates elements of STEAM.

Materials: Smartphones, and/or point-and-shoot cameras, and/or DSLR cameras, Google Drive account to store and transfer files.

✉ tanis@tanissaucier.com



Cycle 3



Cycle 3



Cycle 3





QEP COMPETENCIES

VISUAL ARTS

- To produce media works in the visual arts
- To appreciate works of art, traditional artistic objects, media images, personal productions and those of classmates

DRAMA

- To invent dramatic scenes
- To interpret dramatic scenes
- To appreciate dramatic works, personal productions and those of classmates

ENGLISH LANGUAGE ARTS

- To write self-expressive, narrative and information-based texts
- To represent [their] literacy in different media
- To use language to communicate and learn



WORKSHOP CATEGORY LITERARY

THE ART OF STORYTELLING *with Nadine Neema*

Participants will explore the art of storytelling with award-winning songwriter, poet, and author Nadine Neema. We will explore themes related to the students' lives and learn to tell an engaging story with a strong beginning, middle, and end using voice intonation, gestures, and emotion. For grades 4-6 this workshop is often done with a novel study of my book *Journal of a Travelling Girl*, which is a coming-of-age story based on the Tłıchǫ ancestral lands in the NWT. The workshop can also be about the art of journal writing so children can learn this important tool for self-awareness.

Materials: Paper, pencil.

✉ neemaste@me.com

WORDS OR PICTURES? MAKING STORIES FOR OUR EYES & EARS

with Raquel Rivera

In your favourite picture book, who tells the story: the author, the illustrator...both? In this workshop children learn what goes into making a picture book, explore how words and images communicate together, and practise their own communication skills with writing and drawings. Sessions can be modified to incorporate concurrent studies in ELA topics.

Materials: Writing and drawing materials, paper.

✉ raquel@sitedish.com ☎ (514) 257-6785

POET IN CLASS PROGRAM *with Poetry in Voice*

Invite a poet to your classroom. Poetry In Voice works with a diverse group of poets who are passionate about what they do and understand how to connect with students. Our poets deliver innovative workshops that bring poetry to life in ways that are both relevant and fun. Meet our Poets In Class, [Link: <https://www.poetryinvoice.com/teach/poet-class/meet-poets-class>], filter by province and invite a Quebec poet to visit your school. For more information, please contact Tessa Griffin, tessa@poetryinvoice.com.

Materials: Pencil, paper.

✉ tessa@poetryinvoice.com



K, Cycle 1, 2, 3



K, Cycle 1, 2



Cycle 1, 2, 3





Cycle 1, 2, 3

CREATING MUSICAL STORIES *with Matthew Bennett Young*

The best way to describe this workshop is as a "translation of the senses." Music (7 instrumental recordings) is used to stimulate feeling. Those feelings are articulated using words, expressions, associations, or memories. The children are shown how to use those articulations to create a basic story outline which they can then develop. The workshop has a very simple structure but great significance and impact. Children are encouraged to make connections in constructive ways and end up with unique stories that they have created. It is an empowering experience!

Materials: Pen, paper, internet.  matbyoung@hotmail.com  (438) 873-4565



Gr. 2, Cycle 2, 3

WALK IN MY SHOES: STEP INTO STORYTELLING

with Janet LeRoy (Regional Artist: WQSB)

Participants discover that trying on someone else's shoes is a great way to step into character—as storyteller and as listener. Students learn to embody and tell a story that is important to them. They commit to a project that unfolds over time in successive steps. They learn without memorizing through exercises. Active listening skills and peer feedback build community. Performance skills include voice (volume, pace, tone), facial expressions, and gestures. Grounding techniques develop focus and confidence. We celebrate with a storytelling concert. Collaboration and flexibility are key elements.

* This workshop provides an opportunity for discussion about belonging in Quebec.

Materials: Paper, pencil.  j.leroy@xittel.ca



Gr. 2, Cycle 2, 3

A DAY IN THE LIFE AT MY SCHOOL *with Monique Polak*

Writers observe, record and sometimes, invent. This workshop will help students become better observers and writers. Monique will share tips for gathering information through observation and interviews. She will divide the students into teams, allowing them to focus on particular areas of interest at their school – for instance the library, gym, cafeteria... even the detention room! In visit 2, Monique will review material the students have collected. Students will decide how to disseminate their observations/stories/interviews. Possibilities include a virtual or paper newspaper, collective diary, literary reading... even a time capsule. In visit 3, Monique will assist with final edits. Monique's upcoming 2023 non-fiction book deals with Open Science, a new sharing approach to doing science and making discoveries. Monique will show youngsters how through their own observations they can contribute to discovery.

* Other than Arts, the workshop incorporates elements of STEAM.

Materials: Paper, pencil.  monique@moniquepolak.com



POETRY AS MIRROR AND MAGNIFYING GLASS

with Hayley Bernier (Regional Artist: ETSB)

In this workshop, we will read 1-3 poems and use them as discussion points in order to build on analytical tools that students need throughout school/life. Then, we will use some prompts to do some free writing, in which we can explore a variety of themes including mental health, environmental anxiety, body image, diversity and more. The specific theme is flexible for each class, and can be determined and shaped in conversation between the artist and the teacher.

* This workshop provides an opportunity for discussion about belonging in Quebec.

Materials: Paper, pencil.



hbernier25@gmail.com



(819) 905-7797



Cycle 2, 3

GRAPHIC NOVELS - TELL YOUR STORY! with Kate Lavut

Graphic novels and comics are a great way to build literacy and drawing skills. In my workshop students are given low pressure writing and drawing exercises that engage creativity and help them seek out a story they wish to tell. The approach is encouraging and fun and there is no wrong answer! At the end of the workshop the students will go home with their own mini comic which is suitable for photocopying and distributing to their classmates.

* This workshop provides an opportunity for discussion about belonging in Quebec.

Materials: printer paper, pencils, colored markers. Access to a photocopier is a bonus, but not necessary.



paperdogpress@gmail.com



(514) 814-3669



Cycle 2, 3

WHAT IS FREEDOM TO ME? with Rachel McCrum

A poetry workshop that asks students to think about what freedom means to them: how they imagine it, how they find it, and how they express it. What are the tricky questions to ask of freedom, for ourselves and for everyone else? And what does poetry have to do with it all? Our ideas of what it means to be free have shifted over a time of pandemic lockdowns. This workshop seeks to help pupils explore and express the freedoms they most value, and is adaptable for either written or spoken word.

Materials: Pen and paper.



racheljmccrum@gmail.com



Cycle 2, 3





FROM FAIRY TALES TO HOW? AND WHY? . . .

STORY CREATION *with Patti Warnock (Regional Artist: ETSB)*

Inspired by the age-old Art of Storytelling, students will learn to create their own original stories; be it Fantasy, Fractured Fairy Tales, or the How and Whys of how nature came to be. The students' ideas and words will be transformed into simple pictograms following which, using storytelling techniques (including improvisation and gesture), students will learn to lift the characters off the page and bring them to life in a live oral presentation. As playful exercises build students' self-awareness and confidence in their communication skills, the various components of the activities highlight individual strengths and talents.

Cycle 2, 3

Materials: Paper and pencil. (Recording device optional.)

✉ patti.warnock@gmail.com ☎ (514) 433-3647



STARTING YOUR STORY *with Catherine Austen*

Students will begin a short story by creating a setting, introducing a character, and then writing an opening scene. Mini lessons on setting and character development guide the writing exercises. Sharing of student work is encouraged.

Materials: Pencil and paper.

✉ c_a_austen@hotmail.com

Cycle 2, 3



THE ART OF COLOURING WITH WORDS | SPOKEN WORD

with Svens Telemaque

We all know what is in the gap between who we are and the best version of ourselves. As we explore the power of Spoken Word, this series will intricately connect a classroom as we explore different writing prompts and devices that elicit our creativity, challenge our views on how we value ourselves, and rebuild sound self-esteem. We can end our session with performances or record our poems and have a listening party celebrating our completed pieces.

Cycle 3

* This workshop provides an opportunity for discussion about belonging in Quebec in the general sense and as a member of the BIPOC and/or LGBTQ2S+ community.

Materials: Pencil, paper, recording device.

✉ booksvens@svenstelemaque.com ☎ (514) 713-2780



MODELING MEMORY *with Liana Cusmano*

Participants will build on memory and recollection to write vivid pieces. Discussions of experiences that have marked us will be followed by writing prompts that will help participants craft a finished piece. If you wanted to bring your reader with you on this journey, which of the five senses would you lean on? Which similes, metaphors, or images most clearly express how you felt? Participants will also be encouraged to play with form, structure, and punctuation as they write pieces that will reflect who they are and the experiences they have lived.

* This workshop provides an opportunity for discussion about belonging in Quebec in the general sense and as a member of the LGBTQ2S+ community.

Materials: Pencil and paper.

✉ liana.cusmano1995@gmail.com



Cycle 3

ZINE & COMIC BOOK WORKSHOP (SERIES OF 4 CLASSES)

with G. Scott Macleod

Students begin by viewing my short documentary film *After the war with Hannelore* and/or *The Water of Life* animated series. In class 1, I present myself and a short PowerPoint explaining my filmmaking, interview, drawing, and storytelling process. In classes 2 and 3, I offer "how-to" workshops with drawing materials such as watercolour pencils, graphite, ink pens, zine and comic book templates, and tracing techniques. Students are paired with seniors or family to capture their life histories in a zine or comic book. Class 4 is a presentation of their final work. I encourage a no mistakes approach & having fun.

* This workshop provides an opportunity for discussion about belonging in Quebec.

Surfaces: Comic book templates. Body templates. White paper (8 1/2" X 11") to fold and make their own zines. Coloured paper (optional). Graphite pencils: H2, H1, H, HB, B, 1B, 2B. Watercolour pencils. Watercolour or gouache Pencil sharpener. Paintbrushes and jars for water. Markers. Eraser. Charcoal and carbon paper. Tape. Glue stick. Scissors. Stapler. Ruler.

✉ g.scott.macleod@gmail.com ☎ (514) 487-8766



Cycle 3






COMIC CREATION AND COLLABORATION *with Jay d'Ici*

Students will make an 8-page comic to share with their families & friends, either on their own, or in a group, following a step-by-step process from story generation to finished comic. Each stage of creating the comic has its own session, so each part of comic creation has its own opportunity to be learned and discovered. If the project is done in a group, it gives students a chance to learn how to collaborate and work as a group on a creative project, as the team will be rotating duties, and team members will be helping each other to improve their work as a whole.

Cycle 2, 3

Materials: 5 pieces of computer paper and a pencil.

 jaydici@gmail.com

 (514) 834-2675

QEP COMPETENCIES

VISUAL ARTS

- To appreciate works of art, traditional artistic objects, media images, personal productions and those of classmates

MUSIC

- To invent vocal or instrumental pieces
- To appreciate musical works, personal productions and those of classmate

ENGLISH LANGUAGE ARTS

- To read and listen to literary, popular and information-based texts
- To write self-expressive, narrative and information-based texts
- To represent [their] literacy in different media
- To use language to communicate and learn



WORKSHOP CATEGORY

MUSIC & SOUND

BRAZILIAN CARNAVAL ARTS with Luciano Porto (Regional Artist: WQSB)

The journey to the exciting world of Brazilian Carnival begins. Drums, movement and colourful costumes collide to create a mobile celebration of freedom and self-expression. In this series of five workshops, participants explore dances, costume design, drumming ensemble arrangements and parading skills, culminating in a mini carnival show that could be proudly featured at any school assembly!

* This workshop provides an opportunity for discussion about belonging in Quebec in the general sense and as a member of the BIPOC community.

Materials: Paper, fabric, glue and painting supplies. Instruments provided by the artist.

✉ yana.k.m@masconline.ca

☎ (514) 809-4558



K, Cycle 1, 2, 3

EAR CANDY! VOCAL AND SOUND EXPLORATION WORKSHOP

with Derek McKinley (Regional Artist: WQSB)

Derek McKinley uses his voice, guitars, synths and a variety of drums and percussion instruments to show students how they can become a 'rockstar listener'! Being able to listen extremely well is the key to a special musical performance and thus it is important to develop a keen sense of our hearing abilities. Derek uses mindfulness meditation and breathing techniques in the workshop. There is a focus on how the physical body relates to different vibrations of sounds which create an enormous range of feelings and sensations. Students are asked to pay attention to their bodies as they listen and perform different sounds. They are given the opportunity to choose a 'fave sound' which can be recalled and used in their everyday lives as a tool to tackle anxious feelings. The workshop culminates with a sound meditation in which the children contribute their own 'personal sounds' created via the tools/techniques provided and learned in the workshop - examples include: beat-boxing, singing/humming, throat gurgles, etc.

* Other than Arts, the workshop incorporates elements of STEAM.

Materials: Pencil and paper.

✉ singsongpartytime@gmail.com

☎ (613) 404-8602



K, Cycle 1, 2, 3





BUCKET DRUMMING, BODY AND ALTERNATIVE PERCUSSION

with Taia Goedert

Students will learn how to make music using buckets, everyday objects and also the body itself as a musical instrument. Beats, musical arrangements, musical games, creation and improvisation are all part of this workshop. The aim of the workshop is to work on musical aspects such as rhythm, pulse, conscious musical listening, musical creation and group practice. All this will be presented to students in an active way, in a fun and relaxed environment. The rhythms and music used during the workshop can be predefined in partnership with the school.

K, Cycle 1, 2, 3

Materials: Enough space to be able to move. All materials provided by the artist.

 taiagoedert@gmail.com



RAISE THE ROOF: INTRODUCTION TO CELTIC MUSIC

with Roy MacLaren (Regional Artist: ETSB)

These interactive workshops expose students to traditional Celtic and Quebec dance music. Students experience the joy of acoustic music by singing, dancing and interacting with the music. They also learn about the instruments of the Celtic music world: bagpipes, wooden flute, tenor banjo, tin whistles, etc.

* Other than Arts, the workshop incorporates elements of STEAM

K, Cycle 1, 2, 3 **Materials:** Ears, feet, heart, etc.

 roymaclaren31@hotmail.com



BODY BEATS *with Jeunesses Musicales Canada*

The whole body is a musical instrument! In the constant pleasure of moving, discover the rich universe of body percussion and the different musical styles that are related to it. Explore flamenco and beatbox, and learn about Gumboot with energy and good humour!

* Other than Arts, the workshop incorporates elements of STEAM.

Materials: Internet access, a screen.

 youngaudiences@jmcanada.ca

K, Cycle 1, 2, 3



MUSIC AND THE PLANET: CELEBRATE OUR PLANET AND ENVIRONMENTAL STEWARDSHIP THROUGH SONG *with Alison Notkin*

Songwriter and musicologist Alison Notkin teaches students about the wonders of nature and natural processes, how to be a Zero Waste Hero, and how to express positive and rallying messages about the environment through song.

* Other than Arts, the workshop incorporates elements of STEAM.

Materials: Pencil and paper.

 musicbytheseason@gmail.com



K, Cycle 1, 2, 3

BODY MUSIC: BODY PERCUSSION, BEATBOXING, AND VOICE

with Geremia Lorenzo Lodi

Body Music is making sound with what is immediately available to every person: one's voice and body, creating rhythms, beats, and melodies. The activities proceed in an uninterrupted flow that captures participants' attention by alternating progressive levels of engagement, inviting them to imitate and explore (call & response, circle singing), experiment (variations), and eventually improvise and create (soloing and being protagonist). The blend of body percussion, beatboxing, and singing allows each student multiple and complementary entries into the world of rhythm and music, making it particularly accessible for all participants. The workshop develops coordination and synchronization, focus, cooperation and reciprocity. Non-verbal communication is favoured as the means of interaction.

Materials: Speakers or amplifier. If possible (but not indispensable), a smart-board or projector and a mic stand.

 geremia.lorenzo@gmail.com  (514) 627-8875



K, Cycle 1, 2, 3


MUSIC IN OUR LIVES *with Alireza Tarviji (Regional Artist: WQSB)*

What does music do in our lives, and how important is it? My approach is to give students a deeper understanding of music, and how it became the way it is in the present day. We will examine the reasons behind its evolution, and our impact on its adaptation over time. Participants will explore these concepts through interactive activities, such as, beats, rhythmic clapping, choir singing, improvisation, composition, drawing, listening/watching various performances, etc.

* Other than Arts, the workshop incorporates elements of STEAM.

Materials: pencil, paper, smartboard or similar.

 alirezatarvijii@gmail.com  (819) 755-7295



Cycle 1, 2, 3





WEST AFRICAN DRUMMING *with Fana Soro (Regional Artist: WQSB)*

Fana Soro introduces participants to traditional rhythms and songs of the djembé, West Africa's most popular drum. Participants will gain a basic understanding of the drumming connected to the dances and songs of the Senoufo culture.

* This workshop provides an opportunity for discussion about belonging in Quebec in the general sense and as a member of the BIPOC community.

Cycle 1, 2, 3 **Materials:** For online workshops, schools must provide percussion instruments.

✉ yana.k.m@masconline.ca

☎ (514) 809-4558



TAKING IT OUTSIDE: MUSIC & ART INSPIRED BY NATURE

with Louise Campbell

Whether your school is in an urban, rural, or remote area, the natural environment is full of inspiration for student creativity and learning. Artist Louise Campbell leads students in exploring and connecting with their natural surroundings through outdoor sound walks on their school grounds, sensory experiences of nature through sound, visual arts and storytelling, and creation of a radio drama based on their experiences of nature using voices, bodies and found objects. Depending on student interest and curriculum requirements, the final project can take the form of an improvised soundscape, a perform-able radio drama, or a recorded podcast.

Cycle 1, 2, 3

Participating schools are invited to organize an in-person or virtual field trip to Louise's outdoor installation *Sources* in May 2023, an album project inspired by the St. Lawrence Seaway. This project is offered in partnership with *Innovations en concert*.

Materials: Washable markers, white coffee filters, water spray bottles, audio recording device like a smartphone (optional).

✉ mlouisecampbell@gmail.com

☎ (514) 842-0673



HISTORY OF THE BLUES AND GROUP SONGWRITING *with Rob Lutes*

Award-winning recording artist Rob Lutes leads classes on an engaging journey through blues history, from its origins in slavery, work songs and spirituals, through its flowering after the Civil War, and including a dynamic group songwriting activity.

“Rob is an excellent presenter, and had the students motivated and engaged every step of the way. From a curricular standpoint, his workshops were fantastic as they developed music appreciation by guiding the students through the history of Blues music and slavery. Rob covered the material in an age-appropriate way that inspired critical thought.”

– Quebec Elementary School Teacher

* This workshop provides an opportunity for discussion about belonging in Quebec in the general sense and as a member of the BIPOC community.

Materials: Blackboard or whiteboard for songwriting activity, and, if possible, a smartboard for displaying images.

 thebravestbirds@gmail.com



Cycle 2, 3

EXPLODE THE MOMENT! AUDIO STORYTELLING AND SOUND ART

with Guillaume Jabbour (Regional Artist: SWLSB)

Students learn about the craft of storytelling using song lyrics and poetry as the medium. Award-winning songwriter and sound artist Guillaume Jabbour guides students in understanding how an ordinary moment can be exploded into a work of art using accessible writing exercises and literary aspects such as, voice, metaphor, simile, and personification. Once the pieces of writing have been drafted, edited, revised, and finalized, students record themselves performing their pieces using a digital voice recorder and experience the editing and mixing process. Each piece can be further enhanced with sounds recorded by students. The final audio pieces are featured online and made shareable.





Cycle 3

* Other than Arts, the workshop incorporates elements of STEAM.

* This workshop provides an opportunity for discussion about belonging in Quebec.

Materials: Paper, pencil, voice recorder app on smartphone or similar, digital voice recorders (provided by Guillaume).

 info@guillaumejabbour.com  (438) 501-7266





SONGS AND STORIES, THEN AND NOW *with Patrick Hutchinson*

Various composed and traditional songs will be presented and analyzed in light of their origins and context, and how they reflect the history and society that produced them. How do older songs/stories affect us now, and what are modern equivalents? What will future generations know about us, based on the songs and stories we share? Students will be encouraged to discuss the material and share their perspectives. From this, they will work on creating a song, either individually or in collaboration, and Patrick will be available to consult and assist, both with words and music.

Cycle 3

Materials: Pencil, paper, access to an audio recording device (e.g. smartphone).

 hutchinson.patrick@gmail.com

QEP COMPETENCIES

MUSIC

- To invent vocal or instrumental pieces
- To interpret musical pieces
- To appreciate musical works, personal productions and those of classmates

ENGLISH LANGUAGE ARTS

- To read and listen to literary, popular and information-based texts
- To write self-expressive, narrative and information-based texts
- To represent [their] literacy in different media
- To use language to communicate and learn



WORKSHOP CATEGORY THEATRE

INTERDISCIPLINARY COLLABORATIVE EXPLORATIONS

with Adalia Pemberton-Smith

An opportunity to explore how the different art forms feed into and inspire each other. Beginning with theatre improvisation warm-ups the group will move into an art train where one student draws a picture, the next dances what they see, the next makes music to the dance and so on, simultaneously. We will then come together and discuss what is shared between art forms as well as effective ways to collaborate on projects that have many artistic elements. If there is time we will break into groups, each in charge of one element of an improvised creative project. We make decisions in our groups and then come together to share an interdisciplinary, improvised performance.

Materials: Large papers, pastels or markers, musical instruments, comfortable clothes for movement.

✉ adaliaclaire@gmail.com ☎ (514) 894-3859



K, Cycle 1, 2, 3

THEATRE PERFORMANCE/WORKSHOPS *with Geordie Theatre*

When choosing Geordie Theatre for your ArtistsInspire grant, the grant goes toward:

- One full performance of our annual 2Play Tour for your whole school (up to 300 students)
- Theatre workshops led by Geordie Theatre School for up to four different classrooms with two 1hr workshops each, for a total of eight workshops at the school.

These workshops can use themes from the play to explore drama techniques, games, or crafts! The workshops can tie in directly with themes from the show, or we can do something else at the teacher's request. One set of workshops will take place up to 2 weeks before the performance, and the rest will occur once the performance is finished.

Materials: No specific materials required.

✉ info@geordie.ca



K, Cycle 1, 2, 3





FOLLOW THE BIRD: A STUDENT CREATED PUPPET SHOW

with Daniel Hickie

Students will learn to make two different kinds of hand puppets: a mysterious bird that knows about a place no-one else gets to visit, and a person who is invited to follow that bird. Students will create their puppets from easily accessible materials, learn to bring those puppets to life and, in small groups, create puppet performances using these characters.

K, Cycle 1, 2, 3 * Other than Arts, the workshop incorporates elements of STEAM.

Materials: Scissors, cardboard (preferable from a cereal box), markers, glue, tape, construction paper.

 danielhickie92@gmail.com



PAPER PEOPLE PUPPETS *with Maggie Winston*

Students will understand the basics of puppet manipulation through playing with paper as a material that moves. We create quickly made human figures using just crushed paper and tape. Drawing from the traditional Bunraku Theatre of Japan, students work closely in teams of 3 to manipulate each part of the puppet. As the team moves and breathes together, the puppet comes to life!

Cycle 2, 3 Room specifications: A free space for the exploration of movement. Tables for playing areas.

* Other than Arts, the workshop incorporates elements of STEAM.

Materials: Long roll paper, adhesive tape.

 puppetmaggie@gmail.com  (443) 640-8026



BLACK CULTURE & STORIES *with Black Theatre Workshop*

Black Theatre Workshop offers workshops based on themes such as social justice, individual empowerment, inclusivity and systemic racism. Our artists will engage students with performing arts activities that will increase their awareness and understanding of these issues.

* This workshop provides an opportunity for discussion about belonging in Quebec in the general sense and as a member of the BIPOC community.

Cycle 3

Materials: Pencil and paper.

 schools@theatrebtw.ca



DESIGNING SPACE FOR STORYTELLING *with Holly Hilts*

Students will read an excerpt/scene from a play (can be a play related to class or even a chapter from a novel) and together we will pull out themes, colours, feelings, and key words from the text to direct our use of space. By the end of the workshop, students will have planned out and executed a mini version of the stage they designed. This workshop is flexible in that participants can design just the stage and create a maquette, or they can design all parts of the physical world of the story (set, costume, props) to create a design folder.

- * This workshop provides an opportunity for discussion about belonging in Quebec in the general sense and as a member of the BIPOC and LGBTQ2S+ communities.
- * Other than Arts, the workshop incorporates elements of STEAM.

Materials: Source text (novel, play, etc.), pencils, large paper, scale-rulers, pencil crayons, paint, (optional: foamcore, blades, glue, stapler).

 holly.a.hilts@gmail.com



Cycle 3

REP COMPETENCIES

VISUAL ARTS

- To produce media works in the visual arts
- To appreciate works of art, traditional artistic objects, media images, personal productions and those of classmates

ENGLISH LANGUAGE ARTS

- To represent [their] literacy in different media
- To use language to communicate and learn

DRAMA

- To invent dramatic scenes
- To interpret dramatic scenes
- To appreciate dramatic works, personal productions and those of classmates



WORKSHOP CATEGORY VISUAL ARTS

WONDER FOR NATURE

with *Rebecca Soulis Nature Nerding (Regional Artist: ETSB)*

This workshop takes place outdoors and uses art to cultivate curiosity and appreciation for nature using themes such as conservation, the seasons, the senses and belonging. Students explore a place in their schoolyard or a nearby wild space and share their observations about their chosen natural spot using prompts such as "I notice, I wonder and it reminds me of." Natural designs will be created using painter's tape on recycled cardboard and pastels to add depth and colour to their creation. The painter's tape will be removed revealing the finished piece.

* Other than Arts, the workshop incorporates elements of STEAM.

Materials: Recycled cardboard, scissors, painters tape, oil and chalk pastels.

✉ rebeccasoulis@gmail.com ☎ (450) 204-6847



K, Cycle 1, 2, 3

PLAY WITH CLAY: LEARNING WHILE EXPLORING WITH CERAMICS

with *Teresa Dorey*

Students will use art as a modality for education with an emphasis on clay. This project aims to enhance mindfulness and enjoy the experience of creating while learning new skills related to ceramics and science. Students will create objects with clay while learning about the science behind ceramics. For instance, how clay bodies are made from the earth, how knowledge of physics informs how to build sculptures and how chemistry is needed for glazes, which is the equivalent of painting to ceramics. Each workshop will be unique based on students' needs, facilities and levels.

* Other than Arts, the workshop incorporates elements of STEAM.

Materials: Artist can provide supplies. ✉ teresa.e.dorey@gmail.com ☎ (514) 813-3345



K, Cycle 1, 2, 3

FREE FLOW BUTTERFLIES

with *Claudia Salguero (Regional Artist: WQSB)*

Participants will learn how to create a unique and colourful fluid drawing of a butterfly using colouring pencils. Students will learn to blend and combine colours while talking about colour theory and the meaning of colour. Although they will be guided through the process with the same instructions, each art creation will be as unique as every student.

* Other than Arts, the workshop incorporates elements of STEAM.

* This workshop provides an opportunity for discussion about belonging in Quebec.

Materials: One 12x12 in. white 96Lb paper, pencil, eraser, sharpener, set of min. 12 colouring pencils.

✉ claudia.salguero.art@gmail.com



K, Cycle 1, 2, 3



PRACTICING RESILIENCE WITH NATURE AS OUR GUIDE

with *Patrycja Maksalon (Regional Artist: WQSB)*

This is a collaborative art experience that explores resilience. Students are invited on a journey to look at the things in our lives and in the world around us that inspire strength, hope, and courage. The project explores ecological systems including plant and animal life cycles, watersheds, and the elements (earth, water, air). Geography, history, science, as well as poetry are all infused into the process. The goal is to deepen connection and offer a space for reflection, self-expression, and engagement that is rooted in possibility. Students and staff are all encouraged to participate.

* Other than Arts, the workshop incorporates elements of STEAM.

Materials: Colour pencils, black print paper, white paper, yellow paper, scissors, earth/soil, sunflower seeds, maps of watersheds in Quebec (and across Canada).

 pmaksalon@gmail.com

UPCYCLE THAT PAPER! AN INTRODUCTION TO MAKING JUNK JOURNALS

with *Carol-Ann Hoyte*

Junk journals are made from an assortment of new and recycled types of papers. Participants will learn how to make a cover for a junk journal, create pages for it, and embellish these pages. These useful and attractive books are a great papercraft, as they use multiple materials found around school or home. These creations can be used for journaling and other types of writing, drawing, storing keepsakes, and more! Junk journal-making is an affordable craft that allows students to be creative while also being a friend to the environment.

* Other than Arts, the workshop incorporates elements of STEAM.

Materials: Food cardboard box, recycled assorted papers, elastic string, white glue, scissors, pencil, ruler, masking tape, double-sided tape, embellishments (i.e. stickers, used stamps, playing cards, greeting cards, used postcards, photos, magazine pages, etc.).

 carol_ann_hoyte@hotmail.com



K, Cycle 1, 2, 3



K, Cycle 1, 2, 3



WHAT MAKES ME, ME? METAL EMBOSSING *with Deirdre Potash*

Heraldry is the science and art of describing coats-of-arms, which were originally used in the Middle Ages to distinguish participants in battle. Using symbols to describe themselves, students will create an embossed metal coloured personal crest.

* This workshop provides an opportunity for discussion about belonging in Quebec.

Materials: Paper, pencil, metal sheet, permanent markers.

K, Cycle 1, 2, 3



deirdre@artwill.ca



M'OUTTA HERE *with Anne Lewis*

We're off on a metaphorical journey!—We'll create our passports, tickets, maps, packing lists, decorated suitcases, souvenirs and safety talismans, trip journals—whatever participants want.

Can be done individually or in small groups, encouraging reciprocal learning in a collaborative process. After the restrictions of COVID-19, a chance for school-sanctioned exploration and escape!

K, Cycle 1, 2, 3

Anne Lewis has extensive experience working with at-risk students, youth with fragile and variable attention and behaviour challenges. M'Outta Here is based on her workshop at the Montreal Museum of Fine Arts.

Materials: Paper, cardstock, pencils, crayons, notebooks, any size recycled cardboard suitcase (if possible but not mandatory), collage items and glue, found objects from home as needed for the safety talisman.



info@mecoaching.me



COLLECTIVE MURAL *with Emily Read*

Turn those blank school walls into something beautiful and meaningful! This is an inclusive experience where everyone contributes to create a collective mural. The inspiration comes from the students, I unify their ideas into a composition and then guide them to create the mural. All ages, skill levels and abilities can take part. The artwork is a permanent display that students will be proud of. It can also spread messages of hope, community, values, etc. This is not just limited to walls - I have done projects where students paint on shipping containers, tables, chairs and bulletin boards. Let's transform your school together!.

K, Cycle 1, 2, 3

Materials: Paint (all other supplies provided by artist).



Emilyreadartist@gmail.com



(514) 677-9773



BIO-ART PROJECTS *with Angela Marsh (Regional Artist: CQSB)*

This interdisciplinary hybrid art-science project engages students in art projects centred around biodiversity in our local environments. Possible projects include creating a collective wild plant herbarium drawn on recuperated cardboard, planting a biodiversity garden at your school, working with clay to create wild seed bombs, and creating sculptural installations out of recuperated materials. Artistic techniques explored include observation drawing (inspired by botanical drawing), clay hand-building techniques, sculpture creation through recuperated assemblages, and embroidery and sewing.

* Other than Arts, the workshop incorporates elements of STEAM.

Materials: Students will be engaged in recuperating materials for the project. The artist will supply the other materials required (clay, plant seeds, prepared cardboard for drawing, pencil and conté crayons, needles and thread).

 angela.marsh@videotron.ca




K, Cycle 1, 2, 3

PAPER BAG LANTERNS *with Iris Kiewiet (Regional Artist: WQSB)*

The students will look at filling a volume with textures, patterning with pressure, grading, hatching, etc. The landscape is drawn on tracing paper with these techniques. The various colours will brighten the lantern as the light comes through. Canadian animals like bear, deer, fox, owl are sketched with general circles and shapes for the body and head. By observing various animal pictures, students look at characteristics. These drawings are cut out and glued to the landscape. The last stage is assembling all elements into a lantern. These can be used against a window or with a battery light.

Materials: Colouring pencils, scissors, glue stick. Paper bags and tracing paper are provided.

 studio@iriskiewiet.ca



K, Cycle 1, 2, 3



THE POP-UP LAB *with Kate Battle*

Make paper come alive! With basic materials and a few simple techniques students transform a sheet of paper into a 3D creation: a spaceship, a castle, a ladybug, a heart, a dinosaur, whatever you like. Pop-ups can easily be linked to a theme you are exploring in class: social issues, a biography, an animal, a period in history, a special day. Glue a few pop-ups together, add some text, and you have a little pop-up book! The level of difficulty is adapted for each grade level and each pop-up structure is explained through a short participatory story.

K, Cycle 1, 2, 3

* Other than Arts, the workshop incorporates elements of STEAM.

* This workshop provides an opportunity for discussion about belonging in Quebec in the general sense and as a member of the LGBTQ2S+ community.

Materials: Markers or colouring pencils, glue stick, scissors. Papers are supplied by me.



katebattle@icloud.com



(514) 270-8833



INDIGENOUS ARTS & CRAFTS *with Prévile Fine Arts Centre*

Students will be guided in interactive Indigenous arts & crafts workshops while learning about the cultural significance behind the art form. Choose the craft you'd like your students to delve into: 1) Corn Husk Dolls, 2) Dream Catchers, 3) Clay and Modeling, 4) Drum Making, 5) Sketching and Painting, 6) Beadweaving, 7) Other Traditional Crafts, including working with materials, such as, sweetgrass, birch bark, red willow, etc. Workshop choices are subject to artist availability and school scheduling.

Cycle 1, 2, 3

* Other than Arts, the workshop incorporates elements of STEAM.

* This workshop provides an opportunity for discussion about belonging in Quebec in the general sense and as a member of the BIPOC community.

Materials: All materials are provided by Prévile and may include individual kits or shareable class materials.



previlleinschools@centreprévile.org



(514) 476-7626 (Heather Schnarr, Outreach Director)





PAINTED & COLLAGED STILL LIFE *with Lisa Glickman*

In this workshop, students will be given a brief overview of the history of still life painting, and a comparison of how it relates to Instagram postings of food, for example. They will be introduced to modern day still life painters. Students will create hand-painted and textured papers during the first session - we pool all the papers so everyone shares. They will observe and draw a still life, while learning some drawing concepts such as the use of positive and negative space. Finally, students will paint their drawing with an underpainting, and then collage various kinds of paper including their hand-painted papers onto chosen parts of their paintings.

* Other than Arts, the workshop incorporates elements of STEAM.

Materials: Pencil, paper, still life items (provided by teaching artist), oil pastels, heavy paper, acrylics, tissue paper, collage papers of different kinds, varnish, brushes, scissors.

✉ glicksart@gmail.com ☎ (514) 688-8634



Cycle 1, 2, 3

DRAWINGS FOR THE EARTH *with Jessica Houston*

What do we want to tell the earth, the plants, the trees, the animals? If you ever wished you could speak to the elements or share your appreciation for our beautiful planet, this workshop will open up drawing as a way to convey your message. This workshop explores the use of drawing to create, communicate, and appreciate. Artist Jessica Houston leads students through different drawing exercises exploring the principles of line quality, value, and mark making to make drawings for the earth. Final outcomes can take the form of a set of drawings that are placed in a time capsule to be buried in the earth and opened in the future, a series of digital drawings that are featured online, or a class collaboration that is made into a book.

* Other than Arts, the workshop incorporates elements of STEAM.

Materials: Paper, pencil, eraser. Optional: container for time capsule.

✉ jessicahoustonstudio@gmail.com



K, Cycle 1, 2, 3



SEED BALL KIT: CREATE WITH A PURPOSE *with Elaine Lassonde*

Also known as seed bombs, this technique was used in ancient Egypt to repair farmland after annual spring flooding. First Nations Iroquois also used similar natural gardening techniques in cultivating the three-sisters' traditional crops (corn, beans, squash). Make every day Earth Day with the stamp flower seed ball kit. Find a spot that needs some beauty and toss in some seeds. Rain will wash away the clay, the soil will help the seeds sprout, and the world will be a bit more beautiful.

* Other than Arts, the workshop incorporates elements of STEAM.

Materials: 500 g of clay, potting soil, seeds (wildflowers, morning glory seeds, sunflower seeds), wooden roller, cutter circle, tools (popsicle, stick, stamp and/or recycle object use for decoration), 5 origami sheets to create your own packaging to give to a friend or family, parchment paper or placemat.

✉ creationcoeurart@gmail.com

☎ (438) 390-3040



K, Cycle 1, 2, 3

EMOTION WEATHER MAP *with Tamsin Horsefall*

This workshop begins with an exploration of words that describe weather and associated feelings and emotions (i.e. rain/sadness/growth or wind/excitement/fear). The words will be written over a colour wash background while exploring shading and font size as pattern. Traditional weather maps will be looked at as inspiration for the collage composition. The words will be cut and pasted onto a large surface along with stenciled directional arrows, clouds, shrubbery, and general map imagery. Students will be taught watercolour blending, composition building, ink wash technique, and pattern creation using marker line. While exploring formal art elements, students will also explore developing an overall theme for their maps.

* Other than Arts, the workshop incorporates elements of STEAM.

Materials: Watercolours, large watercolour paper pad, scissors, cardstock for stencils, India ink, sharpies, metallic markers, pencils, craft glue, varnish (optional).

✉ atelierartworkesinc@gmail.com



Cycle 1, 2, 3



REFLECTIONS H₂O: DRAWING WORKSHOP

with Emily Rose Michaud (Regional Artist: WQSB)

Have you ever looked at a water molecule under a microscope? It has six sides, just like a snowflake. In this workshop you will: i) explore the hexagonal pattern in nature; ii) reflect on our relationship to water and the ways we are all connected; iii) learn more about how water molecules can change shape when exposed to information such as music or words. You will design your own individual hexagons with a word of your choosing as inspiration. Once complete, the project can culminate in a mural installation of hexagons, assembled as a beehive mosaic and collective art installation.

* Other than Arts, the workshop incorporates elements of STEAM.

Materials: Each participant needs 1 x loose-leaf paper (for folding), 1 x cardstock paper (for drawing), ruler, pencil, eraser, sharpener, colouring pencils.

✉ emily@emilyroseMichaud.com ☎ (819) 918-0229

PEACE, LOVE & HOPE (BATIK WORKSHOP) with Avy Loftus

Through fabric art inspired by batik technique, students engage in a series of activities based on the expression of compassion and kindness. The students make a drawing on a sheet of paper, representing the idea they have relating to the themes of Peace, Love, and Hope (to encourage creativity, symbols and letters are not allowed). Then they transfer their drawing onto fabric and apply liquid wax (older students) or flour (younger students) to block their designs for the colouring process. Students use the batik process to apply a variety of colours to their creations.

Materials: Pencil, paper, fabric, batik colours, flour/wax.

✉ paixpeaceproject@gmail.com ☎ (514) 282-9111

EXPRESSION THROUGH SUGAR with Shelley Miller

In this unique workshop participants will learn how to use piped icing as an art medium, drawing colourful and expressive lines of sugar. As part of the workshop, participants will gain a better understanding of how everyday materials carry meaning and symbolism as well as learning about different ephemeral art practices. Artistic techniques explored include colour blending, texture, linework and composition. Students will make individual pieces (possibly a piped mandala design or sugar graffiti tags). It is also possible to combine individual artworks into a composite group artwork.

Materials: Cardboard, plastic wrap, masking tape, paper. The Artist will provide already mixed icing, piping bags, confectionery tips and food grade colouring.

✉ shellemillerartist@gmail.com ☎ (438) 886-7435



Cycle 1, 2, 3



Cycle 1, 2, 3



Cycle 2, 3



Cycle 2, 3

CALL AND ECHO *with Anna Jane McIntyre and Venus Lukic*

This workshop explores creativity through playful call and echo “conversation” art creations and collage collaborations. Guided by established artists’ approaches to creative collaborations, students will work together using one another’s artwork as starting points. They will add to, subtract from, or completely reconfigure one another’s works to create new works of art. The result of the workshop series will be a portfolio of playful creations by students working collaboratively together.

Materials: Pencil and paper; any drawing, painting and/or 3D crafting materials (optional: use what you have available); device to photograph creations and access to upload digital images (if online).

✉ annajmcintyre@gmail.com or venuslukic@gmail.com



Cycle 2, 3

DÍA DE MUERTOS: “CALAQUITAS - LITTLE SKELETONS MADE OF CLAY” *with PAAL*

This workshop is designed to explore the Mexican tradition of the Day of the Dead, a ritual meant to honour our ancestors with joy, to celebrate our loved ones who have passed away. It has been declared an “Intangible Cultural Heritage of Humanity” by the Unesco. An explanation of this tradition will be given, along with the meaning of the historical and decorative elements of the traditional altar. The participants will create a model of the Altar of the Dead. We provide a teaching guide for this workshop.

Materials: Coloured cardboard, clay, paint, glue stick, scissors, sewing thread and metal wire.

✉ direction@paalmtl.org



Cycle 3

RE-FOCUS, RECONNECT, REMEMBER, RENEW, REPEAT *with Valerie Kimpton*

This workshop explores the ability to focus, and our personal agency through a modified version of the Pebble Meditation. Using several art materials and methods, four connected, double-sided cards will be created as a touchstone for students’ continued exploration. We will draw ideas from journals, collage, draw, paint with diverse themes, such as, family, friends, nature, and memory.

*Other than Arts, the workshop incorporates elements of STEAM.

Materials: Colour pencils, paper scissors, paint, collage materials.

✉ ensemble4arts@gmail.com ☎ (514) 220-4379



BOOK SPINE MURAL with Heather Kushum Spiral Art Studio (Reg. Artist: NFSB)

Murals that inspire reading/ literacy! This is the perfect way to bring to life that specific book the class or individual students are reading. A truly excellent timeless way to create buzz for students' enthusiasm to read and install conversation on books they are reading. Students will learn mural painting techniques, design process to execute the mural and use typography and transfer stencils to create a professional piece of artwork they can be proud of. They will be guided step by step to completion. Let's get the brushes out to inspire our young creatives through the books they read.

* Other than Arts, the workshop incorporates elements of STEAM.

Materials: Latex paint, varnish, brushes, rags, book references, bristle board, scissors, erasers, pencils, painters tape.

✉ heatherkushum@gmail.com ☎ (438) 347-2267



Cycle 3

STENCIL PRINTMAKING with Peter Gibson

Workshop participants will design and create their own stencils from which they will produce individual art prints. Various approaches to creating the initial image from which the stencil will be cut will be discussed, including the use of pre-existing images and those drawn or otherwise produced by the participants themselves. Participants will then be instructed on how to differentiate between negative and positive spaces in their images, allowing them to decide which areas should be removed when cutting out their stencils. Finally, participants will be shown techniques to apply paint to paper in conjunction with their stencils in order to achieve various visual results.

Materials: 1 HB pencil, 1 eraser, 1 black marker, 2 sheets of poster board 22 "x 28" (1/16 "thick), 1 exacto knife (or scissors for younger children), 1 exacto knife blade, a sheet of linoleum, vinyl or masonite on which to cut the stencil (approx 60 cm x 60 cm), two 4" foam rollers with roller handles, 2 plastic paint trays (or 1 plastic surface of about 60 cm x 60 cm for rolling paint), 2 different paint colours.

✉ roadsworth@gmail.com



Cycle 3

COLLABORATE TO CREATE with Adele Reeves

We'll be collaborating to create a meaningful gift for the school (painted murals, sculptures, maybe a combo as a mosaic?). Ideally, we'll be able to head outside and connect with nature to find inspiration for or solutions to what the school will enjoy in the years to come. Design phases will include various materials that will lead us towards our final creation.

* Other than Arts, the workshop incorporates elements of STEAM.

Materials: Clay, pencils, paper, paints, brushes. ✉ delreeves@yahoo.com



Cycle 3



COMICS CREATION *with Laurence Dea Dionne*

Students will create an 8-page zine (mini comic) from one piece of paper. They will fill those pages by telling a story using drawings and/or words. In the process, they will learn about good storytelling and clear communication, and discover what it's like to live life as a professional comic artist. For a slightly more advanced experience, students can explore different facets of wellness (physical and mental health, community and relationships, environment, etc), learn some comic-specific visual language that will help them have clear communication, and discover what it's like to have a career as a professional comic artist. Option to publish projects in a printed book.

Cycle 3

Materials: Pencils, paper. Optional: inking pens, colouring pencils or markers, rulers, and scissors.

 laurencedeadionneart@gmail.com

REP COMPETENCIES

VISUAL ARTS

- To produce individual works in the visual arts
- To produce media works in the visual arts
- To appreciate works of art, traditional artistic objects, media images, personal productions and those of classmates

ENGLISH LANGUAGE ARTS

- To read and listen to literary, popular and information-based texts
- To write self-expressive, narrative and information-based texts
- To represent [their] literacy in different media
- To use language to communicate and learn

PHYSICAL EDUCATION AND HEALTH

- To perform movement skills in different physical activity settings

MORAL EDUCATION

- To understand life situations with a view to constructing a moral frame of reference
- To take an enlightened position on situations involving a moral issue
- To engage in moral dialogue





ALL WORKSHOPS

CROSS-CURRICULAR COMPETENCIES

- To use information
- To solve problems
- To exercise critical judgment
- To use creativity
- To adopts effective work methods
- To use information and communications technologies (ICT)
- To construct his/her identity
- To cooperate with others
- To communicate appropriately



LEARN'S "I BELONG" PROJECT

LEARN's "I Belong" project is back! Empower your students to explore their identity and sense of belonging to Quebec society through the arts. This school year's project options include Puppetry and Digital Storytelling, Spoken Word, Comic Zine and Podcast creation. Participating classrooms will be supported by up to 12 ELAN artists. All English language schools are eligible to participate in LEARN's "I Belong!" project at no cost through the use of LEARN or ArtistsInspire grants (or both). Participating teachers gain access to classroom resources developed by LEARN and multiple artist-led workshops to support the engagement of students in the classroom delivered remotely, at a distance or both!

Registration opens in September at ibelong.learnquebec.ca or <https://hosted.learnquebec.ca/belonging/>. Spots are limited!

* This workshop provides an opportunity for discussion about belonging in Quebec in the general sense and as a member of the BIPOC and LGBTQ2S+ communities.

Materials: Materials vary.



Connect · Collaborate · Create · Celebrate



elan
english language
arts network



Funded by the
Government
of Canada

Financé par le
gouvernement
du Canada

Canada 