

# The South Shore or Montérégie-Centre

Towards a Portrait of the English-Speaking Community




By ARC and  
Mary Richardson, consultant-  
anthropologist  
May 2019

# What is the purpose of this portrait?

- To contribute to a more in-depth understanding of the English-speaking community of Montérégie-Centre, in order to:
  - identify key issues for the community
  - determine the interests of the various stakeholders
  - find an idea that will bring people together (engagement)
  - form a working group
  - develop relevant local projects
  - prioritize

# Community development

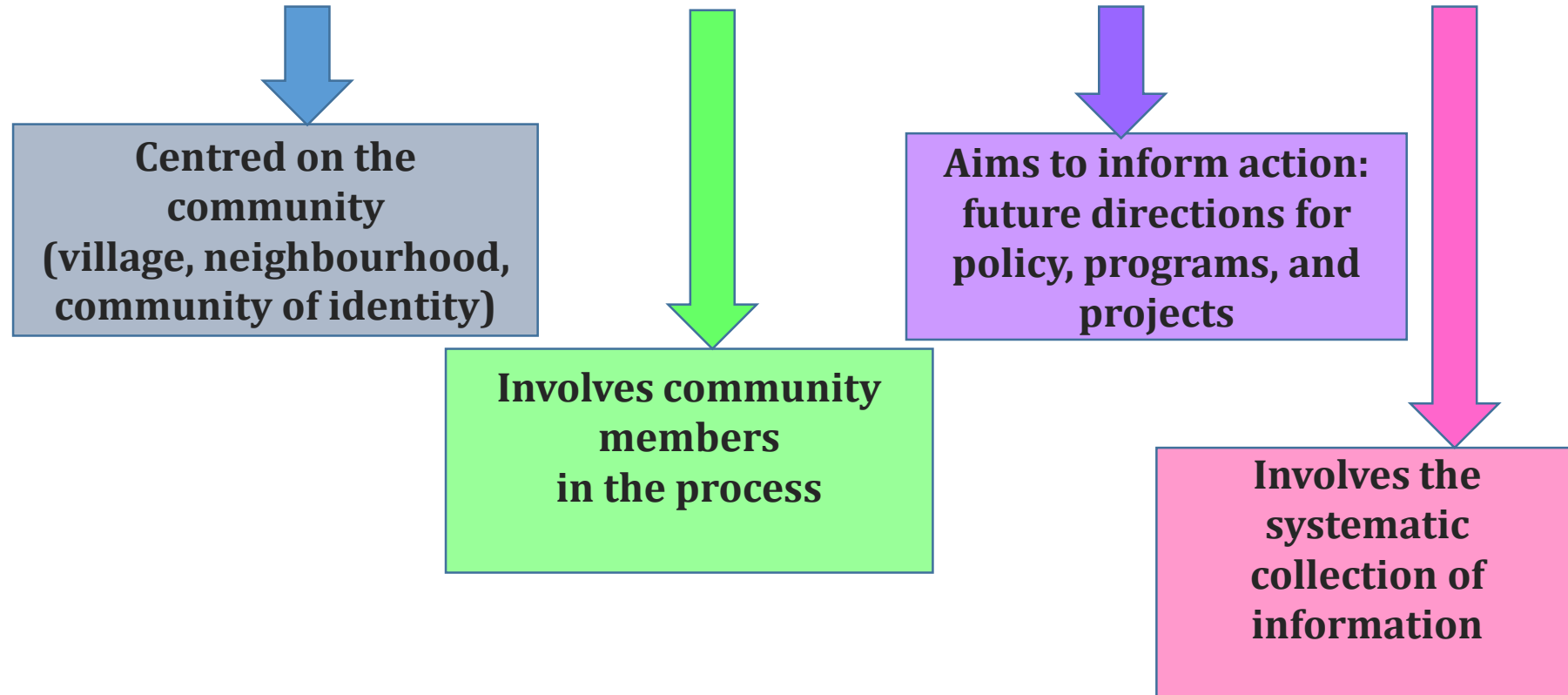
“a voluntary cooperative process of mutual assistance and of building social ties between local residents and institutions, with the goal being to improve physical, social, and economic living conditions.”



Source: Dahlgren and Whitehead, 1991

# The Approach

## Community-based participatory action research



# Premises

- The community is the expert on itself
- Participants develop knowledge, the ability to think critically, and a culture of learning
- Communities develop and identify local solutions
- This approach supports the empowerment of individuals and communities



# What did we do?

- Gather material from past reports and other sources of information
- Compile key statistics from the 2016 census data
- Conduct an on-line survey January-February 2019
- Gather community perspectives: group discussions



1. Where do you live?

Brossard

Longueuil (Vieux-Longueuil)

Longueuil (St-Hubert)

St-Jean-sur-Richelieu

Longueuil (Greenfield Park)

St-Lambert

Other (please specify)

\_\_\_\_\_

2. What do you like most about your English-speaking community on the South Shore?

\_\_\_\_\_

3. What do you like least about your community? In other words, what are the community's main challenges in your view?

\_\_\_\_\_

4. How strong would you say the sense of community is among English speakers on the South Shore?

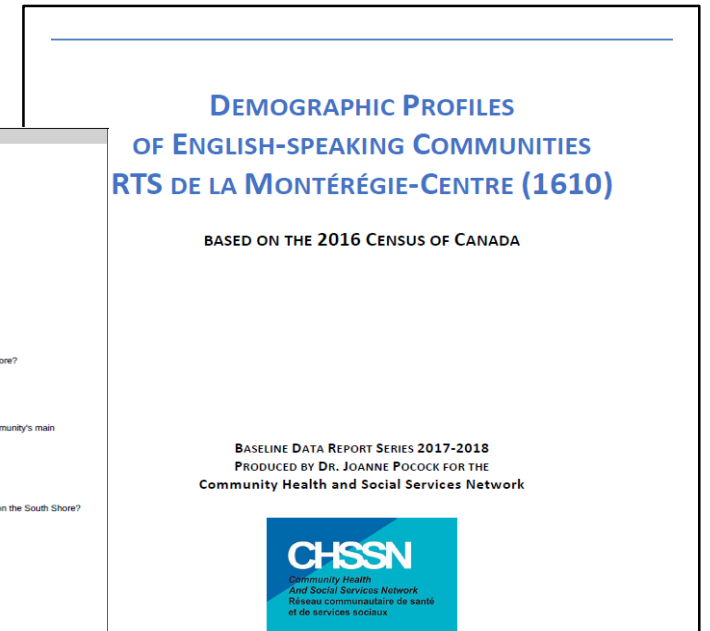
Extremely strong

Quite strong

Moderately strong

Slightly strong

Not at all strong



# So what did we learn?

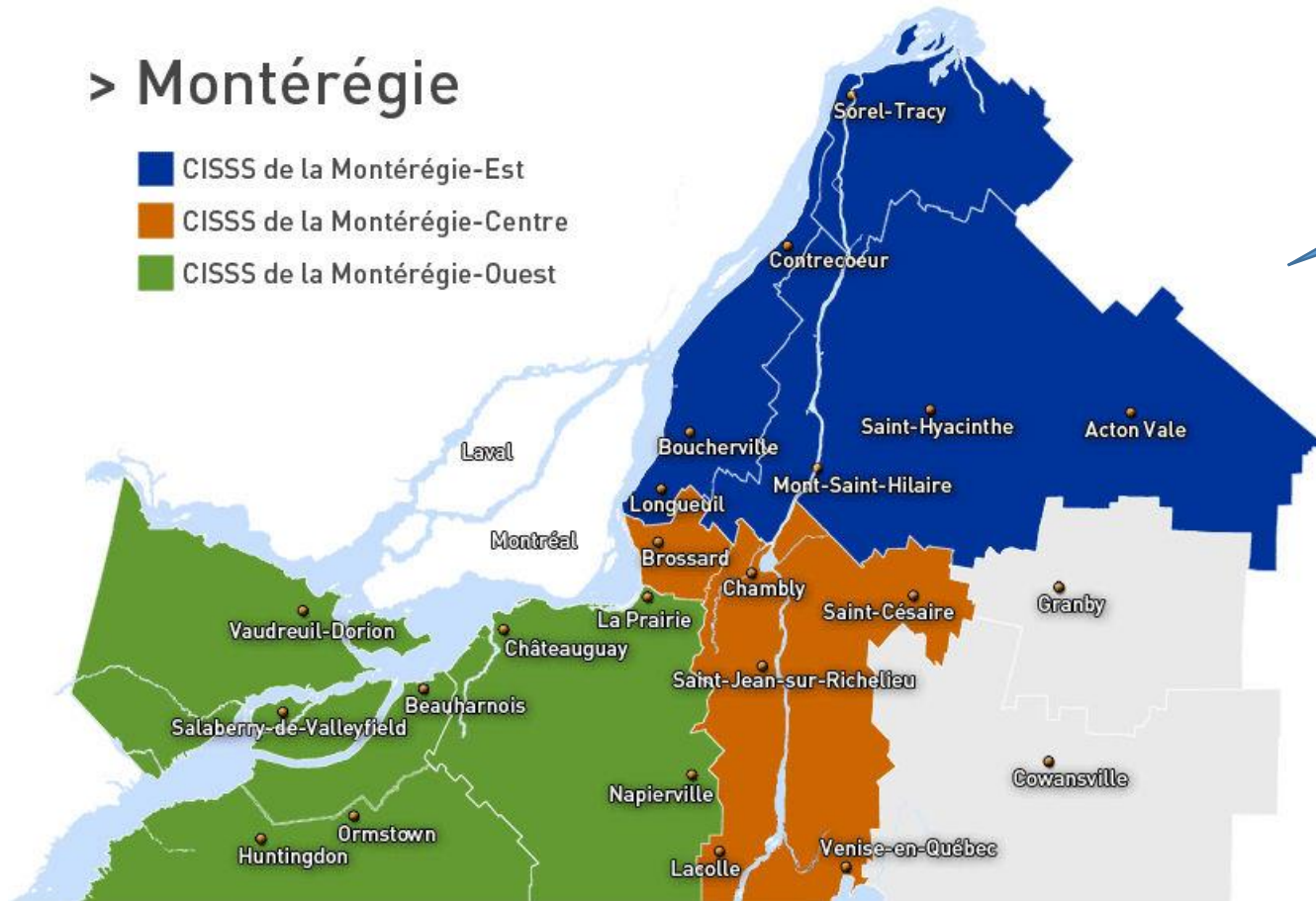
- CISSS data on the English-speaking population is high quality and helpful for ARC
- Survey data provided greater insight into the perspectives of community members, their needs and desires
- AND at the same time... the sub-population that completed the survey is not representative of the overall population of English speakers
- SO... what do we need to know now to better serve the local English-speaking population? Who do we want to reach out to?
  - 0-5 age group info.



# Montréal-Centre

## > Montréal

- CISSS de la Montréal-Est
- CISSS de la Montréal-Centre
- CISSS de la Montréal-Ouest



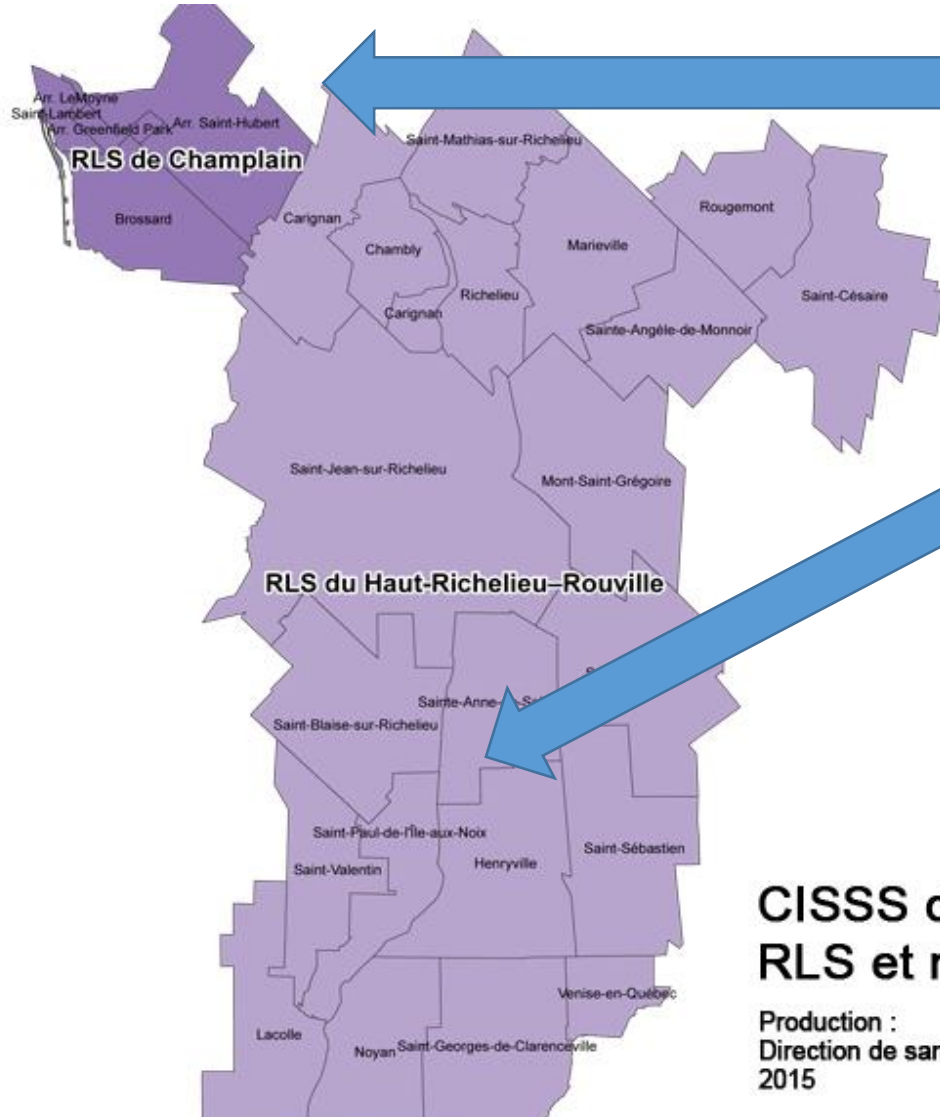
Montréal or South Shore?

Administrative divisions or communities of belonging?

How do you see your community? Where do you belong?



# Health territories



Different realities!

**CISSS de la Montérégie-Centre**  
**RLS et municipalités**

Production :  
Direction de santé publique de la Montérégie  
2015

# What do the statistics tell us?

<b>RLS de Champlain</b>	<b>RLS du Haut-Richelieu–Rouville</b>
Urban / suburban	Rural / small town
High % of English speakers	Low % of ES
Most ES live here	Small number and proportion of ES live here
English is not mother tongue for half of ES	English is mother tongue for vast majority
Almost half of ES are immigrants	Only 16% are immigrants
Higher educational attainment	Lower educational attainment
Lower incomes	Higher incomes

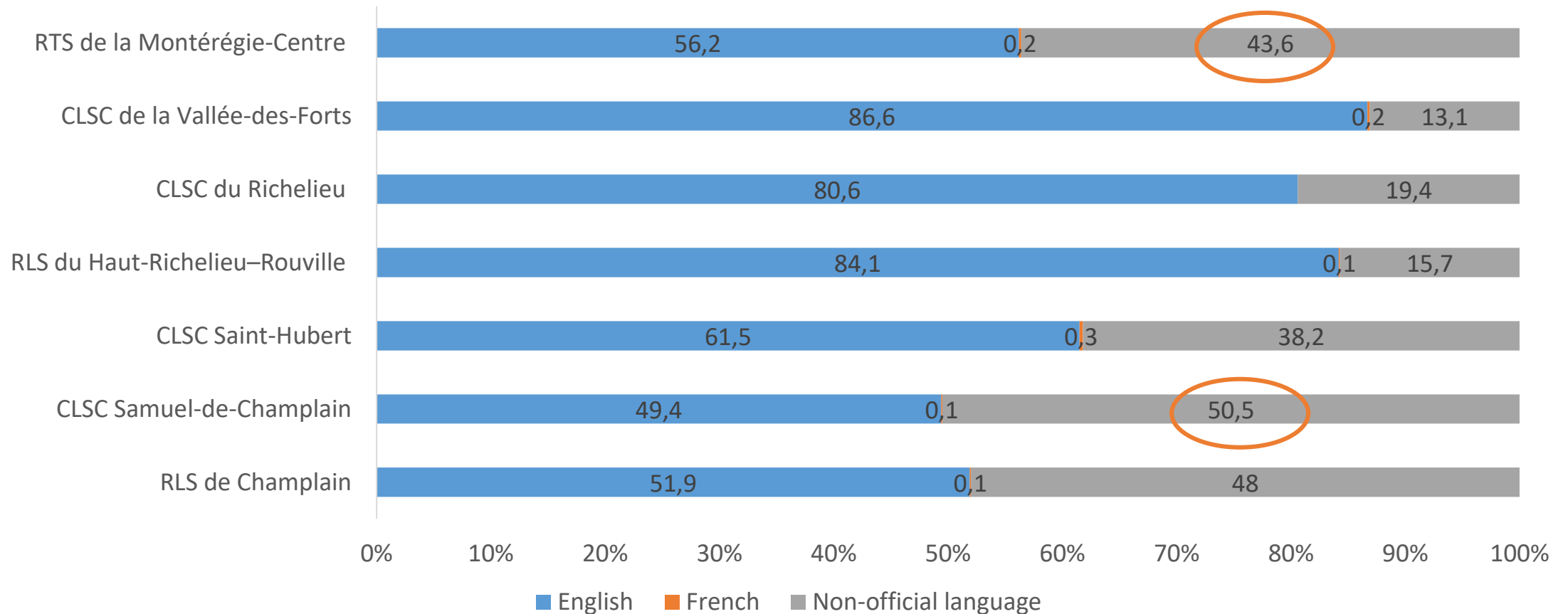
# *Proportion of English speakers in Montérégie-Centre, by RLS and CLSC territory*

<b>Territory</b>	<b>%</b>
RLS de Champlain	22.0
CLSC Samuel-de-Champlain	29.1
CLSC Saint-Hubert	11.3
RLS du Haut-Richelieu–Rouville	4.0
CLSC du Richelieu	4.3
CLSC de la Vallée-des-Forts	3.9
RTS de la Montérégie-Centre	13.6

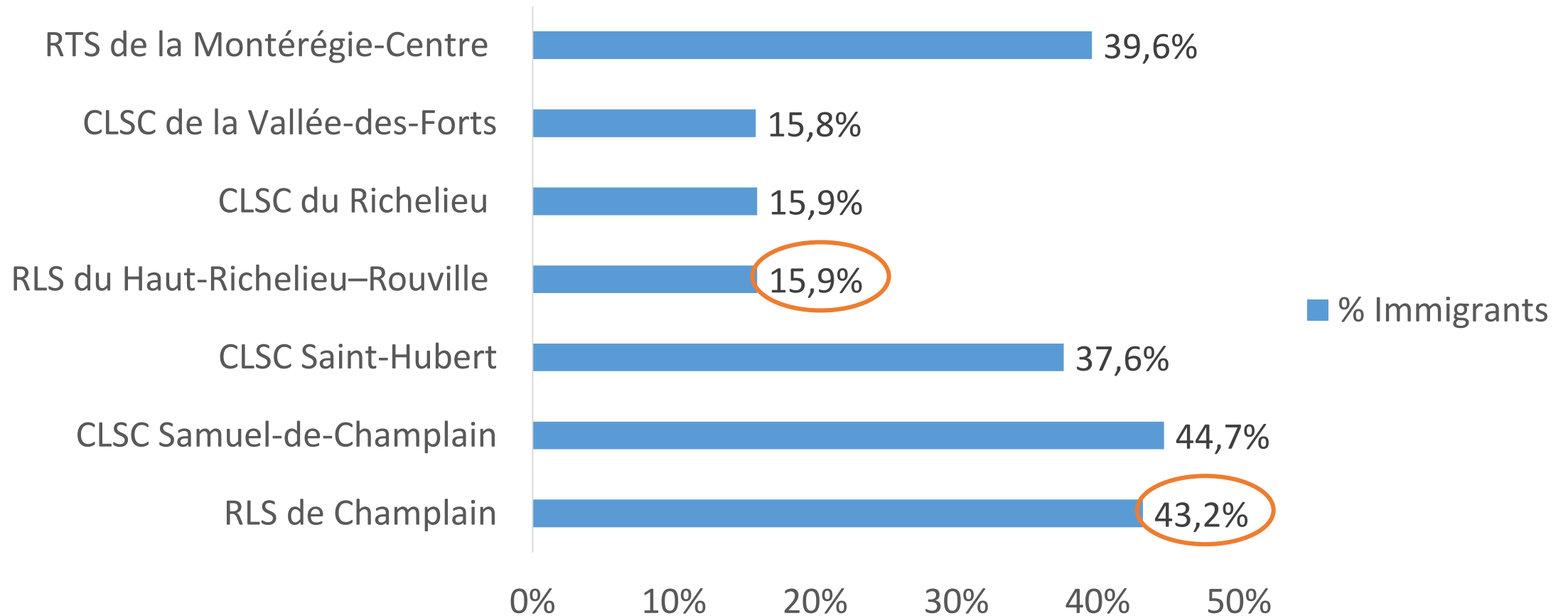
# *Distribution of English speakers in Montérégie-Centre, by RLS and CLSC territory*

Territory	English-speaking Population	
	N	%
RLS de Champlain	46 408	86.3
CLSC Samuel-de-Champlain	36 945	68.7
CLSC Saint-Hubert	9 463	17.6
RLS du Haut-Richelieu–Rouville	7 393	13.7
CLSC du Richelieu	2 940	5.5
CLSC de la Vallée-des-Forts	4 453	8.3
RTS de la Montérégie-Centre	53 800	100.0

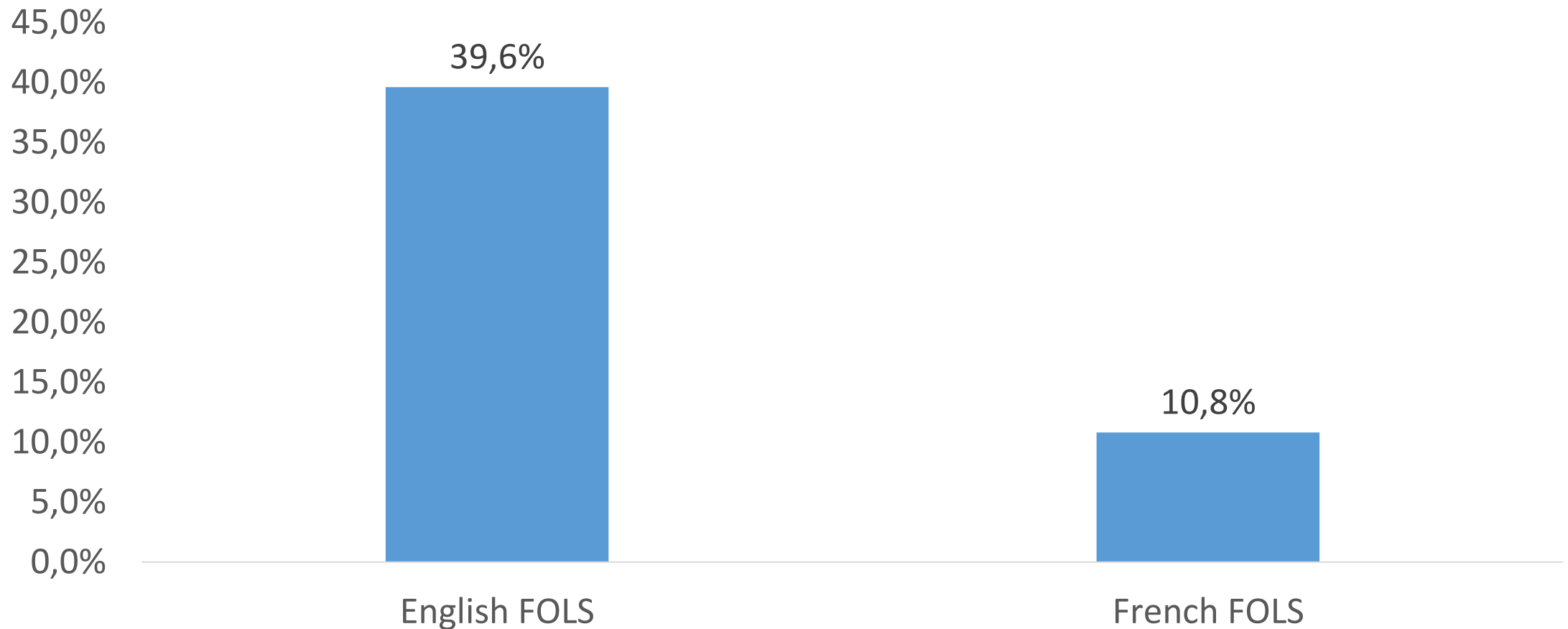
# Proportion of English speakers by mother tongue, different territories



# *Proportion of the English-speaking population who are immigrants*

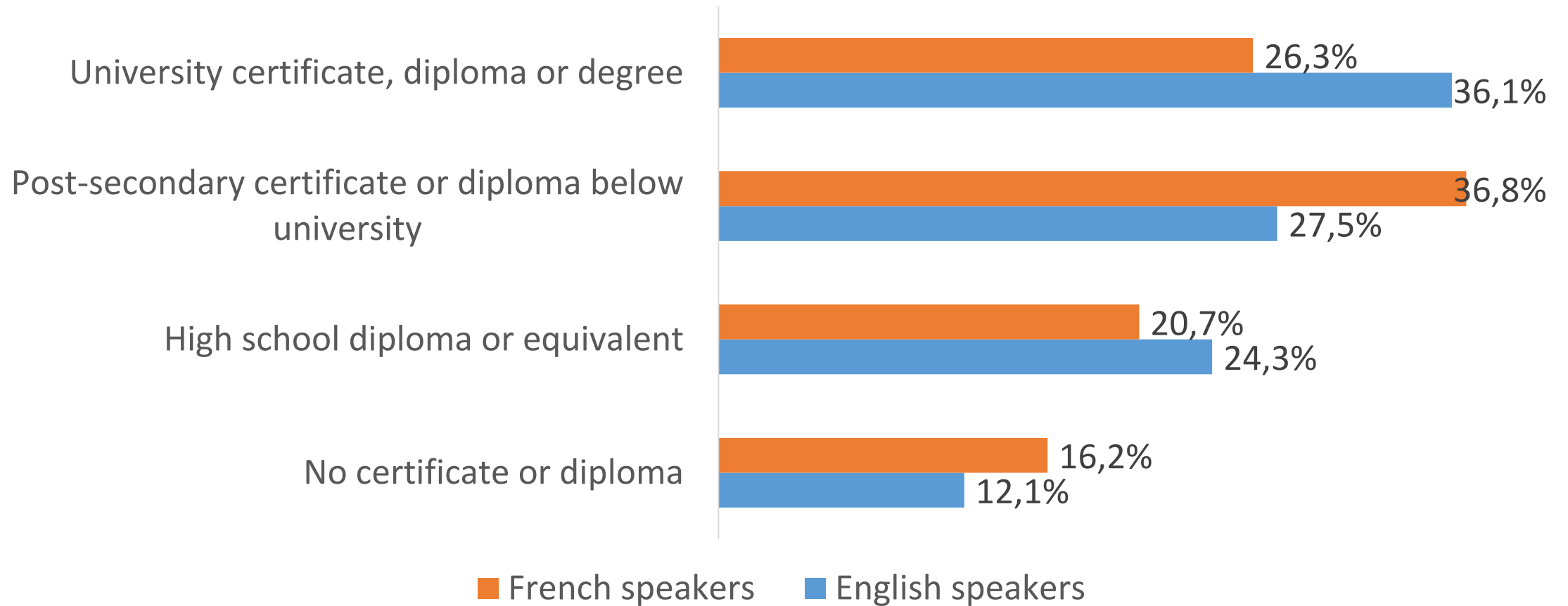


# *Proportion of immigrants by first official language spoken, Montérégie-Centre, 2016*

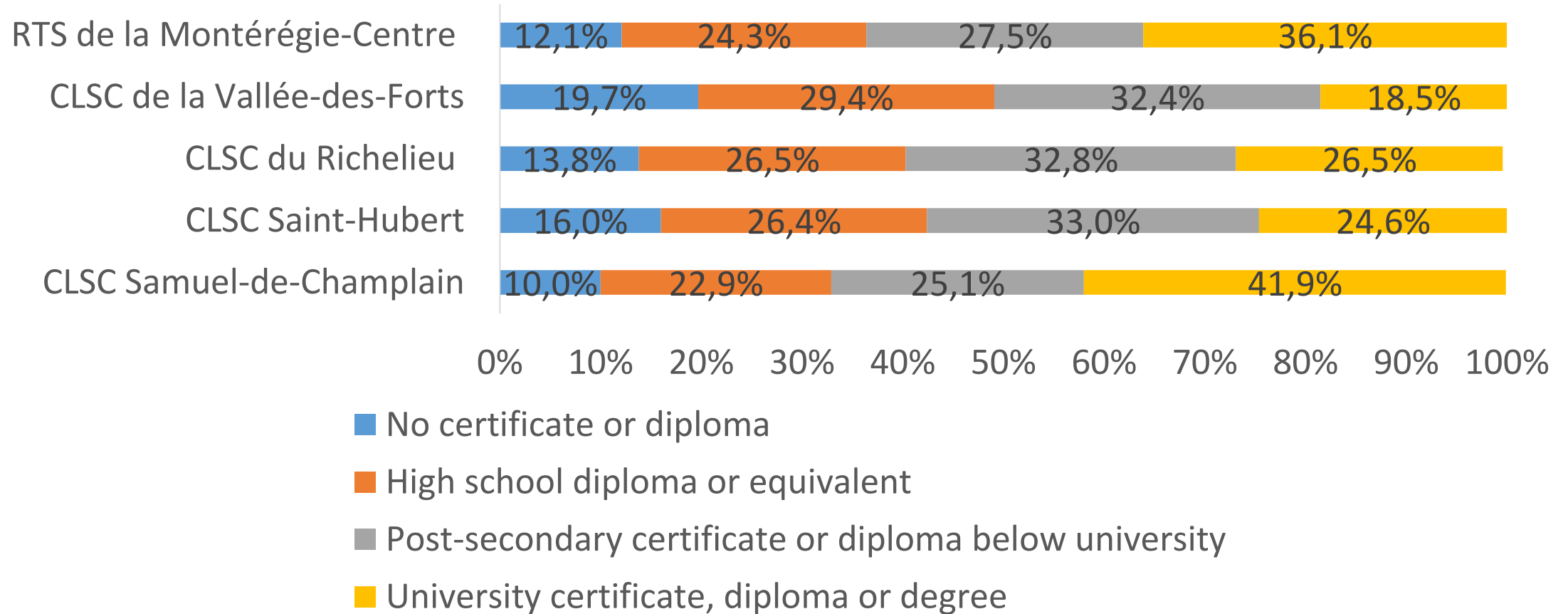




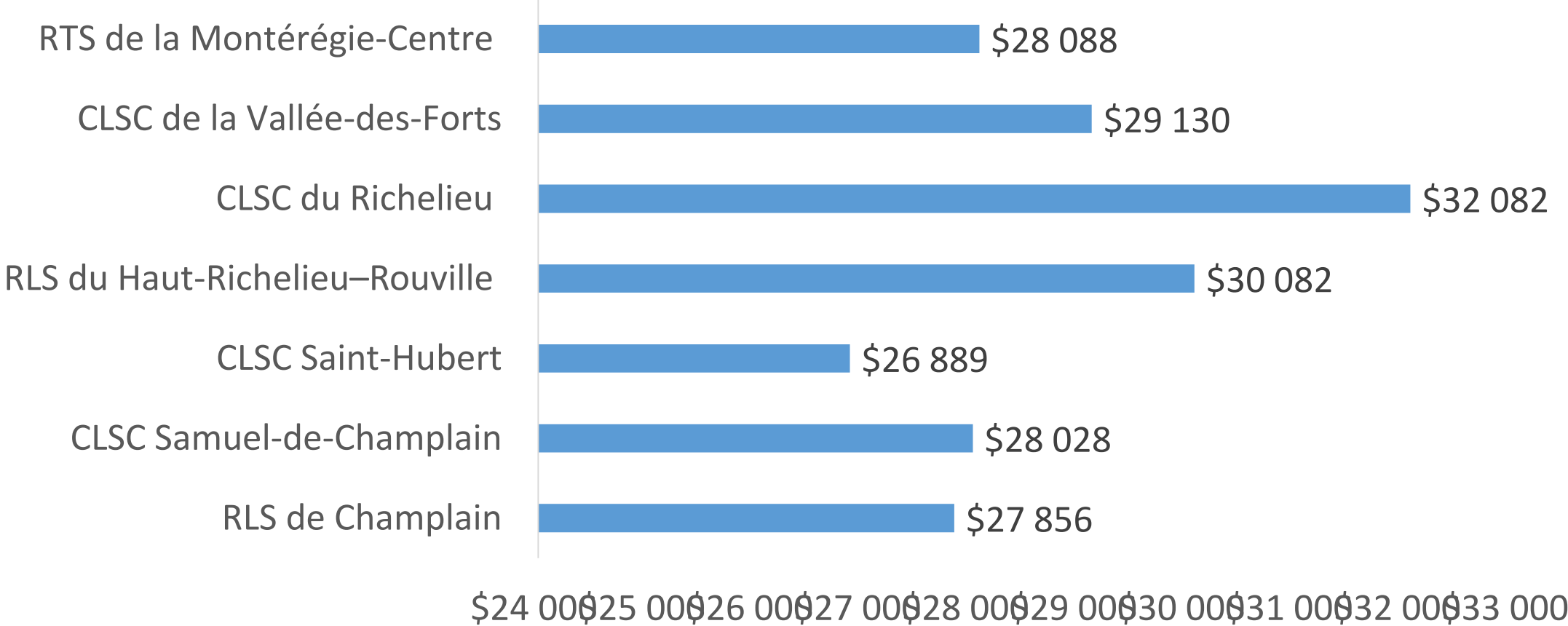
# *Educational attainment among French and English speakers in Montérégie-Centre, 2016*



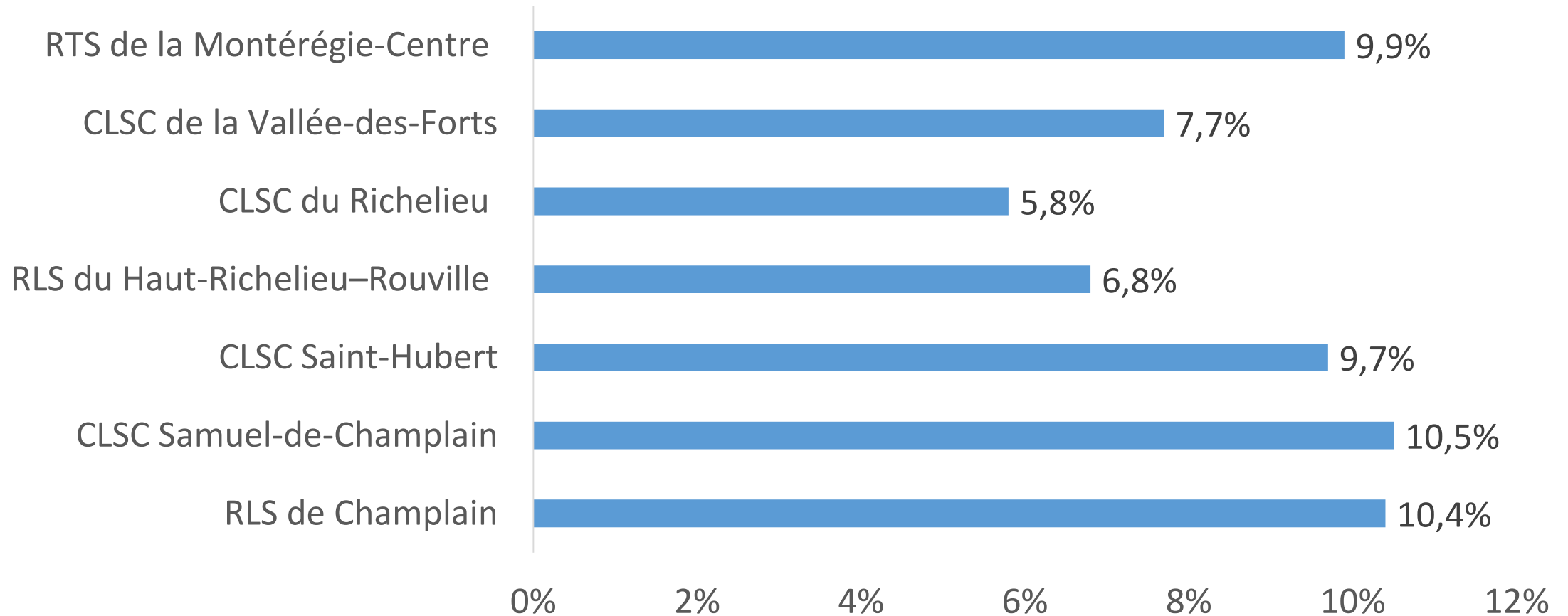
# *Educational attainment by territory, English speakers age 25 or over, Montérégie-Centre, 2016*



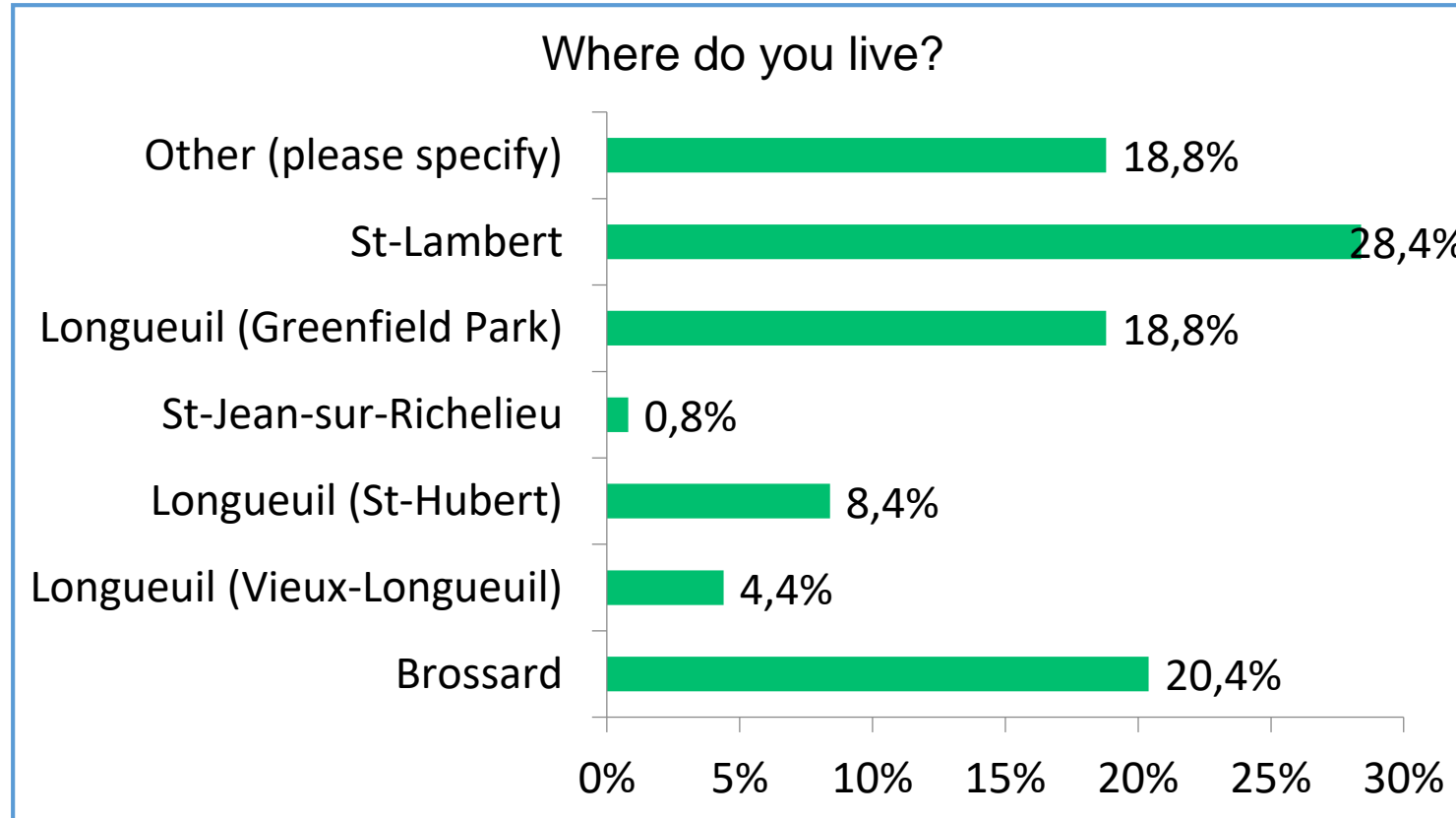
# *Median income after taxes among English speakers, age 15 and over, 2015*



# *Proportion of the English-speaking population living under the low-income cut-off, 2015*



# What did the on-line survey tell us?



## Respondents

- 81% female
- 72% age 65+

Not  
representative of  
the community as  
a whole

# Overall perspectives: social and community life

😊 Churches & schools are hubs

There are many family services

There are many volunteer opportunities

😞 Distances make participation difficult for some


Public transport is difficult

Lack of bilingualism is an obstacle

😊 Create, more occasions for community gatherings, especially multicultural

Build links between generations

Improve transportation options



Some ideas  
expressed...

# Communications


😊 The newsletter is great

😞 The English-speaking community is widely dispersed and hard to contact

People do not feel well-informed

Communication is lacking

😞 Make it easier to find activities and resources: directory, pamphlet, website, etc.



Some ideas expressed...



# Education

😊 English education is easily accessible

There are programs tutoring, family literacy, lifelong learning opportunities


😞 Not all ES have eligibility

Not enough support for learning difficulties

😐 Maintain english school boards


Share resources with Fr schools

More lifelong learning in English



Some ideas  
expressed...

# Health services



Some ideas expressed...

😊 Health practitioners who speak English

Networking and Partnership Initiative (NPI) + public sector programs and services

Volunteers


😞 Services are not all available in English, not are consent forms

It is difficult to find and retain bilingual staff

😐 Improve access to services in English, help staff improve English

Have written info in English

# Social and specialized services



Some ideas expressed...

😊 CLSC services

Community programs and organizations (support groups, centres)

😞 People do not always know of the services

Access to workers who speak English can be difficult (language, waits, distance)

Services do not always match needs (children)

😊 Improve access to social services in English, build trust

Help guide people through the system (lists), provide information, advocacy

More support groups, more mental health resources

# Seniors

😊 Public services, community organizations, church-based activities, groups

😞 Public services seem insufficient (home care, staffing, long-term care...)

People do not always know about services


😐 More activities for seniors

Seniors residence on SS

Help increase transportation options

Community support

Advertise activities and events



Some ideas  
expressed...

# Now what?

- What stands out for you?
  - What are you noticing?
  - Does anything surprise you?
- Next steps
  - ARC will continue to understand the community, partner with other organizations, etc.
  - Steps taken already
  - To come...