

HIGH SCHOOL
Workshop Catalogue

In-Person and Virtual Workshops Available

2022-2023 SCHOOL YEAR



*Annual \$1500 Grants for English Public
Elementary & Secondary Schools 2019-2023*



Connect

Collaborate

Create

Celebrate



ArtistsInspire Grants

Support for School and Artists from Quebec's English-speaking communities to connect through hands-on creative experiences—anELAN/LEARNpartnership funded by the Government of Canada's Action Plan for Official Languages.



Funded by the
Government
of Canada

Financé par le
gouvernement
du Canada



About this Workshop Catalogue

This grants program provides \$1500 to cover the cost of bringing Teaching Artists into your classroom. This **Workshop Catalogue** is intended to be a guide to help schools, teachers, CLCs, and other community liaisons understand what is possible during an **ArtistsInspire Grants** project.

Please note the following:

- **ALL** workshops are adaptable.
- These are a small sample of what the Artists have to offer. To learn more, visit artistsinspire.ca/artists or reach out to: artistsinspiregrants@quebec-elan.org / 438-979-1171.
- As we have a very limited travel budget, we require schools to work with local Artists whenever possible. All **Regional Artists** (based outside the greater Montreal area) and the school boards they serve have been indicated next to the Artist's name in this catalogue. **All other Artists live within the greater Montreal area.**
- Artists LOVE booking contracts well in advance so that they can plan their professional and personal lives around their dynamic work schedules. Though the **deadline to apply this year is February 27, 2023**, we strongly encourage schools to book their ArtistsInspire Grants projects as soon as possible to avoid disappointment, as our wonderful Artists often get booked up early in the school year!

Cover images:

- © James Lyng High School, English Montreal School Board, with Oracle Productions. Photo by Alyssa Kuvmarov.
- © Lindsay Place High School, Lester B. Pearson School Board, with Centre d'art de Preville. Photo by Susan Strunc.
- © Beaconsfield High School, Lester B. Pearson School Board, with Preville Fine Arts Centre. Photo by Lisa Crowhurst.

Back cover image:

- © Philemon Wright High School, Western Quebec School Board, with artist Jimmy Baptiste. Photo by Mario Cuglietta.

Apply Now for Your School's 2022-2023

ArtistsInspire Grant for Interactive In-person or Virtual Arts & Culture Experiences!

What is the funding for? Developing students' creativity through Artist-facilitated in-person or virtual Arts & Culture experiences:

During the School Day

The goal of the ArtistsInspire Grants is to engage as many Quebec students as possible in hands-on creativity in diverse art disciplines. In the school's online application, the brief description of planned activities needs to include working with multiple teachers or classes to learn with an eligible Artist(s) during at least two creative periods.

With Qualified Artists

Eligible Artists identify as members of Quebec's diverse English-speaking Communities. Their practices include a wide variety of specialties.


When you're ready, applying is easy and quick - one contact person from the school sets up the account and enters the information about the school's plan.

Please note that we allow only one application per school. In the application, we ask for confirmation that the principal approves.

We are available to support you by phone and email to answer all of your questions.

ELAN's ArtEd Team wants to support your school in getting the maximum benefit from your school's grant.

To access our matchmaking services, contact Guillaume Jabbour at artedcoach@quebec-elan.org

Allow us to help you find Artists that can respond well to your school's needs. This includes Artists that have received training in Youth Mental Health funded by **Community Health and Social Services Network** 

To Apply:

Simply go to www.artistsinspire.ca
and click on:

School Application

Website: www.artistsinspire.ca

Email: artistsinspiregrants@quebec-elan.org

Phone: 438-979-1171

CONTENTS



DANCE

Liquid Lead Dancing <i>with Alida Esmail</i>	1
Foundations of B-Boying <i>with Bboyism Dance Company (Regional Artist: WQSB)</i>	1
East Indian Dance <i>with Sonia St-Michel (Regional Artist: WQSB)</i>	1
1, 2 Step! <i>with Kayin Queeley</i>	2
Groove for Kids <i>with Stephanie Nairn</i>	2
First Steps on Broadway <i>with Corinne Roucoules</i>	2
Caribbean Folk Dance <i>with West-Can Folk Performing Company</i>	3
Classroom Dance Sessions <i>with Luca “Lazylegz” Patuelli</i>	3
Movement and Sound (For Special Needs Populations) <i>with Irem Bekter</i>	3



Film, Photo and Digital Media

If I Were a Tree <i>with Joan Sullivan (Regional Artist: ESSB)</i>	5
Filmmaking 101 <i>with Alyssa Kuzmarov (Productions Oracle)</i>	5
Do You See What I See? <i>with Tanis Saucier (Regional Artist: SWLSB)</i>	5
Inspiring the Art of Photography: Capturing What the Heart Feels Through the Mind’s Eye <i>with Kathleen Walsh-Moleski (Regional Artist: ESSB)</i>	6
The Superstar Showcase: A Video-Making Adventure! <i>with Sam Asmar</i>	6
Photographic Explorations <i>with Kiran Ambwani</i>	6
Digital Storytelling <i>with Hands on Media Education</i>	7




LITERARY

Poetry as Mirror and Magnifying Glass <i>with Hayley Bernier (Regional Artist: ETSB)</i>	8
Graphic Novels - Tell Your Story! <i>with Kate Lavut</i>	8
Anti-Bullying/Expressing Oneself through Spoken Word <i>with Kym Dominique</i>	8
Poet in Class Program <i>with Poetry in Voice</i>	9
Modeling Memory <i>with Liana Cusmano</i>	9
Zine & Comic Book Workshop (Series of 4 Classes) <i>with G. Scott Macleod</i>	9
The Art of Colouring with Words Spoken Word <i>with Svens Telemarque</i>	10
Writing to the Rhythm <i>with Raquel Rivera</i>	10
Unleashing the Imagination - The Art of Story Writing & Telling <i>with Patti Warnock (Regional Artist: ETSB)</i>	10



CONTENTS *CONT.*

What is Freedom to Me? <i>with Rachel McCrum</i>	11
Creating Musical Stories <i>with Matthew Bennett Young</i>	11
Spoken Song <i>with Nadine Neema</i>	11
Comic Creation and Collaboration <i>with Jay d'Ici</i>	11
A Day in the Life at my School <i>with Monique Polak</i>	12
Walk in My Shoes: Step Into Storytelling <i>with Janet LeRoy (Regional Artist: WQSB)</i>	12



MUSIC & SOUND

Music in our Lives <i>with Alireza Tarviji (Regional Artist: WQSB)</i>	14
African Drumming & Dancing <i>with Préville Fine Arts Centre</i>	14
West African Drumming <i>with Fana Soro (Regional Artist: WQSB)</i>	14
Brazilian Carnaval Arts <i>with Luciano Porto (Regional Artist: WQSB)</i>	15
Ear Candy! Vocal and Sound Exploration Workshop <i>with Derek Mckinley (Regional Artist: WQSB)</i>	15
Bucket Drumming, Body and Alternative Percussion <i>with Taia Goedert</i>	15
Songwriting, Creativity and Courage <i>with Rob Lutes</i>	16
Raise the Roof: Introduction to Celtic Music <i>with Roy MacLaren (Regional Artist: ETSB)</i>	16
Popular Music: Song Form, Hooks, and Wow to Get Started Writing <i>with Alison Notkin</i>	16
RRRRRepetition: Composition in Visual Arts and Sound <i>with Jessica Houston and Louise Campbell</i>	17
Explode the Moment! Audio Storytelling and Sound Art <i>with Guillaume Jabbour (Regional Artist: SWLSB)</i>	17
Taking it Outside: Music & Art Inspired by Nature <i>with Louise Campbell</i>	18
Body Music: Body Percussion, Beatboxing, and Voice <i>with Geremia Lorenzo Lodi</i>	18
Songs and Stories, Then and Now <i>with Patrick Hutchinson</i>	19



THEATRE

Interdisciplinary Collaborative Explorations <i>with Adalia Perberton-Smith</i>	20
Theatre Performance/Workshops <i>with Geordie Theatre</i>	20
The Giant Puppets Go Walking <i>with Daniel Hickie</i>	20
Shadow Theatre <i>with Maggie Winston</i>	21
Designing Space for Storytelling <i>with Holly Hilts</i>	21
Black Culture & Stories <i>with Black Theatre Workshop</i>	22

CONTENTS CONT.



VISUAL ARTS

Expression Through Sugar <i>with Shelley Miller</i>	23
Play with Clay: Learning While Exploring with Ceramics <i>with Teresa Dorey</i>	23
Book Spine Mural <i>with Hather Kushum Spiral Arts Studio (Regional Artist: NFSB)</i>	23
Golden Mandalas <i>with Claudia Salguero (Regional Artist: WQSB)</i>	24
Practicing Resilience with Nature as our Guide <i>with Patrycja Maksalon (Regional Artist: WQSB)</i> ...	24
What Makes Me, Me? Metal Embossing <i>with Deirdre Potash</i>	24
Upcycle That Paper! An Introduction to Making Junk Journals <i>with Carol-Ann Hoyte</i>	25
M'Outta Here <i>with Anne Lewis</i>	25
Reflections H2O: Drawing Workshop <i>with Emily Rose Michaud (Regional Artist: WQSB)</i>	25
Bio-Art Projects <i>with Angela Marsh (Regional Artist: CQSB)</i>	26
Stencil Printmaking <i>with Peter Gibson</i>	26
Collaborate to Create <i>with Adele Reeves</i>	26
Collective Mural with Emily Read	27
Styrofoam Printmaking <i>with Lisa Glickman</i>	27
Re-Focus, Reconnect, Remember, Renew, Repeat <i>with Valerie Kimpton</i>	27
Comics Creation <i>with Laurence Dea Dionne</i>	28
Mixed Media Collage <i>with Melanie Garcia</i>	28
Seed Ball Kit: Create with a Purpose <i>with Elaine Lassonde</i>	28
Peace, Love & Hope: Batik Workshop <i>with Avy Loftus</i>	29
Minimal Line Drawing Installation <i>with Tamsin Horsefall</i>	29
Day of the Dead Altars <i>with PAAL</i>	29
The Art of Music Album Covers <i>with J.P. Mortier (Regional Artist: SWLSB)</i>	30
Public Art: Agency in Public Space & Professional Practice <i>with CJ Fleury</i>	30
Making an Illustrated Artist Book <i>with Venus Lukic</i>	30



Learn's "I Belong" Project	32
----------------------------------	----





WORKSHOP CATEGORY

DANCE

LIQUID LEAD DANCING *with Alida Esmail*

Liquid Lead Dancing creates spaces where individuals of all genders can feel empowered, included, and free to express themselves fully. Participants will learn some basic steps for popular partner dances (e.g. merengue, salsa) as well as some tips and tricks for switching roles within the dance. This workshop re-evaluates the lead/follow relationship on the dance floor and opens the discussion for how it translates to everyday interactions. We touch on themes, such as, gender biases, touch, consent, and toxic masculinity, whilst encouraging new perspectives to join the table. Liquid lead is used as an example to get the creative juices flowing! All material is adapted for different age groups and dance levels.

* This workshop provides an opportunity for discussion about belonging in Quebec in the general sense and as a member of the BIPOC and/or LGBTQ2S+ community.

Materials: Clear and open space for dancing, audio system.

✉ alidaesmail@gmail.com ☎ (438) 828-0278



Sec 1, 2, 3, 4, 5

FOUNDATIONS OF B-BOYING *with Bboyizm Dance Company (Reg. Artist: WQSB)*

Members of Bboyizm Dance Company transmit their passion and respect for the history and art of street dances, educating participants on the roots and various techniques of breaking. This workshop gives participants and teachers a unique chance to learn the fundamentals of B-boying and hip-hop culture, in a safe way, from dedicated professional dancers who have a passion for teaching.

* This workshop provides an opportunity for discussion about belonging in Quebec in the general sense and as a member of the BIPOC community.

Materials: Clear and open space for dancing, audio system.

✉ yana.k.m@masconline.ca ☎ (514) 809-4558



Sec 1, 2, 3, 4, 5

EAST INDIAN DANCE *with Sonia St-Michel (Regional Artist: WQSB)*

Guided by classically trained Indian Dancer, Sonia St-Michel, participants learn the art of East Indian dance. The workshop begins with a Yoga warm-up. Participants then learn to create and maintain rhythm using footwork (known as Taal or rhythm) and a system of oral representation of percussive sounds. Participants also explore some Hastas, which are hand gestures used to tell stories. The workshop can be accommodated to a smaller room by pushing aside furniture. Students can use the dance form to interpret a story they heard, read or wrote themselves.

Materials: Preferably in a dance or theatre room with space to move. Gym is a second good option. Moving desks is possible for very small classrooms but not ideal.

✉ stmichel.sonia@gmail.com ☎ (819) 329-3676



Sec 1, 2, 3, 4, 5



1, 2 STEP! *with Kayin Queeley*

A workshop with Montreal Steppers includes an introduction to foundational step routines, and invites participants to clap, stomp, and chant as a team. Participants learn what it meant for Black folks to be steppers in the early 1900s and how their resilience changed their lives. We emphasize the importance of creating rhythms and beats together with a focus on teamwork and character building. Each workshop includes dialogues and discussions on the history of step, its inception, the migration of Africans from Africa to North America, South America, and the Caribbean. By the end, participants have tried at least two step routines--rhythmic music they create with their bodies. This is always a proud moment for everyone.

* This workshop provides an opportunity for discussion about belonging in Quebec in the general sense and as a member of the BIPOC community.

Materials: Enough space for the participants to clap and stomp.

✉ info@montrealsteppers.com ☎ (514) 572-4008



Sec 1, 2, 3, 4, 5

GROOVE FOR KIDS *with Stephanie Nairn*

Groove is a unique, unforgettable, inclusive, and non-competitive group dancefloor experience for students of all ages and physical abilities. The dance floor experience involves all genres of music (e.g., contemporary, hip hop, electronic, pop) and does not require any previous dance training - all participants are successful in Groove! Groove for Kids cultivates social and emotional connections and interactions between students on the dancefloor, while simultaneously improving self-esteem, enhancing creativity, promoting physical fitness, and cultivating playfulness and imagination.

Materials: Audio speaker/system, open space. ✉ stephanie.nairn@mail.mcgill.ca



Sec 1, 2, 3, 4, 5

FIRST STEPS ON BROADWAY *with Corinne Roucoules*

Your students will learn and star in original scenes from musical movies, animated films, or Broadway musicals, and they'll have a blast doing it! Here are the 3 components to First Steps on Broadway!

1. **Theatre:** They learn actual lines from famous scenes. They might even get a chance to use a microphone now and then.
2. **Singing and Dancing:** Students learn choreographies, practice real Broadway dance techniques and basic vocal and theatrical exercises taught at New York theatre schools.
3. **Performance:** Students impress an audience with how they can confidently and professionally perform and entertain.

Materials: Comfortable clothes and open space. ✉ corinneroucoules@live.ca ☎ (514) 573-2784



Sec 1, 2, 3, 4, 5





CARIBBEAN FOLK DANCE *with West-Can Folk Performing Company*

Participants take part in fun and interactive virtual and/or in-person Caribbean folk dance workshops. Workshops give participants an understanding of the origins and history of Caribbean folk and the different elements of Caribbean folk dance through an exploration of rhythm and the relationship between music and movement. Participants learn traditional folk dances from expert instructors with over 30 years of experience. Workshops are adapted to the needs of the participants.

Sec 1, 2, 3, 4, 5 * This workshop provides an opportunity for discussion about belonging in Quebec in the general sense and as a member of the BIPOC community.

Materials: A clean clear space for dancing. ✉ westcanfolk@gmail.com



CLASSROOM DANCE SESSIONS *with Luca "Lazylegz" Patuelli*

"In these "Classroom Dance Sessions" students/staff will get a more intimate and in-depth approach to dance and the "No Excuses, No Limits" Philosophy. Luca will work directly in the classroom with participating groups by teaching dance with a unique "twist," allowing participants to explore various movements that will help expand their understanding of the importance of adaptation in daily life and in dance.

* This workshop provides an opportunity for discussion about belonging in Quebec.
* Other than Arts, the workshop incorporates elements of STEAM

Specialized classes for children with disabilities

Materials: Projector, Screen, Sound system and an open space (Desks, chairs must be pushed back and floor must be swept before starting the class).

✉ info@noexcusesnolimits.com ☎ (514) 894-9653



MOVEMENT AND SOUND (FOR SPECIAL NEEDS POPULATIONS)

with Irem Bekter

Everyone can dance and everyone can sing! I will do this by offering the participants tools to create with sound and movement, inspired by the participants' own natural and organic way of expressing themselves, adapted to their own abilities. The purpose of Sound and Movement is to help participants transcend their limits to discover their inner strength and overcome the fear of ridicule. This workshop not only strengthens the interaction between the participants, but it also enhances one's self-esteem, self-image, attention span and memory. It will increase participants' ability to communicate and above all will enhance their mental and physical agility and reflexes. By establishing a bond of trust with the participants I will help them to free their body and their voice, and accompany them on a journey to explore their artistic expression by stimulating their creativity. I will do this by offering the participants tools to create with sound and movement, inspired by the participants' own natural and organic way of expressing themselves, adapted to their own abilities.

* This workshop provides an opportunity for discussion about belonging in Quebec.

Materials: Speakers, enough space to lie down and to move in.

✉ irembekter@gmail.com ☎ (514) 927-8029



QEP COMPETENCIES

DANCE

- Creates dances
- Performs dances
- Appreciates dances

PHYSICAL EDUCATION & HEALTH

- To perform movement skills in different physical activity settings

CULTURAL GEOGRAPHY (Grade 11 only)

- Understands the organization of a cultural area
- Interprets the dynamics of a cultural area





WORKSHOP CATEGORY

FILM, PHOTO & DIGITAL MEDIA

IF I WERE A TREE *with Joan Sullivan (Regional Artist: ESSB)*

This climate change workshop is inspired by a quote from the American photographer, Dorothea Lange: "A camera is a tool for learning how to see without a camera." The first day of this two-day workshop takes place in-class, during which students will describe in words and in images how a tree "feels" from the effects of climate change – drought, heatwaves, flooding, less snow, etc. On the second day, we go outdoors to "become" trees by listening to the tree's heartbeat with a stethoscope, imagining what the tree hears, sees and feels, and only then, to take photographs of the environment from the tree's perspective.

* Other than Arts, the workshop incorporates elements of STEAM.

Materials: Paper, colored pencils and/or markers, mobile device with a camera.

✉ joansullivan@gmail.com ☎ (418) 318-3688



Sec 1, 2, 3, 4, 5

FILMMAKING 101 *with Alyssa Kuzmarov (Productions Oracle)*

All of Productions Oracle's workshops are designed to provide a safe and dynamic space for youth to express themselves and gain technical video skills as they openly document their own experiences. The youth are involved in every stage of the production and learn everything that goes into the making of a video: Storyboarding, camera angles, editing. The youth participate actively in the creation of their own videos and are given an opportunity to feel proud of their work, all the while learning new skills and having lots of fun. A key element of these workshops is to encourage youth to be active consumers in their use of media rather than passive recipients of the media that surround them. Rather than simply absorbing images and messages, students can use technology to stimulate their talents and creativity.

* Other than Arts, the workshop incorporates elements of STEAM.

* This workshop provides an opportunity for discussion about belonging in Quebec in the general sense and as a member of the BIPOC and/or LGBTQ2S+ community.

Materials: To render video production accessible and user-friendly, we have chosen iPads as our medium. Youth are often familiar with this kind of technology. We bring the iPads, and so no additional material is needed.

✉ productions.oracle@gmail.com

DO YOU SEE WHAT I SEE? *with Tanis Saucier (Regional Artist: SWLSB)*

Students will be introduced to photography concepts such as composition (rule of thirds, leading lines, framing), lighting (natural, ambient, artificial), and perspective (bird's eye view, worm's eye view, and forced perspective). This workshop will lead to the students creating works using their newly acquired skills and knowledge.


* Other than Arts, the workshop incorporates elements of STEAM.

Materials: Smartphones, and/or point-and-shoot cameras, and/or DSLR cameras, Google Drive account to store and transfer files.

✉ tanis@tanissaucier.com



Sec 1, 2, 3, 4, 5



Sec 1, 2, 3, 4, 5



INSPIRING THE ART OF PHOTOGRAPHY: CAPTURING WHAT THE HEART FEELS THROUGH THE MIND'S EYE

with Kathleen Walsh-Moleski (Regional Artist: ESSB)

A picture “may be worth a thousand words,” but does it evoke any feeling? Various elements of photo composition are used to capture what the heart feels through the mind’s eye, with the objective that observers of a photo will feel as the photographer felt for the subject. Using photo examples, the artist will describe one of the emotional elements of photo composition. Students will spend 10 minutes taking photos in the classroom with this element in mind. Then, students and the teacher select two or three of the best photos to display on-screen for critique by the artist, to see if they reflect the students’ intended effect.

* Other than Arts, the workshop incorporates elements of STEAM.

Materials: Digital camera or smartphone, computer for viewing photos.

✉ walsh-moleski@globetrotter.net



Sec 1, 2, 3, 4, 5

THE SUPERSTAR SHOWCASE: A VIDEO-MAKING ADVENTURE!

with Sam Asmar

“Wow, I didn’t think I could do something like that!” is the kind of thing a lot of students say after they make their video! In this video making adventure, students get trained with some powerful and punchy presentation techniques before they write a professional script for a Media-worthy ad. They’ll get step-by-step tips and instructions on capturing video and powerful video editing. Cameras, tablets, or phone cameras in hand, students will perform, record and then edit their videos before the big event . . . The Superstar Showcase! Having fun, gaining proficiency, and feeling proud are the real main event!



Sec 1, 2, 3, 4, 5

Visit www.inlite10.ca to see all the workshops that you can choose from.

* This workshop provides an opportunity for discussion about belonging in Quebec.

* Other than Arts, the workshop incorporates elements of STEAM.

Materials: Paper, pen, any digital camera (phone, tablet, camera), any editing software (e.g. iMovie, Video Editor) or open a free account at clipchamp.com or download the Capcut App before the workshop.

✉ sam@inlite10.ca

PHOTOGRAPHIC EXPLORATIONS with Kiran Ambwani

Students will be guided on photographic explorations on a range of different themes or environments.

Materials: Image recording device (smartphone, ipad, digital camera). Cameras can be rented out for this project if participants don’t have them.

✉ contact@kiranambwani.com



Sec 1, 2, 3, 4, 5





DIGITAL STORYTELLING *with Hands On Media Education*

Students explore what it means to belong to a community as they participate in a Digital Storytelling project, with support from digital media experts. Students will learn about the responsibilities we have as filmmakers and how to craft their own message by combining image, sound, text and editing to share their message with their class, and the world! This is an excellent opportunity for students to move from being passive consumers of media to active creators through the production of a personal narrative using basic video editing & storytelling software. A film festival concludes the workshop.

Sec 1, 2, 3, 4, 5

- * This workshop provides an opportunity for discussion about belonging in Quebec.
- * Other than Arts, the workshop incorporates elements of STEAM.

Materials: 1 computer, tablet, iPad or smartphone per student, with Internet connection.

✉ info@handsonmediaeducation.com ☎ (604) 967-3664

QEP COMPETENCIES

VISUAL (and Multimedia)

- Creates personal images
- Creates media images
- Appreciates works of art and cultural objects from the world's artistic heritage, personal images and media images (Cyc 1)
- Appreciates Images (Cyc 2)

DRAMA (and Multimedia)

- Creates dramatic scenes
- Performs dramatic scenes

ENGLISH LANGUAGE ARTS

- Uses language/talk to communicate and to learn
- Reads and listens to written, spoken and media texts
- Represents [their] literacy in different media (Cyc 1)
- Writes a variety of genres for personal and social and purposes (Cyc 1)
- Produces texts for personal and social purposes (Cyc 2)





WORKSHOP CATEGORY LITERARY

POETRY AS MIRROR AND MAGNIFYING GLASS

with Hayley Bernier (Regional Artist: ETSB)

In this workshop, we will read 1-3 poems and use them as discussion points in order to build on analytical tools that students need throughout school/life. Then, we will use some prompts to do some free writing, in which we can explore a variety of themes including mental health, environmental anxiety, body image, diversity and more. The specific theme is flexible for each class, and can be determined and shaped in conversation between the artist and the teacher.

* This workshop provides an opportunity for discussion about belonging in Quebec.

Materials: Pencil, paper.



hbernier25@gmail.com



(819) 905-7797



Sec 1, 2, 3, 4, 5

GRAPHIC NOVELS - TELL YOUR STORY! with Kate Lavut

Graphic novels and comics are a great way to build literacy and drawing skills. In my workshop students are given low pressure writing and drawing exercises that engage creativity and help them seek out a story they wish to tell. The approach is encouraging and fun and there is no wrong answer! At the end of the workshop the students will go home with their own mini comic which is suitable for photocopying and distributing to their classmates.

* This workshop provides an opportunity for discussion about belonging in Quebec.

Materials: Printer paper, pencils, colored markers. Access to a photocopier is a bonus, but not necessary.



paperdogpress@gmail.com



(514) 814-3669



Sec 1, 2, 3, 4, 5

ANTI-BULLYING/EXPRESSING ONESELF THROUGH SPOKEN WORD

with Kym Dominique

Spoken Word is the gateway to every single form of oratory expression from rapping to theatre, to debating, storytelling and beyond. This workshop seeks to encourage expression through writing exercises which will then be turned into oral performances. Bullying is a problem that is universal, and through spoken word, I seek to empower the students with the power to speak their truth through this oratory art form.

* This workshop provides an opportunity for discussion about belonging in Quebec in the general sense and as a member of the BIPOC community.


Materials: Paper and pencil.



kym.dominiqueferguson@gmail.com



(514) 585-5156



Sec 1, 2, 3, 4, 5





POET IN CLASS PROGRAM *with Poetry in Voice*

Invite a poet to your classroom. Poetry In Voice works with a diverse group of poets who are passionate about what they do and understand how to connect with students. Our poets deliver innovative workshops that bring poetry to life in ways that are both relevant and fun. Meet our Poets In Class, [Link: <https://www.poetryinvoice.com/teach/poet-class/meet-poets-class>], filter by province and invite a Quebec poet to visit your school. For more information, please contact Tessa Griffin, tessa@poetryinvoice.com.

Materials: Pencil, paper.  tessa@poetryinvoice.com

Sec 1, 2, 3, 4, 5



MODELING MEMORY *with Liana Cusmano*

Participants will build on memory and recollection to write vivid pieces. Discussions of experiences that have marked us will be followed by writing prompts that will help participants craft a finished piece. If you wanted to bring your reader with you on this journey, which of the five senses would you lean on? Which similes, metaphors, or images most clearly express how you felt? Participants will also be encouraged to play with form, structure, and punctuation as they write pieces that will reflect who they are and the experiences they have lived.

Sec 1, 2, 3, 4, 5 * This workshop provides an opportunity for discussion about belonging in Quebec in the general sense and as a member of the LGBTQ2S+ community.

Materials: Pencil and paper.  liana.cusmano1995@gmail.com



ZINE & COMIC BOOK WORKSHOP (SERIES OF 4 CLASSES)

with G. Scott Macleod

Students begin by viewing my short documentary film *After the war with Hannelore* and/or *The Water of Life* animated series. In class 1, I present myself and a short PowerPoint explaining my filmmaking, interview, drawing, and storytelling process. In classes 2 and 3, I offer "how-to" workshops with drawing materials such as watercolour pencils, graphite, ink pens, zine and comic book templates, and tracing techniques. Students are paired with seniors or family to capture their life histories in a zine or comic book. Class 4 is a presentation of their final work. I encourage a no mistakes approach & having fun.

Sec 1, 2, 3, 4, 5

* This workshop provides an opportunity for discussion about belonging in Quebec.

Surfaces: Comic book templates. Body templates. White paper (8 1/2" X 11") to fold and make their own zines. Coloured paper (optional). Graphite pencils: H2, H1, H, HB, B, 1B, 2B. Watercolour pencils. Watercolour or gouache Pencil sharpener. Paintbrushes and jars for water. Markers. Eraser. Charcoal and carbon paper. Tape. Glue stick. Scissors. Stapler. Ruler.

 g.scott.macleod@gmail.com  (514) 487-8766



THE ART OF COLOURING WITH WORDS | SPOKEN WORD

with Svens Telemaque

We all know what is in the gap between who we are and the best version of ourselves. As we explore the power of Spoken Word, this series will intricately connect a classroom as we explore different writing prompts and devices that elicit our creativity, challenge our views on how we value ourselves, and rebuild sound self-esteem. We can end our session with performances or record our poems and have a listening party celebrating our completed pieces.

* This workshop provides an opportunity for discussion about belonging in Quebec in the general sense and as a member of the BIPOC and/or LGBTQ2S+ community. **Sec 1, 2, 3, 4, 5**

Materials: Pencil, paper, recording device.

✉ booksvens@svenstelemaque.com ☎ (514) 713-2780



WRITING TO THE RHYTHM *with Raquel Rivera*

What does it mean to have a 'writer's ear'? In this workshop students explore the relation between rhythm and the written word, whether crafting a persuasive essay argument, spitting rap, or dreaming in free verse. We discuss what reads well and what sounds better, through published and recorded works, and students' own in-workshop writing. Sessions can be modified to incorporate concurrent studies in ELA, Social Sciences, Ethics and Citizenship, Music and ESL.

* This workshop provides an opportunity for discussion about belonging in Quebec.

Materials: Pen/pencil, paper, music player and speakers.

✉ raquel@sitedish.com ☎ (514) 257-6785



Sec 1, 2, 3, 4, 5

UNLEASHING THE IMAGINATION – THE ART OF STORY WRITING & TELLING *with Patti Warnock (Regional Artist: ETSB)*

Be it a Fantasy, a Life Story or a modern twist to an old Fairy Tale, each student will be encouraged to "find their own voice" as they are guided through the creation of an original story. The students' ideas and words will be transformed into a storyboard, following which, using storytelling techniques (including improvisation and gesture), students will learn to lift the characters off the page and bring them to life in a live oral presentation. As playful exercises build student's self-awareness and confidence in their communication skills, the various components of the activities highlight individual strengths and talents..

Materials: Paper and pencil (Recording device optional).

✉ patti.warnock@gmail.com ☎ (514) 433-3647



Sec 1, 2, 3, 4, 5



WHAT IS FREEDOM TO ME? *with Rachel McCrum ~ available after January 2022*

A poetry workshop that asks students to think about what freedom means to them: how they imagine it, how they find it, and how they express it. What are the tricky questions to ask of freedom, for ourselves and for everyone else? And what does poetry have to do with it all? Our ideas of what it means to be free have shifted over a time of pandemic lockdowns. This workshop seeks to help pupils explore and express the freedoms they most value, and is adaptable for either written or spoken word.

Materials: Pen and paper.  racheljmccrum@gmail.com

Sec 1, 2, 3, 4, 5



CREATING MUSICAL STORIES *with Matthew Bennett Young*

The best way to describe this workshop is as a "translation of the senses." Music (7 instrumental recordings) is used to stimulate feeling. Those feelings are articulated using words, expressions, associations, or memories. The children are shown how to use those articulations to create a basic story outline which they can then develop. The workshop has a very simple structure but great significance and impact. Children are encouraged to make connections in constructive ways and end up with unique stories that they have created. It is an empowering experience!

Materials: Pen, paper, internet.  matbyoung@hotmail.com  (438) 873-4565

Sec 1, 2, 3, 4, 5



SPOKEN SONG *with Nadine Neema*

Participants will explore spoken word poetry and songwriting with award winning songwriter, poet and author, Nadine Neema. They will learn rules such as rhyme, meter and form. They will also learn that they should never sacrifice the meaning of their piece for these rules. We will look at some spoken word lyrics to help explain what makes a good song or poem. Through various creative exercises they will explore themes and choose a topic to write about. By the last workshop they will have written a piece with at least three verses, which we will share together.

Materials: Paper, pencil.  neemaste@me.com

Sec 1, 2, 3, 4, 5



COMIC CREATION AND COLLABORATION *with Jay d'Ici*

Students will make an 8-page comic to share with their families & friends, either on their own, or in a group, following a step-by-step process from story generation to finished comic. Each stage of creating the comic has its own session, so each part of comic creation has its own opportunity to be learned and discovered. If the project is done in a group, it gives students a chance to learn how to collaborate and work as a group on a creative project, as the team will be rotating duties, and team members will be helping each other to improve their work as a whole.

Materials: Pencils, Pens (Black ballpoint ideally), paper.

 jaydici@gmail.com  (514) 834-2675

Sec 1, 2, 3, 4, 5



A DAY IN THE LIFE AT MY SCHOOL *with Monique Polak*

Writers observe, record and sometimes, invent. This workshop will help students become better observers and writers. Monique will share tips for gathering information through observation and interviews. She will divide the students into teams, allowing them to focus on particular areas of interest at their school – for instance the library, gym, cafeteria... even the detention room! In visit 2, Monique will review material the students have collected. Students will decide how to disseminate their observations/stories/interviews. Possibilities include a virtual or paper newspaper, collective diary, literary reading... even a time capsule. In visit 3, Monique will assist with final edits. Monique's upcoming 2023 non-fiction book deals with Open Science, a new sharing approach to doing science and making discoveries. Monique will show youngsters how through their own observations they can contribute to discovery.

Materials: Paper, pencil.  monique@moniquepolak.com



Sec 1, 2

WALK IN MY SHOES: STEP INTO STORYTELLING

with Janet LeRoy (Regional Artist: WQSB)

Participants discover that trying on someone else's shoes is a great way to step into character as storyteller and as listener. Students learn to embody and tell a story that is important to them. They commit to a project that unfolds over time in successive steps. They learn without memorizing through exercises. Active listening skills and peer feedback build community. Performance skills include voice (volume, pace, tone), facial expressions, and gestures. Grounding techniques develop focus and confidence. We celebrate with a storytelling concert. Collaboration and flexibility are key elements.

* This workshop provides an opportunity for discussion about belonging in Quebec.

Materials: Paper, pencil.  j.leroy@xittel.ca



Sec 1, 2, 3, 4, 5





QEP COMPETENCIES

ENGLISH LANGUAGE ARTS

- Uses language/talk to communicate and to learn
- Reads and listens to written, spoken and media texts
- Represents [their] literacy in different media (Cyc 1)
- Writes a variety of genres for personal and social and purposes (Cyc 1)
- Produces texts for personal and social purposes (Cyc 2)

MORAL EDUCATION

- Takes a reflective position on situations involving an ethical issue
- Constructs a moral frame of reference
- Engages in moral dialogue

PERSONAL ORIENTATION PROJECT

(Grade 11 only)

- Carries out a process of career exploration
- Contemplates his/her learning and work possibilities



WORKSHOP CATEGORY MUSIC & SOUND

MUSIC IN OUR LIVES *with Alireza Tarviji (Regional Artist: WQSB)*

What does music do in our lives, and how important is it? My approach is to give students a deeper understanding of music, and how it became the way it is in the present day. We will examine the reasons behind its evolution, and our impact on its adaptation over time. Participants will explore these concepts through interactive activities, such as, beats, rhythmic clapping, choir singing, improvisation, composition, drawing, listening/ watching various performances, etc.

* Other than Arts, the workshop incorporates elements of STEAM.

Materials: pencil, paper, smartboard or similar.

✉ alirezatarviji@gmail.com ☎ (819) 755-7295



Sec 1, 2, 3, 4, 5

AFRICAN DRUMMING & DANCING *with Prévile Fine Arts Centre*

Lésouta Luc Bambara has been sharing his culture and his passion for drumming and dancing in schools throughout Québec for over a decade. In this workshop Luc will give participants a taste of culture from Burkina Faso, through a fun and energetic introduction to traditional African drumming and dancing.

* Other than Arts, the workshop incorporates elements of STEAM.

* This workshop provides an opportunity for discussion about belonging in Quebec in the general sense and as a member of the BIPOC community.

Materials: pencil, paper, smartboard or similar.

✉ previlleinschools@centrepville.org ☎ (514) 476-7626 (Heather Schnarr, Outreach Director)



Sec 1, 2, 3, 4, 5

WEST AFRICAN DRUMMING *with Fana Soro (Regional Artist: WQSB)*

Fana Soro introduces participants to traditional rhythms and songs of the djembé, West Africa's most popular drum. Participants will gain a basic understanding of the drumming connected to the dances and songs of the Senoufo culture.

* This workshop provides an opportunity for discussion about belonging in Quebec in the general sense and as a member of the BIPOC community.

Materials: For online workshops, schools must provide percussion instruments.

✉ yana.k.m@masconline.ca ☎ (514) 809-4558



Sec 1, 2, 3, 4, 5





BRAZILIAN CARNAVAL ARTS *with Luciano Porto (Regional Artist: WQSB)*

The journey to the exciting world of Brazilian Carnival begins. Drums, movement and colourful costumes collide to create a mobile celebration of freedom and self-expression. In this series of five workshops, participants explore dances, costume design, drumming ensemble arrangements and parading skills, culminating in a mini carnival show that could be proudly featured at any school assembly!

Sec 1, 2, 3, 4, 5 * This workshop provides an opportunity for discussion about belonging in Quebec in the general sense and as a member of the BIPOC community.

* Other than Arts, the workshop incorporates elements of STEAM.

Materials: Paper, fabric, glue and painting supplies. Instruments provided by the artist.

✉ yana.k.m@masconline.ca

☎ (514) 809-4558



EAR CANDY! VOCAL AND SOUND EXPLORATION WORKSHOP

with Derek McKinley (Regional Artist: WQSB)

Derek McKinley uses his voice, guitars, synths and a variety of drums and percussion instruments to show students how they can become a 'rockstar listener'! Being able to listen extremely well is the key to a special musical performance and thus it is important to develop a keen sense of our hearing abilities. Derek uses mindfulness meditation and breathing techniques in the workshop. There is a focus on how the physical body relates to different vibrations of sounds which create an enormous range of feelings and sensations. Students are asked to pay attention to their bodies as they listen and perform different sounds. They are given the opportunity to choose a 'fave sound' which can be recalled and used in their everyday lives as a tool to tackle anxious feelings. The workshop culminates with a sound meditation in which the children contribute their own 'personal sounds' created via the tools/techniques provided and learned in the workshop - examples include: beat-boxing, singing/humming, throat gurgles, etc.

Sec 1, 2, 3, 4, 5

* Other than Arts, the workshop incorporates elements of STEAM.

Materials: Pencil and paper. ✉ singsongpartytime@gmail.com ☎ (613) 404-8602



BUCKET DRUMMING, BODY AND ALTERNATIVE PERCUSSION

with Taia Goedert

Students will learn how to make music using buckets, everyday objects and also the body itself as a musical instrument. Beats, musical arrangements, musical games, creation and improvisation are all part of this workshop. The aim of the workshop is to work on musical aspects such as rhythm, pulse, conscious musical listening, musical creation and group practice. All this will be presented to students in an active way, in a fun and relaxed environment. The rhythms and music used during the workshop can be predefined in partnership with the school.

Sec 1, 2, 3, 4, 5 **Materials:** For online workshops, schools must provide percussion instruments.

✉ taiagoedert@gmail.com




SONGWRITING, CREATIVITY AND COURAGE *with Rob Lutes*

In this two or three-part workshop, Canadian Folk Music Award-winning songwriter Rob Lutes brings students on an inspiring journey through the creative process, offering powerful ideas and techniques that can be applied to any creative endeavour. Then Rob acts as co-writer with each student, setting music to their own newly written lyrics as they experience the exhilarating trial and error process that is at the birth of every song. "Insightful and comprehensive programming and delivery. My students were inspired and enlightened in music composition," Quebec High School Music Teacher.



Sec 1, 2, 3, 4, 5

* This workshop provides an opportunity for discussion about belonging in Quebec.

Materials: Pencil or pen and paper.  thebravestbirds@gmail.com

RAISE THE ROOF: INTRODUCTION TO CELTIC MUSIC

with Roy MacLaren (Regional Artist: ETSB)

These interactive workshops expose students to traditional Celtic and Quebec dance music. Students experience the joy of acoustic music by singing, dancing and interacting with the music. They also learn about the instruments of the Celtic music world: bagpipes, wooden flute, tenor banjo, tin whistles, etc.



Sec 1, 2, 3, 4, 5

* Other than Arts, the workshop incorporates elements of STEAM

Materials: Ears, feet, heart, etc.  roymaclaren31@hotmail.com

POPULAR MUSIC: SONG FORM, HOOKS, AND HOW TO GET STARTED WRITING *with Alison Notkin*


People love listening to songs, but what does it take to create one yourself? Through the discussion of song style and song form, the exploration of devices like musical hooks and figurative language, and fun writing exercises, songwriter and musicologist Alison Notkin demystifies the art of songwriting and coaches the group through the creation of their very own personalized song.



Sec 1, 2, 3, 4, 5

Materials: Pencil and paper.  musicbytheseason@gmail.com





RRRRREPETITION: COMPOSITION IN VISUAL ARTS AND SOUND

with Jessica Houston and Louise Campbell

Sec 1, 2, 3, 4, 5


Delving into the competency 'Create', this workshop explores cross-disciplinary composition in Music & Sound and Visual Arts. Artist Jessica Houston and Musician Louise Campbell lead students in the principles of composition using repetition (e.g. repeating a mark on a page, repeating a motive), use of space (placement of a mark on the page, orchestration and use of silence) and instructions as a form of composition. Collaborative processes will be used to inspire music from visual arts, and vice versa. Nature will provide additional cues. Depending on student interest and curriculum requirements, teachers may

request workshops inspired by the Dada Movement, Fluxus movement, or Minimalism. Final outcomes can take the form of a set of instructional scores, a happening or a website featuring visual art and sound pieces.

* Other than Arts, the workshop incorporates elements of STEAM.

Materials: Paper and pencil, found objects or musical instruments.

✉ mlouisecampell@gmail.com ☎ (514) 842-0673



EXPLODE THE MOMENT! AUDIO STORYTELLING AND SOUND ART

with Guillaume Jabbour (Regional Artist: SWLSB)

Sec 1, 2, 3, 4, 5

Students learn about the craft of storytelling using song lyrics and poetry as the medium. Award-winning songwriter and sound artist Guillaume Jabbour guides students in understanding how an ordinary moment can be exploded into a work of art using accessible writing exercises and literary aspects such as, voice, metaphor, simile, and personification. Once the pieces of writing have been drafted, edited, revised, and finalized, students record themselves performing their pieces using a digital voice recorder and experience the editing and mixing process. Each piece can be further enhanced with sounds recorded by students. The final audio pieces are featured online and made shareable.

* Other than Arts, the workshop incorporates elements of STEAM.

* This workshop provides an opportunity for discussion about belonging in Quebec.

Materials: Paper, pencil, voice recorder app on smartphone or similar, digital voice recorders (provided by Guillaume).

✉ info@guillaumejabbour.com ☎ (438) 501-7266



TAKING IT OUTSIDE: MUSIC & ART INSPIRED BY NATURE


with Louise Campbell


Whether your school is in an urban, rural, or remote area, the natural environment is full of inspiration for student creativity and learning. Artist Louise Campbell leads students in exploring and connecting with their natural surroundings through outdoor sound walks on their school grounds, sensory experiences of nature through sound, visual arts and storytelling, and creation of a radio drama based on their experiences of nature using voices, bodies and found objects. Depending on student interest and curriculum requirements, the final project can take the form of an improvised soundscape, a perform-able radio drama, or a recorded podcast.

Participating schools are invited to organize an in-person or virtual field trip to Louise's outdoor installation *Sources* in May 2023, an album project inspired by the St. Lawrence Seaway. This project is offered in partnership with *Innovations en concert*.

Materials: Washable markers, white coffee filters, water spray bottles, audio recording device like a smartphone (optional).

 mlouisecampell@gmail.com

 (514) 842-0673



Sec 1, 2, 3, 4, 5


BODY MUSIC: BODY PERCUSSION, BEATBOXING, AND VOICE

with Geremia Lorenzo Lodi

Body Music is making sound with what is immediately available to every person: one's voice and body, creating rhythms, beats, and melodies. The activities proceed in an uninterrupted flow that captures participants' attention by alternating progressive levels of engagement, inviting them to imitate and explore (call & response, circle singing), experiment (variations), and eventually improvise and create (soloing and being protagonist). The blend of body percussion, beatboxing, and singing allows each student multiple and complementary entries into the world of rhythm and music, making it particularly accessible for all participants. The workshop develops coordination and synchronization, focus, cooperation and reciprocity. Non-verbal communication is favoured as the means of interaction.

Materials: Speakers or amplifier. If possible (but not indispensable), a smart-board or projector and a mic stand.

 geremia.lorenzo@gmail.com

 (514) 627-8875



Sec 1, 2, 3, 4, 5





SONGS AND STORIES, THEN AND NOW *with Patrick Hutchinson*

Various composed and traditional songs will be presented and analyzed in light of their origins and context, and how they reflect the history and society that produced them. How do older songs/stories affect us now, and what are modern equivalents? What will future generations know about us, based on the songs and stories we share? Students will be encouraged to discuss the material and share their perspectives. From this, they will work on creating a song, either individually or in collaboration, and Patrick will be available to consult and assist, both with words and music.

Sec 1, 2,

Materials: Pencil, paper, access to an audio recording device (e.g. smartphone).



hutchinson.patrick@gmail.com

QEP COMPETENCIES

MUSIC

- Creates musical works
- Performs musical works
- Appreciates musical works

ENGLISH LANGUAGE ARTS

- Uses language/talk to communicate and to learn
- Reads and listens to written, spoken and media texts
- Represents [their] literacy in different media (Cyc 1)
- Writes a variety of genres for personal and social and purposes (Cyc 1)
- Produces texts for personal and social purposes (Cyc 2)

MORAL EDUCATION

- Takes a reflective position on situations involving an ethical issue
- Constructs a moral frame of reference
- Engages in moral dialogue

PERSONAL ORIENTATION PROJECT (Grade 11 only)

- Carries out a process of career exploration



WORKSHOP CATEGORY THEATRE

INTERDISCIPLINARY COLLABORATIVE EXPLORATIONS

with Adalia Pemberton-Smith

An opportunity to explore how the different art forms feed into and inspire each other. Beginning with theatre improvisation warm-ups the group will move into an art train where one student draws a picture, the next dances what they see, the next makes music to the dance and so on, simultaneously. We will then come together and discuss what is shared between art forms as well as effective ways to collaborate on projects that have many artistic elements. If there is time we will break into groups, each in charge of one element of an improvised creative project. We make decisions in our groups and then come together to share an interdisciplinary, improvised performance.

Materials: Large papers, pastels or markers, musical instruments, comfortable clothes for movement.

✉ adaliaclaire@gmail.com

☎ (514) 894-3859



Sec 1, 2, 3, 4, 5

THEATRE PERFORMANCE/WORKSHOPS *with Geordie Theatre*

When choosing Geordie Theatre for your ArtistsInspire grant, the grant goes toward:

- One full performance of our annual 2Play Tour for your whole school (up to 300 students)
- Theatre workshops led by Geordie Theatre School for up to four different classrooms with two 1hr workshops each, for a total of eight workshops at the school.

These workshops can use themes from the play to explore drama techniques, games, or crafts! The workshops can tie in directly with themes from the show, or we can do something else at the teacher's request. One set of workshops will take place up to 2 weeks before the performance, and the rest will occur once the performance is finished.

Materials: No specific materials required. ✉ info@geordie.ca



Sec 1, 2, 3, 4, 5

THE GIANT PUPPETS GO WALKING *with Daniel Hickie*

In this workshop, students will design, create and animate large 3-person parade puppets. Students will first decide what kind of parade or progression they would like to host in their class/school (e.g. a winter solstice celebration, a nature walk, a fashion show...etc). Then they will decide what kinds of characters belong in that parade/progression. Finally, they will build those characters and bring them to life.

* Other than Arts, the workshop incorporates elements of STEAM.

Materials: Papier Mache (newspaper and glue), bed sheets, pool noodles, bamboo rods, paints and misc joiners (e.g. carabiner clips and wire).

✉ danielhickie92@gmail.com



Sec 1, 2, 3, 4, 5





SHADOW THEATRE *with Maggie Winston*

Shadow puppetry is one of the oldest and most highly developed storytelling traditions in the world. Drawing from traditional Indonesian Shadow Puppetry (Wayang Kulit), participants will learn how to create their own original Shadow Theatre, using paper cutting, coloured plastics, and an old-fashioned overhead projector. Students will have the opportunity to play with light and shadow silhouettes on a large screen as well as create their own 2-D articulated shadow puppets and large scale shadow masks.

ROOM SPECIFICATIONS: Work tables. Room must be able to get dark. Shadow screen & overhead projector (provided by artist).

Sec 1, 2, 3, 4, 5

* Other than Arts, the workshop incorporates elements of STEAM.

Materials: Poster board paper, pencils/erasers, fine blade Exacto knives, scissors, cutting mats, clear tape, acetate (transparent and coloured), skewers or bamboo sticks, wire.

✉ puppetmaggie@gmail.com ☎ (443) 640-8026



DESIGNING SPACE FOR STORYTELLING *with Holly Hilts*

Students will read an excerpt/scene from a play (can be a play related to class or even a chapter from a novel) and together we will pull out themes, colours, feelings, and key words from the text to direct our use of space. By the end of the workshop, students will have planned out and executed a mini version of the stage they designed. This workshop is flexible in that participants can design just the stage and create a maquette, or they can design all parts of the physical world of the story (set, costume, props) to create a design folder.

Sec 1, 2, 3, 4, 5 * This workshop provides an opportunity for discussion about belonging in Quebec in the general sense and as a member of the BIPOC and LGBTQ2S+ communities.

* Other than Arts, the workshop incorporates elements of STEAM.

Materials: Source text (novel, play, etc.), pencils, large paper, scale-rulers, pencil crayons, paint, (optional: foamcore, blades, glue, stapler).

✉ holly.a.hilts@gmail.com



BLACK CULTURE & STORIES *with Black Theatre Workshop*

Black Theatre Workshop offers workshops based on themes such as social justice, individual empowerment, inclusivity and systemic racism. Our artists will engage students with performing arts activities that will increase their awareness and understanding of these issues.

* This workshop provides an opportunity for discussion about belonging in Quebec in the general sense and as a member of the BIPOC community.

Materials: Pencil and paper.  schools@theatrebtw.ca



Sec 1, 2, 3, 4, 5



DRAMA (and Multimedia)

- Creates dramatic scenes

ENGLISH LANGUAGE ARTS

- Uses language/talk to communicate and to learn
- Reads and listens to written, spoken and media texts
- Represents [their] literacy in different media (Cyc 1)
- Writes a variety of genres for personal and social and purposes (Cyc 1)
- Produces texts for personal and social purposes (Cyc 2)

MORAL EDUCATION

- Takes a reflective position on situations involving an ethical issue
- Constructs a moral frame of reference
- Engages in moral dialogue



WORKSHOP CATEGORY VISUAL ARTS

EXPRESSION THROUGH SUGAR *with Shelley Miller*

In this unique workshop participants will learn how to use piped icing as an art medium, drawing colourful and expressive lines of sugar. As part of the workshop, participants will gain a better understanding of how everyday materials carry meaning and symbolism as well as learning about different ephemeral art practices. Artistic techniques explored include colour blending, texture, linework and composition. Students will make individual pieces (possibly a piped mandala design or sugar graffiti tags). It is also possible to combine individual artworks into a composite group artwork.

Materials: Cardboard, plastic wrap, masking tape, paper. The Artist will provide already mixed icing, piping bags, confectionery tips and food grade colouring.

✉ shelleymlerartist@gmail.com

☎ (438) 886-7435



Sec 1, 2, 3, 4, 5

PLAY WITH CLAY: LEARNING WHILE EXPLORING WITH CERAMICS

with Teresa Dorey

Students will use art as a modality for education with an emphasis on clay. This project aims to enhance mindfulness and enjoy the experience of creating while learning new skills related to ceramics and science. Students will create objects with clay while learning about the science behind ceramics. For instance, how clay bodies are made from the earth, how knowledge of physics informs how to build sculptures and how chemistry is needed for glazes, which is the equivalent of painting to ceramics. Each workshop will be unique based on students' needs, facilities and levels.

* Other than Arts, the workshop incorporates elements of STEAM.

Materials: Artist can provide supplies. ✉ teresa.e.dorey@gmail.com

☎ (514) 813-3345



Sec 1, 2, 3, 4, 5

BOOK SPINE MURAL *with Heather Kushum Spiral Art Studio (Regional Artist: NFSB)*

Murals that inspire reading/ literacy! This is the perfect way to bring to life that specific book the class or individual students are reading. A truly excellent timeless way to create buzz for students' enthusiasm to read and install conversation on books they are reading. Students will learn mural painting techniques, design process to execute the mural and use typography and transfer stencils to create a professional piece of artwork they can be proud of. They will be guided step by step to completion. Let's get the brushes out to inspire our young creatives through the books they read.

* Other than Arts, the workshop incorporates elements of STEAM.

Materials: Latex paint, varnish, brushes, rags, book references, bristle board, scissors, erasers, pencils, painters tape.

✉ heatherkushum@gmail.com

☎ (438) 347-2267



Sec 1, 2, 3, 4, 5





GOLDEN MANDALAS *with Claudia Salguero (Regional Artist: WQSB)*

After a brief review of how the ancient artistic technique of Mandalas has been used in many cultures around the world as a tool to represent the universe, students will draw a template that will be the beginning of a personal art creation. Through patterns, textures, pointillism, exploring contrast, volume, rhythm, movement and discovering shapes within shapes, they will express themselves creating a personal work of art.

* This workshop provides an opportunity for discussion about belonging in Quebec.

Materials: One 12x12 white or black 96 Lb paper, pencil, eraser, one 9.75 inches disposable dinner plate (the plate can be shared by two students), one disposable 16oz cup, two or more medium-sized Sharpie metallic markers in different colours.

✉ claudia.salguero.art@gmail.com

PRACTICING RESILIENCE WITH NATURE AS OUR GUIDE

with Patrycja Maksalon (Regional Artist: WQSB)

This is a collaborative art experience that explores resilience. Students are invited on a journey to look at the things in our lives and in the world around us that inspire strength, hope, and courage. The project explores ecological systems including plant and animal life cycles, watersheds, and the elements (earth, water, air). Geography, history, science, as well as poetry are all infused into the process. The goal is to deepen connection and offer a space for reflection, self-expression, and engagement that is rooted in possibility. Students and staff are all encouraged to participate.

* Other than Arts, the workshop incorporates elements of STEAM.

Materials: Colour pencils, black print paper, white paper, yellow paper, scissors, earth/soil, sunflower seeds, maps of watersheds in Quebec (and across Canada).

✉ pmaksalon@gmail.com

WHAT MAKES ME, ME? METAL EMBOSSING *with Deirdre Potash*

Heraldry is the science and art of describing coats-of-arms, which were originally used in the Middle Ages to distinguish participants in battle. Using symbols to describe themselves, students will create an embossed metal coloured personal crest.


* This workshop provides an opportunity for discussion about belonging in Quebec.

Materials: Paper, pencil, metal sheet, permanent markers.

✉ deirdre@artwill.ca



Sec 1, 2, 3, 4, 5



Sec 1, 2, 3, 4, 5



Sec 1, 2, 3, 4, 5



UPCYCLE THAT PAPER! AN INTRODUCTION TO MAKING JUNK JOURNALS *with Carol-Ann Hoyte*

Junk journals are made from an assortment of new and recycled types of papers. Participants will learn how to make a cover for a junk journal, create pages for it, and embellish these pages. These useful and attractive books are a great papercraft, as they use multiple materials found around school or home. These creations can be used for journaling and other types of writing, drawing, storing keepsakes, and more! Junk journal-making is an affordable craft that allows students to be creative while also being a friend to the environment.

Sec 1, 2, 3, 4, 5

* Other than Arts, the workshop incorporates elements of STEAM.

Materials: Food cardboard box, recycled assorted papers, elastic string, white glue, scissors, pencil, ruler, masking tape, double-sided tape, embellishments (i.e. stickers, used stamps, playing cards, greeting cards, used postcards, photos, magazine pages, etc.).

✉ carol_ann_hoyte@hotmail.com




M'OUTTA HERE *with Anne Lewis*

We're off on a metaphorical journey!-- We'll create our passports, tickets, maps, packing lists, decorated suitcases, souvenirs and safety talismans, trip journals--whatever participants want. Can be done individually or in small groups, encouraging reciprocal learning in a collaborative process. After the restrictions of COVID-19, a chance for school-sanctioned exploration and escape! Anne Lewis has extensive experience working with at-risk students, youth with fragile and variable attention and behaviour challenges. M'Outta Here is based on her workshop at the Montreal Museum of Fine Arts.

Sec 1, 2, 3, 4, 5

Materials: Paper, cardstock, pencils, crayons, notebooks, any size recycled cardboard suitcase (if possible but not mandatory), collage items and glue, found objects from home as needed for the safety talisman.

✉ info@mecoaching.me



REFLECTIONS H₂O: DRAWING WORKSHOP

with Emily Rose Michaud (Regional Artist: WQSB)

Have you ever looked at a water molecule under a microscope? It has six sides, just like a snowflake. In this workshop you will: i) explore the hexagonal pattern in nature; ii) reflect on our relationship to water and the ways we are all connected; iii) learn more about how water molecules can change shape when exposed to information such as music or words. You will design your own individual hexagons with a word of your choosing as inspiration. Once complete, the project can culminate in a mural installation of hexagons, assembled as a bee hive mosaic and collective art installation.

Sec 1, 2, 3, 4, 5

* Other than Arts, the workshop incorporates elements of STEAM.

Materials: Each participant needs 1 x looseleaf paper (for folding), 1 x cardstock paper (for drawing), ruler, pencil, eraser, sharpener, colouring pencils.

✉ emily@emilyrosemichaud.com

☎ (819) 918-0229



BIO-ART PROJECTS *with Angela Marsh (Regional Artist: CQSB)*

This interdisciplinary hybrid art-science project engages students in art projects centred around biodiversity in our local environments. Possible projects include creating a collective wild plant herbarium drawn on recuperated cardboard, planting a biodiversity garden at your school, working with clay to create wild seed bombs, and creating sculptural installations out of recuperated materials. Artistic techniques explored include observation drawing (inspired by botanical drawing), clay hand-building techniques, sculpture creation through recuperated assemblages, and embroidery and sewing.

* Other than Arts, the workshop incorporates elements of STEAM.

Materials: Students will be engaged in recuperating materials for the project. The artist will supply the other materials required (clay, plant seeds, prepared cardboard for drawing, pencil and conté crayons, needles and thread).

✉ angela.marsh@videotron.ca



Sec 1, 2, 3, 4, 5

STENCIL PRINTMAKING *with Peter Gibson*

Workshop participants will design and create their own stencils from which they will produce individual art prints. Various approaches to creating the initial image from which the stencil will be cut will be discussed, including the use of pre-existing images and those drawn or otherwise produced by the participants themselves. Participants will then be instructed on how to differentiate between negative and positive spaces in their images, allowing them to decide which areas should be removed when cutting out their stencils. Finally, participants will be shown techniques to apply paint to paper in conjunction with their stencils in order to achieve various visual results.

Materials per participant: 1 HB pencil, 1 eraser, 1 black marker, 2 sheets of poster board 22" x 28" (1/16" thick), 1 exacto knife (or scissors for younger children), 1 exacto knife blade, a sheet of linoleum, vinyl or masonite on which to cut the stencil (approx 60 cm x 60 cm), two 4" foam rollers with roller handles, 2 plastic paint trays (or 1 plastic surface of about 60 cm x 60 cm for rolling paint), 2 different paint colours.

✉ roadsworth@gmail.com



Sec 1, 2, 3, 4, 5

COLLABORATE TO CREATE *Adele Reeves*

We'll be collaborating to create a meaningful gift for the school (painted murals, sculptures, maybe a combo as a mosaic?). Ideally, we'll be able to head outside and connect with nature to find inspiration for or solutions to what the school will enjoy in the years to come. Design phases will include various materials that will lead us towards our final creation.

* Other than Arts, the workshop incorporates elements of STEAM.

Materials: Clay, pencils, paper, paints, brushes.

✉ delreeves@yahoo.com



Sec 1, 2, 3, 4, 5




COLLECTIVE MURAL *with Emily Read*

Turn those blank school walls into something beautiful and meaningful! Students will create a mural to express themselves and develop a sense of community. I take a collaborative approach with students, teachers, and administrators to create murals based on their unique needs. The inspiration is sparked by the students and I guide them to bring their idea to reality as they leave their mark on the school. This is not just limited to walls - I have done projects where students paint on shipping containers, tables, chairs and bulletin boards. Let's transform your school together!.

Sec 1, 2, 3, 4, 5 **Materials (Depending on the workshop):** Pencil crayons, markers, paper, tape, eraser, pencils.

 emilyreadartist@gmail.com

 (514) 677-9773



STYROFOAM PRINTMAKING *with Lisa Glickman*

This project can be adapted to almost any theme. For the examples shown, students researched endangered fish and amphibians of the St Lawrence River. They then carefully drew their creature, paying close attention to any patterns. Their drawings were then rendered onto Styrofoam trays using ballpoint pens to create indentations. The trays were inked and printed. We also painted a large river backdrop. Some fish were cut out and glued onto the river; others were numbered and mounted in the way of traditional printmaking. A legend printed and displayed alongside explained the students' research.

Sec 1, 2, 3, 4, 5 * Other than Arts, the workshop incorporates elements of STEAM.

Materials: Pencil and paper, tablets or computers for research, tracing paper, printing ink, paper for printing on, bayers. If painting a backdrop, tempera, large paper, brushes.

 glicksart@gmail.com




RE-FOCUS, RECONNECT, REMEMBER, RENEW, REPEAT *with Valerie Kimpton*

This workshop explores the ability to focus, and our personal agency through a modified version of the Pebble Meditation. Using several art materials and methods, four connected, double-sided cards will be created as a touchstone for students' continued exploration. We will draw ideas from journals, collage, draw, paint with diverse themes, such as, family, friends, nature, and memory.

Sec 1, 2, 3, 4, 5 *Other than Arts, the workshop incorporates elements of STEAM.

Materials: Colour pencils, paper scissors, paint, collage materials.

 ensemble4arts@gmail.com

 (514) 220-4379



COMICS CREATION *with Laurence Dea Dionne*

Students will create an 8-page zine (mini comic) from one piece of paper. They will fill those pages by telling a story using drawings and/or words. In the process, they will learn about good storytelling and clear communication, and discover what it's like to live life as a professional comic artist. For a slightly more advanced experience, students can explore different facets of wellness (physical and mental health, community and relationships, environment, etc), learn some comic-specific visual language that will help them have clear communication, and discover what it's like to have a career as a professional comic artist. Option to publish projects in a printed book.

Materials: Pencils, paper. Optional: inking pens, colouring pencils or markers, rulers, and scissors.

✉ laurencedeadionneart@gmail.com

MIXED MEDIA COLLAGE *with Melanie Garcia*

Using magazine images, tape or gel medium transfers, painting and drawing, mixed media collages are woven to create surreal images that can address interpersonal reflections, identity and imagined worlds.

Materials: Canvas board, magazines, packing tape or gel medium (depending on duration of workshop), scissors, glue, pencil, paint, paintbrushes, paint palette, trays for water, and any other paper/2d ephemera desired (newspaper, wrapping paper, cellophane etc).

✉ melanie.garcia00@gmail.com

SEED BALL KIT: CREATE WITH A PURPOSE *with Elaine Lassonde*

Also known as seed bombs, this technique was used in ancient Egypt to repair farmland after annual spring flooding. First Nations Iroquois also used similar natural gardening techniques in cultivating the three-sisters' traditional crops (corn, beans, squash). Make every day Earth Day with the stamp flower seed ball kit. Find a spot that needs some beauty and toss in some seeds. Rain will wash away the clay, the soil will help the seeds sprout, and the world will be a bit more beautiful.

* Other than Arts, the workshop incorporates elements of STEAM.

Materials: 500 g of clay, potting soil, seeds (wildflowers, morning glory seeds, sunflower seeds), wooden roller, cutter circle, tools (popsicle, stick, stamp and/or recycle object use for decoration), 5 origami sheets to create your own packaging to give to a friend or family, parchment paper or placemat.

✉ Creationcoeurart@gmail.com

☎ (438) 390-3040



Sec 1, 2, 3, 4, 5



Sec 1, 2, 3, 4, 5



Sec 1, 2, 3, 4, 5






PEACE, LOVE & HOPE: BATIK WORKSHOP *with Avy Loftus*

Through fabric art inspired by batik technique, students engage in a series of activities based on the expression of compassion and kindness. The students make a drawing on a sheet of paper, representing the idea they have relating to the themes of Peace, Love, and Hope (to encourage creativity, symbols and letters are not allowed). Then they transfer their drawing onto fabric and apply liquid wax (older students) or flour (younger students) to block their designs for the colouring process. Students use the batik process to apply a variety of colours to their creations.

Sec 1, 2, 3, 4, 5 **Materials:** Pencil, paper, fabric, batik colours, flour/wax.

✉ paixpeaceproject@gmail.com

☎ (514) 282-9111



MINIMAL LINE DRAWING INSTALLATION *with Tamsin Horsefall*

Participants begin by selecting social media images--photographs and symbolic images that speak of a personal journey. The images will be cut and arranged on paper. Themes, such as space and place, community, cultural and environmental ideals, will be explored so that the collage tells a story. Formal visual elements will be explored by experimenting with ambiguous space, positive and negative space, and repetition of shape, and new compositions will be created using minimal lines. Original drawings and images will be reduced to their essential elements and layered on one large group canvas and on individual works on various surfaces.

Sec 1, 2, 3, 4, 5 * This workshop provides an opportunity for discussion about belonging in Quebec.

Materials: Graphite, permanent markers in black and metallic silver and gold, tracing paper, printed media images, India ink, chalk, acetate, black gesso, quality paper and canvas surfaces.

✉ atelierartworkesinc@gmail.com



DAY OF THE DEAD ALTARS *with PAAL*

This workshop is designed to explore the Mexican tradition of the Day of the Dead, this ritual meant to honour our ancestors with joy, and to celebrate our loved ones who have passed away. It has been declared an Intangible Cultural Heritage of Humanity by Unesco. An explanation of this tradition will be given, along with the meaning of the historical and decorative elements of the traditional altar, as well as some social and political dimensions the tradition can take. The participants will create a model of the Altar of the Dead during 4 sessions (2 hrs each). We provide a teaching guide for this workshop.

Sec 1, 2, 3, 4, 5 **Materials:** Black cardboard boxes, crepe paper, punch, air-drying paste, markers, scissors, white glue, transparent adhesive, thread, toothpicks, salt. Optional: Coloured cards, pictures or stickers to place on the altar.

✉ direction@paalmtl.org



THE ART OF MUSIC ALBUM COVERS *with J.P. Mortier (Regional Artists: SWLSB)*

The music industry is as dependent on image as it is on sound in order to promote its artists. The golden age of visual art in music was the era of vinyl records. With the arrival of CDs, the packaging shrank but the visual aspect remained important. Today, downloads and streaming have lessened this dependence yet visual design is still important to identify artists and bands. This project consists in having students design the graphic art of a vinyl album or CD for an imaginary band. This project can be realized using different media: drawing, photography and graphic design. It may be done physically on paper or cardboard or digitally.

Materials: Pen, pencil, paper or cardboard, (Optional: for photography, camera or phone; for digital art, computer or laptop).

✉ jpmortier@hotmail.com



Sec 1, 2, 3, 4, 5

PUBLIC ART: AGENCY IN PUBLIC SPACE & PROFESSIONAL PRACTICE

with CJ Fleury

Art in Public Places, at architectural scale, is introduced through a full digital presentation, discussions on placemaking, identity, agency, then hands-on activities. Through various modes of exploration, individuals or teams “select” and analyze a public site, choose a theme, identify goals and strategies. Ideas develop through 2D or 3D rough-sketches, as scale-models or concept-and-sample panels; for a professional-type jury presentation (to peers). Students see actual plans for design, landscape-architecture, engineering and electronics; the use of math, research, public speaking, working with teams (fabrication, transport, installation); making a living and shaping public ideas through art, in their own real world.

* Other than Arts, the workshop incorporates elements of STEAM.

Materials: Pencil, pen, some coloring supplies are helpful, papers (lined, white), rulers, calculators, staples, tape, scissors, exacto knives, wire, tin-foil, card boards, scissors. (Note: Artist can supply some of the materials).

✉ cjfleuryart@gmail.com



Sec 1, 2, 3, 4, 5

MAKING AN ILLUSTRATED ARTIST BOOK *with Venus Lukic*

Students will work with a text of their choice (poem, prose, statement) and, using it for inspiration, will hand-make and illustrate a short artist book. The artist will hold mini skills workshops each day, based on group interests, to support their individualized projects, such as storyline and composition, figurative drawing, painting with watercolours (paint, pencils and markers); light and shadow; portraiture, composition and creative bookmaking techniques. Texts could explore various themes depending on student interests. The project will strive to maintain a supportive inclusive environment for the exploration of personal identities and social situations which may be shared within the classroom space.

Materials: Watercolour (or other types of) paper, watercolours (paint, pencils and/or markers), markers, pencils, office materials.

✉ venuslukic@gmail.com



Sec 1, 2, 3, 4, 5





QEP COMPETENCIES

VISUAL (and Multimedia)

- Creates personal images
- Creates media images
- Appreciates works of art and cultural objects from the world's artistic heritage, personal images and media images (Cyc 1)
- Appreciates Images (Cyc 2)

PERSONAL ORIENTATION PROJECT

(Grade 11 only)

- Carries out a process of career exploration
- Contemplates his/her learning and work possibilities

PHYSICAL & HEALTH EDUCATION

- To perform movement skills in different physical activity settings

ENGLISH LANGUAGE ARTS

- Uses language/talk to communicate and to learn
- Reads and listens to written, spoken and media texts
- Represents [their] literacy in different media (Cyc 1)
- Writes a variety of genres for personal and social and purposes (Cyc 1)
- Produces texts for personal and social purposes (Cyc 2)

MORAL EDUCATION

- Takes a reflective position on situations involving an ethical issue
- Constructs a moral frame of reference
- Engages in moral dialogue

ALL WORKSHOPS

CROSS-CURRICULAR COMPETENCIES

- Uses information
- Solves problems
- Exercises critical judgment
- Uses creativity
- Adopts effective work methods
- Uses information and communications technologies
- Achieves his/her potential
- Cooperates with others
- Communicates appropriately



LEARN'S "I BELONG" PROJECT

LEARN's "I Belong" project is back! Empower your students to explore their identity and sense of belonging to Quebec society through the arts. This school year's project options include Puppetry and Digital Storytelling, Spoken Word, Comic Zine and Podcast creation. Participating classrooms will be supported by up to 12 ELAN artists. All English language schools are eligible to participate in LEARN's "I Belong!" project at no cost through the use of LEARN or ArtistsInspire grants (or both). Participating teachers gain access to classroom resources developed by LEARN and multiple artist-led workshops to support the engagement of students in the classroom delivered remotely, at a distance or both!

Registration opens in September at ibelong.learnquebec.ca or <https://hosted.learnquebec.ca/belonging/>. Spots are limited!

* This workshop provides an opportunity for discussion about belonging in Quebec in the general sense and as a member of the BIPOC and LGBTQ2S+ communities.

Materials: Materials vary.



Connect · Collaborate · Create · Celebrate

